



**SUPPLEMENTAL PHASE II ENVIRONMENTAL SITE ASSESSMENT
FORMER PISCATAQUIS WOOLEN COMPANY SITE
GUILFORD, MAINE**

Prepared for

DUVALTEX (US) INC.
9 Oak Street
Guilford, ME

August 2025



4 Blanchard Road
P.O. Box 85A
Cumberland, ME 04021

Tel: 207.829.5016

sme-engineers.com

SME 
SEVEE & MAHER
ENGINEERS

TABLE OF CONTENTS

Section No.	Title	Page No.
EXECUTIVE SUMMARYES-1		
1.0 INTRODUCTION1-1		
1.1	Background	1-1
1.2	Purpose	1-2
1.3	Terms and Conditions	1-2
1.4	Limitations and Exceptions of Assessment.....	1-3
2.0 CONTAMINANTS OF CONCERN AND POTENTIAL ROUTES OF EXPOSURE.....2-1		
3.0 INVESTIGATION METHODOLOGY3-1		
3.1	Soil Boring Advancement.....	3-1
3.2	Field Screening.....	3-1
3.3	Bedrock Drilling and Groundwater Monitoring Well Installation.....	3-1
3.4	Groundwater Sample Collection & Analysis	3-2
3.5	Pore-water and Surface Water Sampling	3-2
3.6	Sub-Slab Vapor Sampling	3-2
4.0 RESULTS.....4-1		
4.1	Groundwater.....	4-1
4.2	Pore-water and Surface Water	4-2
4.3	Sub-Slab Soil Gas.....	4-2
4.4	Data Validation and Quality Control Review	4-3
5.0 SUMMARY5-1		

LIST OF APPENDICES

APPENDIX A	MONITORING WELL LOGS
APPENDIX B	FIELD SAMPLING DOCUMENTATION
APPENDIX C	DATA SUMMARY TABLES
APPENDIX D	LABORATORY ANALYTICAL REPORTS
APPENDIX E	DATA VALIDATION REPORTS

LIST OF FIGURES (Appended)

Figure No. _____ Title

- 1 SITE LOCATION
- 2 SITE PLAN AND PREVIOUS INVESTIGATION SUMMARY
- 3 INVESTIGATION RESULTS SUMMARY

LIST OF TABLES (Appended)

Figure No. _____ Title

- 1 GROUNDWATER LABORATORY ANALYTICAL RESULTS
- 2 PORE-WATER AND SURFACE WATER LABORATORY ANALYTICAL RESULTS
- 3 SUB-SLAB SOIL VAPOR LABORATORY ANALYTICAL RESULTS

EXECUTIVE SUMMARY

The following report presents the findings of a Supplemental Phase II Environmental Site Assessment (ESA) performed by Sevee & Maher Engineers, Inc. (SME) for Duvaltex (US) LLC at the former Piscataquis Woolen Company site in Guilford, Maine (the "Site"). The scope of work for the Phase II ESA was developed following discussion with representatives from the Maine Department of Environmental Protection (MEDEP), and was conducted in accordance with MEDEP standard operating procedures.

Based on the results of this Supplemental Phase II ESA and other environmental investigations that have been previously completed at the Site, SME concludes that a source of trichloroethene (TCE) is present in bedrock groundwater in the vicinity of MW-101, which is likely discharging to the Piscataquis River (the river) in the vicinity of PW-8/SW-8: TCE is detected in bedrock groundwater at concentrations up to 110,000 micrograms per liter ($\mu\text{g/L}$), and in pore-water beneath the river at concentrations detected in 2024 and 2025 of 54,000 and 2,200 $\mu\text{g/L}$, respectively.

Access limitations associated with current grade/topography and the presence of the existing Site buildings prevent further source zone characterization at this time. Duvaltex proposes to conduct further source zone investigation/delineation following demolition and removal of the existing buildings, which is anticipated to occur after the sale and transfer of the 9 Oak Street properties.

TCE was also detected in sub-slab soil gas beneath neighboring residential buildings (16 and 21 Oak Street) at concentrations of 449 and 1,370 micrograms per cubic meter ($\mu\text{g/m}^3$), respectively. Based on these results and as requested by the MEDEP, SME has subsequently conducted indoor air testing in basement and first floor spaces of both residential buildings, and Duvaltex has begun coordination with an indoor air mitigation contractor to design mitigation systems for both homes. Also, as requested by and discussed with MEDEP, SME has conducted sub-slab soil gas testing at neighboring homes at 18, 20, 23, and 25 Oak Street. Results of the follow-on indoor air and sub-slab soil gas testing will be reported to MEDEP following receipt and quality control review of laboratory analytical data.

**PHASE II ENVIRONMENTAL SITE ASSESSMENT
FORMER PISCATAQUIS WOOLENS COMPANY SITE
GUILFORD, MAINE**

1.0 INTRODUCTION

The following report presents the findings of a Supplemental Phase II Environmental Site Assessment (ESA) performed by Sevee & Maher Engineers, Inc. (SME) for the former Piscataquis Woolen Company Site located at 9 Oak Street in Guilford, Maine (the “Site”). The Phase II ESA was performed by SME for Duvaltex (US) LLC (Duvaltex), current owner of the property.

The scope of work for the ESA was discussed and agreed on with representatives of the Maine Department of Environmental Protection (MEDEP) during a meeting on May 9, 2025, and contained in a memorandum from SME to MEDEP on June 2, 2025. The objective of this ESA investigation and testing was to further understand the location and magnitude of the presence of trichloroethene (TCE) in the subsurface environment of the Site and adjacent properties.

1.1 Background

SME conducted sub-slab vapor testing at the Guilford facility in 2015, with sample locations chosen in accordance with known Site uses and/or observed Site conditions. The presence of volatile organic compounds (VOCs) including TCE was identified in sub-slab soil vapor beneath several buildings. Indoor air investigations followed, and sub-slab depressurization systems (SSDS) were installed at several buildings at the Site for mitigation of vapor intrusion potential. The investigation data and SSDS installation information were included in materials provided to MEDEP during the Site owner’s 2016 participation in the Voluntary Response Action Program (VRAP). During the course of VRAP participation, MEDEP requested the owner address remaining data gaps identified, including conducting testing of Site groundwater. Woodard & Curran conducted an investigation with the objective to assess the potential for remaining free-product and/or oil-saturated soils associated with a former No. 5 fuel oil underground storage tank (UST), and assess the potential for VOC-impacted groundwater beneath the Site. Following completion of Woodard & Curran’s investigation, the Site owner received a No Further Action Assurance letter on November 29, 2016.

The Nature Conservancy (TNC) is seeking to buy portions of the Site from Duvaltex . As part of their due diligence, TNC commissioned a Phase I ESA, which was conducted by Vanasse Hangen Brustlin, Inc. (VHB). In the Phase I ESA report, recommendations were provided for Phase II ESA investigations and testing. The subsequent Phase II ESA was conducted by VHB in November and December 2024 and documented in a January 2025 report. Investigations and sampling included soil borings; monitoring well installations; sampling of soil, groundwater, surface water, pore-water, and sediment; sub-slab vapor sampling; and indoor air monitoring. Findings of the Phase II ESA included:

- Presence of dissolved-phase TCE in groundwater beneath the Site, at concentrations of up to 2,600 micrograms per liter (µg/L);
- Presence of TCE in pore-water, surface water, and sediment in the Piscataquis River, at concentrations indicating the presence of a significant source of TCE in the upgradient area(s); and
- Presence of TCE in sub-slab soil gas and indoor air in exceedance of MEDEP Remedial Action Guidelines (RAGs) in certain Site buildings.

TNC subsequently provided the Phase I and Phase II ESA reports to Duvaltex and MEDEP.

Duvaltex and MEDEP representatives met on May 9, 2025 to discuss project/Site history, the findings of VHB's Phase II ESA, and next steps for Site characterization. After follow-up discussions, a scope of work for this Supplemental Phase II ESA was developed in collaboration with the MEDEP, which scope of work was finalized on June 2, 2025.

1.2 Purpose

The purpose of this Supplemental Phase II ESA was to better understand the distribution of TCE in the Site subsurface, and the potential for off-site migration in aqueous (i.e., groundwater, pore-water, surface water) and air (i.e., soil gas) media. Site records do not indicate the storage, use, or release of TCE or other chlorinated solvents associated with recent or historical operation of the mill facility. The scope of work was therefore developed to extend subsurface characterization beyond former and recent monitoring points, and to extend soil gas investigations into the residential neighborhood adjacent to the Site on Oak Street. A summary of previous investigation findings, on which the current scope of work was based, is provided on Figure 2, which was adapted from VHB's report.

1.3 Terms and Conditions

This Supplemental Phase II ESA report was prepared for Duvaltex and has been provided to MEDEP; therefore, the report is a public document. However, the services, findings, and conclusions noted herein, and associated documents provided to the client by SME are solely for the benefit of Duvaltex, their affiliates and subsidiaries and their successors, assigns, and grantees unless otherwise authorized in writing by Duvaltex and SME. Other than for public informational purposes, reliance or any use of this report by anyone other than Duvaltex, for whom it was prepared, is prohibited. Furthermore, reliance or use by any such third party without explicit authorization in the report does not make said third party a third-party beneficiary to SME's contract with Duvaltex. Any such unauthorized reliance on or use of this report, including any of its information or conclusions, will be at the third party's risk. For the same reasons, no warranties or representations, expressed or implied in this report, are made to any such third party.

1.4 Limitations and Exceptions of Assessment

This Supplemental Phase II ESA was conducted in accordance SME's contract with Duvaltex, and with the scope of work developed in collaboration with MEDEP and provided by memorandum on June 2, 2025. Limited revisions to the intended exploration locations were made based on field conditions, equipment access, and subsurface utility presence, and were discussed and agreed on in the field with MEDEP representatives present during the investigation. Additionally, the scope of work called for installation of overburden and bedrock monitoring points in the event that water-saturated soils were observed above the top of bedrock. In all four drilling locations, soils were observed to be dry. SME and MEDEP representatives therefore agreed that no overburden monitoring points were to be installed. Any additional revisions to the scope of work or methodologies are discussed in Section 3.0.

The findings provided by SME in this report are based solely on the information reported in this document and the results of limited explorations and confirmatory laboratory testing. SME's findings and conclusions must be considered as professional opinion concerning the significance of the limited data gathered during the course of the environmental assessments. SME does not and cannot represent that the Site contains no hazardous substances or petroleum products, or other adverse environmental conditions, beyond that observed and/or documented by SME during our field investigations and documented in previous investigations/assessments that were completed by others. Should additional information become available in the future, this information can be reviewed by SME and the findings, presented herein, may be modified as a result of the review.

2.0 CONTAMINANTS OF CONCERN AND POTENTIAL ROUTES OF EXPOSURE

The primary contaminants of concern for this Phase II ESA are TCE and associated biochemical breakdown products, including cis-1,2-dichloroethene (cDCE), trans-1,2-dichloroethene (tDCE), and vinyl chloride (VC). Other parameters have been detected in subsurface media during previous investigations, some of which have been addressed to the satisfaction of MEDEP or will be addressed at such time as Site conditions allow excavation and off-site removal or other mitigation.

TCE and associated breakdown products can dissolve and migrate in groundwater with the prevailing groundwater flow direction. Public water is supplied to the Site and vicinity; therefore, ingestion of impacted groundwater is unlikely. Direct-contact exposure (i.e., contact with groundwater during construction activities) could pose a risk to workers conducting earthwork-related activities. While discharge of impacted groundwater to the river is not likely to lead to direct human exposure, it could yield ecological impacts. Impacted soil vapor may migrate into occupied building space via vapor intrusion, at the Site or neighboring properties, and pose an inhalation risk. Migration of these contaminants in soil vapor can follow the prevailing groundwater flow direction; however, they can also follow preferential pathways in the subsurface (e.g., utility corridors) or can migrate uphill or upgradient based on pressure gradients. The potential impact to surficial soil (0 to 2 feet-below ground surface [bgs]), to which commercial or construction workers could be exposed, or subsurface soil (deeper than 2 feet-bgs), to which construction workers could be exposed during excavation activities, was not identified as a focus of this investigation.

3.0 INVESTIGATION METHODOLOGY

SME performed the Supplemental Phase II ESA investigations and testing over a five-day period from June 16 through 20, 2025. Sampling and monitoring well locations are shown on Figure 3, along with the locations of sampling and monitoring points established during prior investigations.

3.1 Soil Boring Advancement

SME oversaw the advancement of four soil borings (MW-101 through MW-104) at the Site. To select drilling locations, SME reviewed historical soil gas data to help establish the likely limits of TCE presence in groundwater and, in collaboration with MEDEP, chose four drilling locations for establishing bedrock monitoring wells.

Soil borings were advanced by Northern Test Boring using a Deidrich 0-50 Turbo Tracked rig, and solid-stem auger and drive-and-wash drilling techniques. Two-foot split-spoon samples were collected every five feet until the bedrock surface was reached, with one exception: Sampling at MW-104 was conducted every ten feet below a depth of 20 to 22 feet-bgs. This decision was made following discussion with MEDEP representatives, in consideration of the depth to bedrock and the absence of VOC indications in observations and field screening.

3.2 Field Screening

Soil samples collected during soil boring advancements were screened in the field for the presence of total volatile organic compounds (TVOCs) using a photoionization detector (PID) equipped with a 10.6-electron volt (eV) lamp and calibrated to an isobutylene standard. Samples were screened for VOCs in sample headspace in accordance with MEDEP SOP, *"Field Screening of Soil Samples Utilizing Photoionization and Flame-Ionization Detectors"* (SOP No. RWM-DR-011, April 17, 2015, Rev. 02). Sample intervals, sample recovery, and organic vapor concentrations (as determined by field screening) are included on the soil boring logs (Appendix A).

3.3 Bedrock Drilling and Groundwater Monitoring Well Installation

Drilling below the top of bedrock was advanced using a roller bit, to a depth of 20 feet below the top of rock in accordance with the scope of work. In each boring, a monitoring well was installed using 1.5-inch-inner-diameter PVC riser with a ten-foot, machine-slotted screen, set from nominally 20 to 10 feet below the top of bedrock as observed during drilling. Well construction details are presented on the boring logs provided in Appendix A.

3.4 Groundwater Sample Collection & Analysis

SME developed monitoring wells by purging a minimum of three well volumes from the newly-installed monitoring wells, using peristaltic pumps or bailers. All purged groundwater was contained in a 55-gallon drum, which was collected by Duvaltex and moved to their active facility (off-site) to await appropriate treatment and disposal.

SME obtained samples by low-flow or grab sampling methods from newly-installed and selected existing monitoring wells. As discussed with MEDEP, SME collected samples from previously-existing monitoring wells installed by others: MW-4, MW-6 (not sampled previously due to insufficient water), and WCMW-2. Groundwater samples were obtained in accordance with MEDEP SOP, "*Groundwater Sample Collection for Site Investigation and Assessment Monitoring*" (SOP No. RWM-DR-002 March 3, 2021, Rev. 3). The groundwater samples were preserved in the field in accordance with applicable protocols and were delivered on ice under chain-of-custody to Pace Analytical (Pace) of Westborough, Massachusetts, for laboratory analysis of VOCs by U.S.EPA Method 2860. A duplicate groundwater sample was also collected from MW-102 and submitted for laboratory analysis for purposes of quality assurance/quality control (QA/QC).

Field sampling documentation is provided in Appendix B.

3.5 Pore-water and Surface Water Sampling

SME conducted pore-water and surface water sampling at three locations (PW-8/SW-8, PW-9/SW-9, and PW-10/SW-10) in accordance with MEDEP SOP RWW-DR-023 and -004, respectively. At each sampling location, SME advanced the pore-water sampler to refusal in the river sediments, measured the depth of water and sediment thickness, and obtained a sample of pore-water via peristaltic pump for laboratory analysis of VOCs. At each monitoring point, SME obtained a surface water sample via peristaltic pump, at a surface water depth of one half the water column in the river.

Samples collected at PW-8/SW-8 were intended to replicate samples collected by VHB in November 2024. SME navigated to the coordinates for PW-8/SW-8 (provided by TNC) using a hand-held global-positioning system. Monitoring locations PW-9/SW-9 and PW-10/SW-10 were established during this Phase II ESA, at approximately 150 and 300 feet downstream from PW-8/SW-8. Sample locations are shown on Figure 3.

3.6 Sub-Slab Vapor Sampling

Residential buildings located at 16 and 21 Oak Street were selected for sub-slab vapor sampling due to their proximity to the potential VOC source area. Duvaltex obtained permission to conduct sampling in the basements of 16 and 21 Oak Street. On June 19, 2026, SME collected sub-slab vapor samples in each

home in accordance with MEDEP SOP RWM-DR027. Grab samples were collected into evacuated Summa®-type canisters, at regulator-controlled flow of less than (<) 200 milliliters per minute, for twenty minutes. One sample of ambient air was collected outside of the homes. Samples were submitted under chain-of-custody to Pace for analysis of VOCs by U.S.EPA Method TO-15.

4.0 RESULTS

The following subsections document the results of the Supplemental Phase II ESA. Sampling results are summarized in tables provided at the end of the report, referenced in the following subsections. Full monitoring results for each sampling medium are provided in data summary tables in Appendix C. Laboratory analytical reports are provided in Appendix D.

4.1 Groundwater

Concentrations of TCE were detected above laboratory reporting limits in all groundwater samples, at concentrations ranging from 2.7 µg/L (MW-103) to 110,000 µg/L (MW-101). Concentrations of two other compounds were also detected above laboratory reporting limits, including cDCE at concentrations exceeding RAGs for Residential groundwater. A summary of analytical results is provided in Table 1, and results of field and laboratory analysis are provided in data summary tables in Appendix C.

In the 2016 investigation, TCE had been detected in WCMW-2 at concentrations of 26 and 39 µg/L. In 2024 sampling by VHB, TCE was detected in WCMW-2 at a concentration of 2,600 µg/L. TCE was detected in WCMW-2 at a concentration of 210 µg/L in June 2025. Reasons for the wide range of TCE results in this sample location could relate to monitoring point construction and seasonal variations in water level elevation: This monitoring point is screened across the bedrock/overburden boundary. It is SME's inference that TCE is present in bedrock groundwater. The 2024 monitoring event was conducted during extreme drought conditions, where water level elevations were observed to be lower than during the 2025 monitoring event. It is possible that the sample obtained in 2024 had a greater contribution from deeper bedrock versus overburden groundwater (i.e., with higher TCE concentration) than the sample obtained in June 2025.

Monitoring point MW-4 is the only other monitoring well included in this Phase II ESA with previous sampling results; TCE was detected at a concentration of 18 µg/L in December 2024, and 35 µg/L in June 2025.

The highest detections of TCE in Site groundwater are in bedrock monitoring wells MW-101 (110,000 µg/L) and MW-102 (12,000 and 10,000 µg/L in the sample and duplicate, respectively). Concentrations up to 2,600 µg/L were detected in earlier monitoring of WCMW-2, which is partially screened in bedrock. Results of bedrock groundwater monitoring indicate that there is a source of TCE in bedrock groundwater near MW-101, which may discharge through bedrock fractures to the Piscataquis River in the vicinity of porewater sample location PW-8.

4.2 Pore-water and Surface Water

A summary of detected concentrations in pore-water and surface water samples is provided in Table 2. TCE was detected at PW-8 at a concentration of 2,200 µg/L, two orders of magnitude above the RAG for Residential groundwater but an order of magnitude less than the concentration from this location in November 2024. TCE was detected at PW-9 at 7.4 µg/L and not detected above the laboratory reporting limit at PW-10.

TCE was not detected above the laboratory reporting limit in surface water at SW-8 and detected at 1.0 µg/L in surface water from SW-9 and 0.57 µg/L from SW-10.

Results of June sampling and analysis indicated impacted groundwater discharging to the river via porewater in the vicinity of PW-8, but significantly lower concentrations in pore-water in downstream locations. Results of sampling and analysis showed limited impact to surface water in any locations tested in this Supplemental Phase II ESA.

As indicated in Table 2, cDCE and VC were also detected in pore-water at PW-8; and cDCE was also detected at lower concentrations at PW-9/SW-9.

4.3 Sub-Slab Soil Gas

A summary of VOC concentrations detected in sub-slab soil gas and ambient (outdoor) air samples is provided in Table 3. TCE was detected in sub-slab vapor beneath both homes at concentrations that exceed the RAG for Indoor Air. MEDEP guidance includes the use of an attenuation factor of 0.03 to estimate indoor air concentrations from sub-slab soil gas. The detected concentration of 449 micrograms per cubic meter (µg/m³) TCE in sub-slab soil gas beneath 16 Oak Street suggests a potential indoor air concentration of 13.47 µg/m³. The detected concentration of 1,370 µg/m³ TCE in sub-slab soil gas beneath 21 Oak Street suggests a potential indoor air concentration of 41.1 µg/m³. Potential concentrations in both homes are above the MEDEP RAG for Indoor Air of 2.1 µg/m³ TCE. It is important to note that a portion of each basement has a dirt floor; therefore, the construction of the basement may not inhibit vapor migration, and the resulting attenuation factor may be less than 0.03 (i.e., soil gas data may indicate a higher-than-estimated indoor air concentration).

Concentrations of other VOCs were also detected in sub-slab vapor beneath each home, many of which were also detected in the “background” ambient air sample. Several compounds associated with petroleum products, including gasoline and fuel/heating oils, were among the volatile compounds detected. While naphthalene and ethylbenzene were detected in sub-slab vapor from each home at concentrations exceeding the MEDEP RAG for Residential Indoor Air (naphthalene) or the Ambient concentration (ethylbenzene), these compounds were both detected in the ambient blank, and neither is

anticipated to exceed the Indoor Air RAG when an attenuation factor is applied. Neither compound has been detected in Site groundwater or other environmental media. Regardless of the source of these compounds, corrective measures for TCE will also address the presence of other VOCs detected in sub-slab soil gas.

Results of TO-15 analyses for a full list of analytical parameters confirms that TCE is the primary COC, and the primary compound detected in both residential sub-slab soil gas and Site groundwater and other aqueous samples. Further air sampling will be limited to a list of chlorinated solvent compounds.

4.4 Data Validation and Quality Control Review

SME conducted a U.S.EPA Modified Tier 1 Plus data validation on laboratory analytical data for groundwater, pore-water, surface water, and sub-slab soil vapor data. SME reviewed the analytical data packages and sample handling procedures for three sample delivery groups. SME's review revealed no significant deficiencies. Minor data qualification was required for 28 of the 1,480 analytical results reported (i.e., individual records of data from field and field quality control samples). Qualification actions were associated with trip blank non-compliance, laboratory control sample/duplicate recovery non-compliance, and relative percent difference. No results were rejected, resulting in an acceptance percentage of 100 percent. Validated data quality is considered sufficient for intended use.

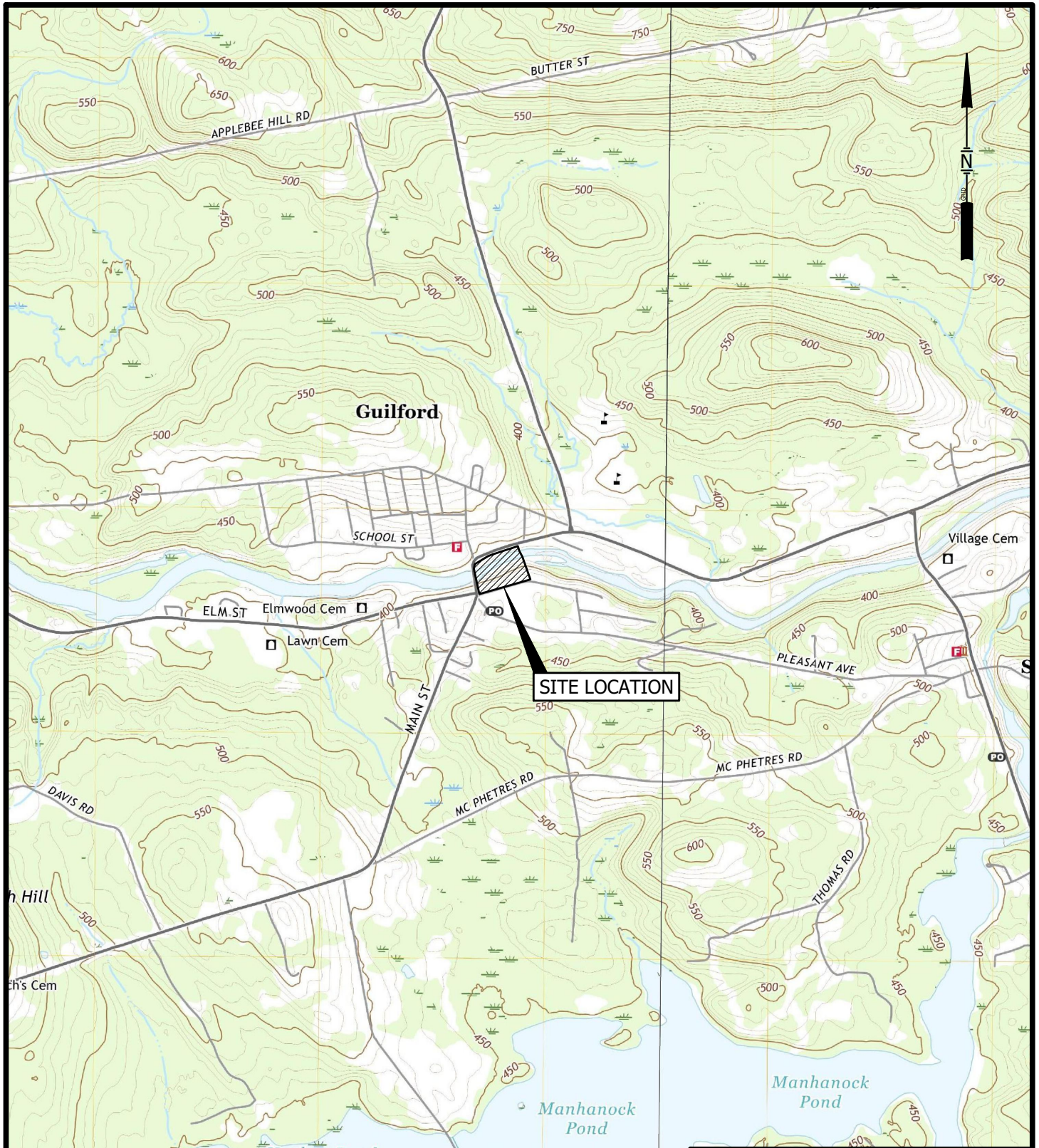
5.0 SUMMARY

Results of Phase II investigations and testing indicate the presence of a source of TCE in bedrock groundwater in the vicinity of MW-101, either beneath Buildings 11/12 or Building 16, or in the space between the buildings. The identification of this source also suggests the source of TCE to river pore-water detected at PW-8. Access limitations restrict further investigation under current conditions: Further investigation to the west of MW-101 is not possible due to steeply-rising topography and insufficient space to fit a drill rig. Duvaltex recommends conducting further investigations for source zone identification and delineation following the demolition of Site buildings that is expected following the anticipated transfer of the 9 Oak Street properties.

Results of sub-slab vapor testing beneath residential buildings at 16 and 21 Oak Street indicate sufficient TCE presence in sub-slab soil gas to potentially pose a threat of exposure in indoor air via vapor intrusion. As requested by and discussed with MEDEP, SME conducted indoor air testing in basement and first floor spaces in both residential buildings during the week of August 18, 2025. Additionally, at Duvaltex's request, SME has coordinated with a mitigation contractor to visit both homes and gather information and data necessary to design mitigation systems. The results of indoor air testing will be reported under separate cover, following receipt and quality control checking/validation of laboratory analytical data.

Also as requested by and discussed with MEDEP, Duvaltex obtained permission to sample sub-slab soil gas beneath neighboring homes at 18, 20, 23, and 25 Oak Street, located further away from the source than 16 and 21 Oak Street. SME conducted sub-slab soil gas sampling in the four residential buildings during the week of August 18, 2025. Results of sub-slab soil gas testing will be reported under separate cover, following receipt and quality control checking/validation of laboratory analytical data.

FIGURES

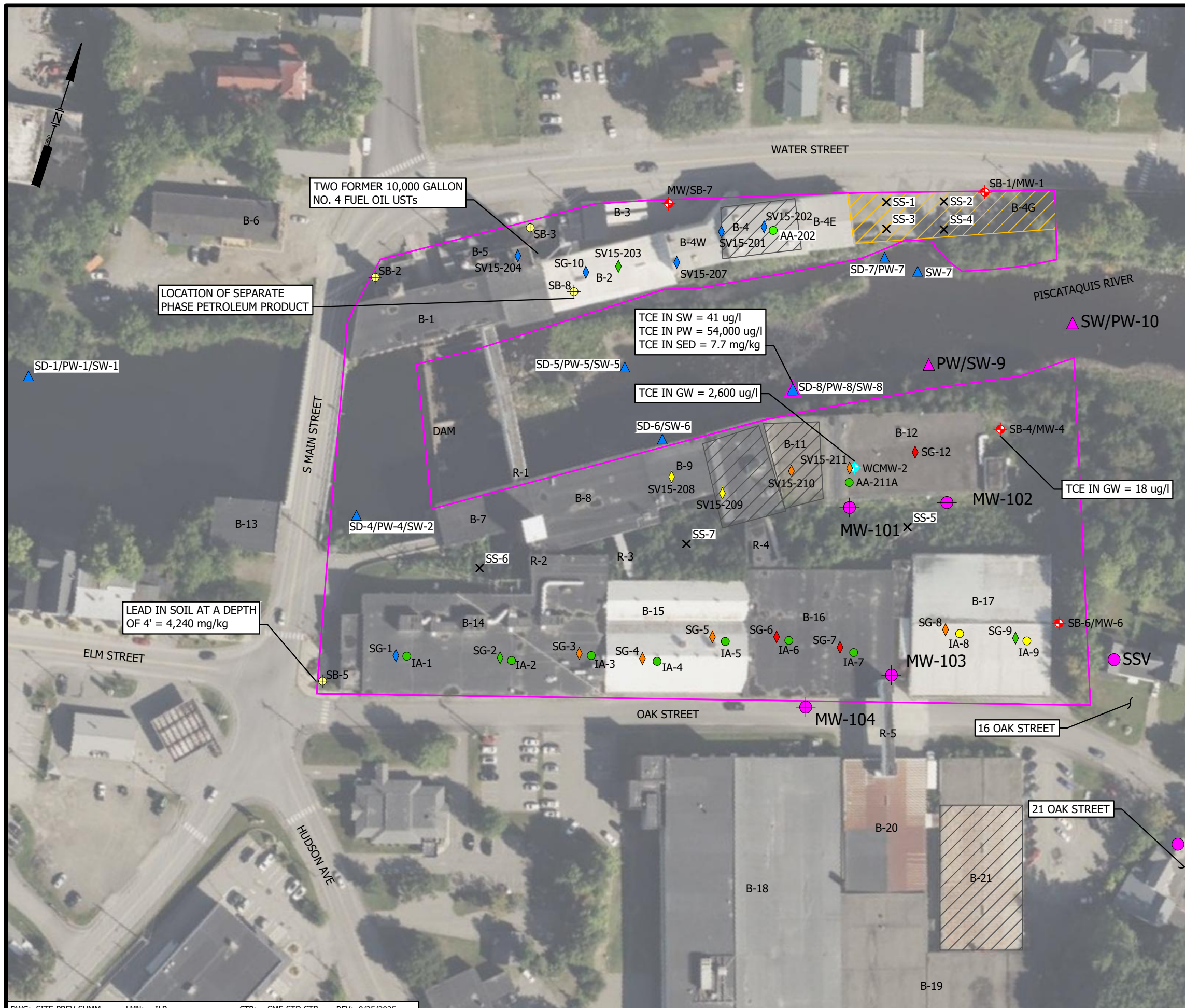


BASEMAP ADAPTED FROM 7.5 MIN USGS TOPO QUADS
 GUILFORD, ME - 2021
 SANGERVILLE, ME - 2021

FIGURE 1
 SITE LOCATION MAP
 FORMER PISCATAQUIS WOOLENS SITE
 GUILFORD, MAINE



\\nserv\cfs\Prati\Faherty\Duval\Acad\Figures\SITELOC.dwg, A_FIG 1, 8/26/2025 11:02:15 AM, sjm



VHB LEGEND

- APPROXIMATE SITE BOUNDARY
 - BUILDING WITH SVE SYSTEM
 - APPROXIMATE AREA OF GEOPHYSICAL SURVEY
 - APPROXIMATE MONITORING WELL LOCATIONS
 - APPROXIMATE SOIL BORING LOCATIONS
 - APPROXIMATE EXISTING MONITORING WELL LOCATION
 - SEDIMENT, POREWATER, AND/OR SURFACE WATER LOCATIONS
 - SURFACE SOIL SAMPLE LOCATION
- TCE CONCENTRATIONS IN SOIL GAS**
- TCE NOT DETECTED
 - TCE DETECTED < RESIDENTIAL RAG
 - TCE DETECTED > RESIDENTIAL RAG < COMMERCIAL RAG
 - TCE DETECTED > COMMERCIAL RAG
 - TCE DETECTED > 10X COMMERCIAL RAG
- TCE CONCENTRATIONS IN INDOOR AIR**
- TCE NOT DETECTED
 - TCE DETECTED < RESIDENTIAL RAG
 - TCE DETECTED > RESIDENTIAL RAG < COMMERCIAL RAG

SME LEGEND

- MW PROPOSED MONITORING WELL
- SSV PROPOSED SUB-SLAB VAPOR SAMPLE LOCATION
- SW PROPOSED SURFACE WATER SAMPLE LOCATION
- PW PROPOSED POREWATER SAMPLE LOCATION

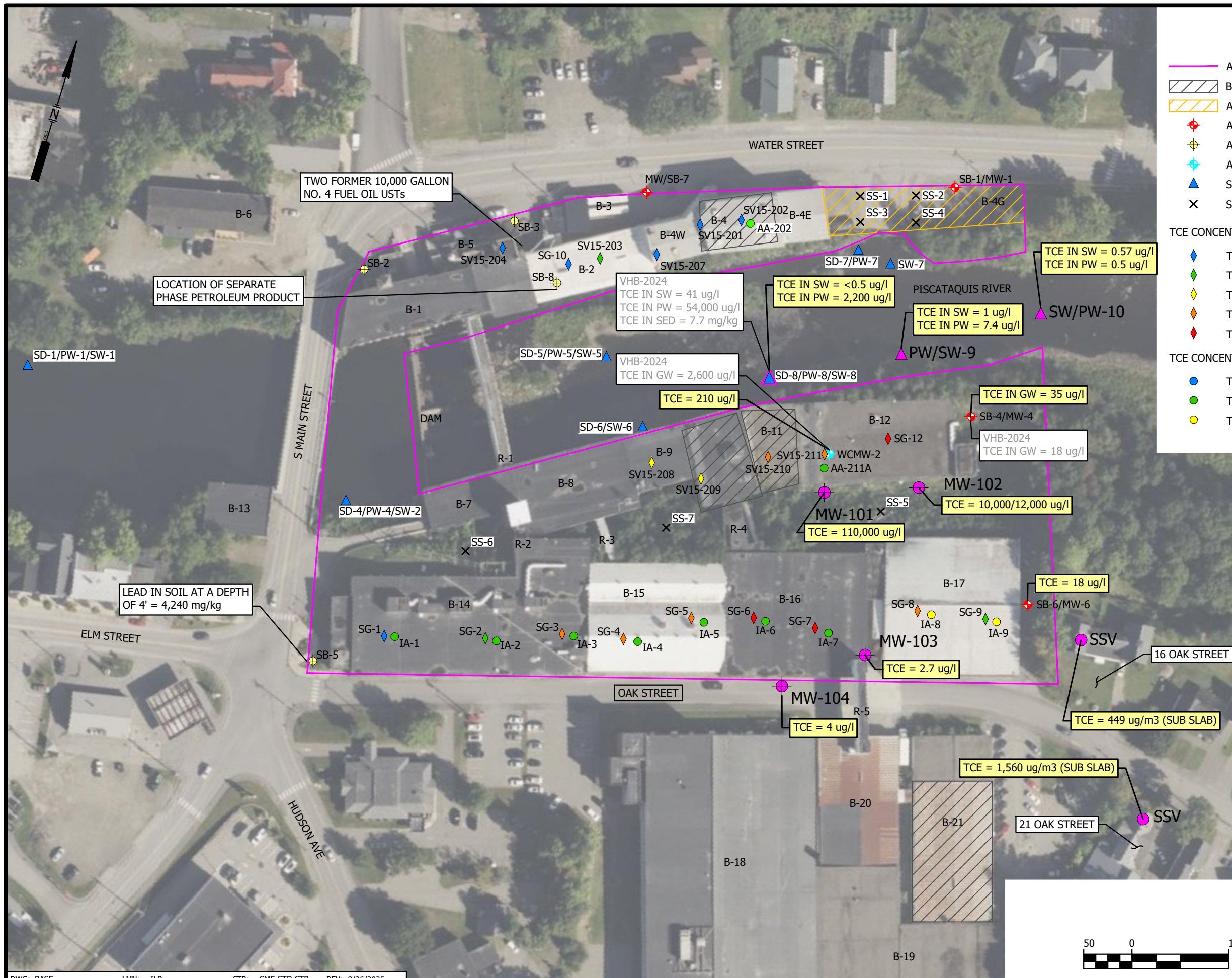
- NOTES:**
1. AERIAL IMAGE FROM BING MAPS.
 2. APPROXIMATE SAMPLING LOCATIONS, LEGEND INFORMATION, AND ANNOTATIONS TAKEN FROM VHB PHASE II ESA REPORT, FIGURE 3 (JANUARY 24, 2025). VHB SAMPLING LOCATIONS ARE NOT VERIFIED BY SME.
 3. PROPOSED SAMPLE LOCATIONS ARE APPROXIMATE AND MAY BE ADJUSTED BASED ON ACCESS OR OTHER FACTORS.



FIGURE 2
 SITE PLAN AND PREVIOUS INVESTIGATION SUMMARY
 FORMER PISCATAQUIS WOOLENS SITE
 GUILFORD, MAINE



I:\server\cds\p\ref\fishery\duvallex\acad\figures\site-prev\summi.dwg, FIG-2, 8/26/2025 11:10:54 AM, sjm



VHB LEGEND

- APPROXIMATE SITE BOUNDARY
 - BUILDING WITH SVE SYSTEM
 - APPROXIMATE AREA OF GEOPHYSICAL SURVEY
 - APPROXIMATE MONITORING WELL LOCATIONS
 - APPROXIMATE SOIL BORING LOCATIONS
 - APPROXIMATE EXISTING MONITORING WELL LOCATION
 - SEDIMENT, POREWATER, AND/OR SURFACE WATER LOCATIONS
 - SURFACE SOIL SAMPLE LOCATION
- TCE CONCENTRATIONS IN SOIL GAS**
- TCE NOT DETECTED
 - TCE DETECTED < RESIDENTIAL RAG
 - TCE DETECTED > RESIDENTIAL RAG < COMMERCIAL RAG
 - TCE DETECTED > COMMERCIAL RAG
 - TCE DETECTED > 10X COMMERCIAL RAG
- TCE CONCENTRATIONS IN INDOOR AIR**
- TCE NOT DETECTED
 - TCE DETECTED < RESIDENTIAL RAG
 - TCE DETECTED > RESIDENTIAL RAG < COMMERCIAL RAG

SME LEGEND

- MONITORING WELL
- APPROXIMATE SUB-SLAB VAPOR SAMPLE LOCATION
- APPROXIMATE SURFACE WATER SAMPLE LOCATION
- APPROXIMATE POREWATER SAMPLE LOCATION

- NOTES:**
1. AERIAL IMAGE FROM BING MAPS.
 2. APPROXIMATE SAMPLING LOCATIONS, LEGEND INFORMATION, AND ANNOTATIONS TAKEN FROM VHB PHASE II ESA REPORT, FIGURE 3 (JANUARY 24, 2025). VHB SAMPLING LOCATIONS ARE NOT VERIFIED BY SME.
 3. DATA FROM SAMPLES OBTAINED BY SME IN JULY 2025 SHOWN BY YELLOW SHADING. DATA ARE SHOWN IN UNITS OF MICROGRAMS PER LITER (ug/l) AND MICROGRAMS PER CUBIC METER (ug/m³). REFER TO REPORT TEXT AND APPENDICES FOR FURTHER INFORMATION.

FIGURE 3
INVESTIGATION RESULTS SUMMARY
FORMER PISCATAQUIS WOOLENS SITE
GUILFORD, MAINE



I:\server\cds\Pre\1\Fishery\Drawings\Acad\Figures\BASE.dwg, FIG-3, 8/26/2025 11:14:35 AM, sgm

TABLES

TABLE 1 - Groundwater Laboratory Analytical Results
Phase II Environmental Site Assessment
Former Piscataquis Woolen Company Site
9 Oak Street
Guilford, Maine

Sample Location	MW-101	MW-102		MW-103	MW-104	WCMW-2	MW-4	MW-6	MEDEP Remedial Action Guidelines (November 15, 2023)
Sample Identification	GW-101-X-011	GW-102-X-012	GW-DPI-X-018	GW-103-X-013	GW-104-X-014	GW-XX2-015	GW-XX4-X-016	GW-XX6-X-017	
Laboratory Identification	L2541367-02	L2541367-03	L2541367-06	L2541367-04	L2541367-05	L2541367-07	L2541367-08	L2541367-09	Residential Groundwater
Date Collected	6/30/2025	6/30/2025	6/30/2025	6/30/2025	6/30/2025	6/30/2025	6/30/2025	6/30/2025	
Volatile Organic Compounds (VOCs)									
Trichlorofluoromethane	BRL (1000)	BRL (100)	BRL (100)	BRL (1.0)	BRL (1.0)	BRL (2.5)	2.4	BRL (1.0)	52,000
Trichloroethene	110,000	12,000	10,000	2.7	4	210	35	15	2.8
cis-1,2-Dichloroethene	<i>BRL (500)</i>	800	730	0.8	BRL (0.5)	1.4	5.4	BRL (0.5)	25
All other VOCs	BRL (various)	BRL (various)	BRL (various)	BRL (various)	BRL (various)	BRL (various)	BRL (various)	BRL (various)	Various

MEDEP = Maine Department of Environmental Protection

BRL () = Not detected above laboratory reporting limit in parentheses.

NE= Regulatory guidance not established

Values in **bold** text exceed MEDEP's RAGs for Residential Groundwater.

Values *italicized* indicate laboratory reporting limits that exceed MEDEP RAGs.

TABLE 2 - Porewater and Surface Water Laboratory Analytical Results
Phase II Environmental Site Assessment
Former Piscataquis Woolen Company Site
9 Oak Street
Guilford, Maine

Sample Location	PW-8	PW-9	PW-10	SW-8	SW-9	SW-10	MEDEP Remedial Action Guidelines (November 15, 2023)	
Sample Identification	PWXX8X001	PW XX9X002	PWX10X003	SWXX8X004	SWXX9X005	SWX10X006	Residential Groundwater	Construction Worker
Laboratory Identification	L2537754-01	L2537754-02	L2537754-03	L2537754-04	L2537754-05	L2537754-06		
Date Collected	6/16/2025	6/16/2025	6/16/2025	6/16/2025	6/16/2025	6/16/2025		
Volatile Organic Compounds (VOCs)	Concentrations in micrograms per liter (µg/L)							
Trichlorofluoromethane	BRL (25)	BRL (1.0)	BRL (1.0)	BRL (1.0)	BRL (1.0)	BRL (1.0)	52,000	5,200
Vinyl Chloride	6.5	<i>BRL (0.20)</i>	<i>BRL (0.2)</i>	<i>BRL (0.2)</i>	<i>BRL (0.20)</i>	<i>BRL (0.20)</i>	0.19	0.22
Trichloroethene	2,200	7.4	0.5	BRL (0.50)	1.0	0.57	2.8	12
cis-1,2-Dichloroethene	480	3.0	BRL (0.50)	BRL (0.50)	0.57	BRL (0.50)	25	1,900
Acetone	BRL (120)	BRL (5.0)	BRL (5.0)	BRL (5.0)	6.9	BRL (5.0)	18,000	100,000
All other VOCs	BRL (various)	BRL (various)	BRL (various)	BRL (various)	BRL (various)	BRL (various)	Various	Various

MEDEP = Maine Department of Environmental Protection

BRL () = Not detected above laboratory reporting limit in parentheses.

Values in **bold** text exceed MEDEP's RAGs for Residential Groundwater.

Values *italicized* indicate laboratory reporting limits that exceed MEDEP RAGs.

TABLE 3 - Sub-Slab Soil Vapor Laboratory Analytical Results
Phase II Environmental Site Assessment
Piscataquis Woolen Company Site
16 Oak Street + 21 Oak Street
Guilford, Maine

Sample Location	Background	16 Oak Street	21 Oak Street	MEDEP Remedial Action Guidelines (November 15, 2023)		
Sample Identification	AG-BCK-X-00C	AG-x16-X-008	AG-X21-X-009			
Laboratory Identification	L2539305-01	L2539305-02	L2539305-03			
Date Collected	6/19/2025	6/19/2025	6/19/2025	Residential	Commercial	Ambient
Volatile Organic Compounds (VOCs)	Concentrations in micrograms per cubic meter (µg/m3)					
Dichlorodifluoromethane	2.27	4.05	8.7	100	440	100
Chloromethane	1.21	BRL (0.413)	BRL (0.413)	94	390	90
Acetone	9.38	7.32	23	NE	NE	NE
Trichlorofluoromethane	1.14	13.9	2.74	NE	NE	NE
Carbon disulfide	BRL (0.623)	BRL (0.623)	0.757	730	3,100	700
n-Hexane	2.13	4.02	4.09	730	3,100	700
Benzene	BRL (0.639)	0.818	1.02	3.6	16	1.3
Cyclohexane	0.867	1.13	0.847	NE	NE	NE
Xylene (Total)	10.9	38.7	54.3	100	440	100
Trichloroethene	BRL (1.07)	449	1,370	2.1	8.8	2
Heptane	BRL(0.820)	2.1	2.26	NE	NE	NE
Toluene	2.26	13	18.8	5,200	22,000	5,000
Tetrachloroethene	BRL (1.36)	2.6	2.39	42	180	39
Ethylbenzene	1.24	5.34	7.82	11	49	4
p/m - Xylene	7.99	28.7	40.4	100	440	100
o- Xylene	2.88	9.99	13.7	100	440	100
4-Ethyltoluene	1.85	5.06	7.33	NE	NE	NE
1,3,5,- Trimethylbenzene	1.42	3.49	4.22	63	260	60
1,2,4- Trimethylbenzene	9.19	20.4	26.6	63	260	60
Naphthalene	2.12	2.18	2.88	0.83	3.6	0.29
All other VOCs	BRL (various)	BRL (various)	BRL (various)	Various	Various	Various

MEDEP = Maine Department of Environmental Protection

BRL () = Not detected above laboratory reporting limit in parentheses.

NE= Regulatory guidance not established

Values in bold text exceed MEDEP's RAGs for Indoor air exposure pathway for residential setting. MEDEP guidance suggests an attenuation factor of 0.03 to estimate indoor air concentrations.

APPENDIX A

MONITORING WELL LOGS



BORING/MONITORING WELL LOG

MW-101

Project Number: 250321.01	Drilling Company: Northern Test, Mike Nadeau	Total Depth of Boring: 45 feet
Project: Duvaltex/Guilford	Drilling Method: Solid Stem Auger/Drive & Wash	Start Date: 06-17-2025
Site Location: Guilford ME	Well Stick Up:	Date Completed: 6-17-2025
Client:	Boring Diameter: 4 inch	Logged by: JAP
	Groundwater Observed:	Reviewed by:

DESCRIPTION	Drilling Method	PID (ppm)	BLOWS (PER 6')	PENETRATION / RECOVERY (ft)	DEPTH (FT.)	WELL CONSTRUCTION
Based on USCS and Modified Burmister Soil Classification System						
Dry, Brown fine-medium SAND, some coarse sand, rounded gravel spoon bounce on cobbles	Auger	0.9	18-50/2"	1/1	5	
Grayish brown medium-coarse SAND, some gravel, little silt		0.8	12-14-18-17	1/2	10	
Grayish brown coarse SAND, some fine sand and gravel, trace silt	Drive and Wash	0.8	16-24-24-24	0.8/2	15	
Grayish brown fine SAND, some silt, coarse sand and gravel		2.1	19-21-30-26	0.8/2	20	
Top of rock at 25.2, Dark gray shale/slate Drill to 45, borehole collapse to 43.7 Screen to 33.7, Sand to 32.5 Bentonite to 25.2, Native to top Well completed with protective standpipe						25

- Monitoring wells constructed of 1.5-inch PVC with 10 ft of screen.
- NA = Not Applicable; NO= Not Observed; NM = Not Measured; bgs = Below Ground Surface
- Observed Groundwater - initial depth measured from TOC shortly after installation

Well Legend:

Filter Sand	Native Fill	Bentonite	Bentonite grout	Concrete	PVC Screen



BORING/MONITORING WELL LOG

MW-102

Project Number: 250321.01	Drilling Company: Northern Test, Mike Nadeau	Total Depth of Boring: 45 feet
Project: Duvaltex/Guilford	Drilling Method: Solid Stem Auger/Drive & Wash	Start Date: 06-17-2025
Site Location: Guilford ME	Well Stick Up:	Date Completed: 6-18-2025
Client:	Boring Diameter: 4 inch	Logged by: JAP
	Groundwater Observed:	Reviewed by:

DESCRIPTION	Drilling Method	PID (ppm)	BLOWS (PER 6')	PENETRATION / RECOVERY (ft)	DEPTH (FT.)	WELL CONSTRUCTION
Based on USCS and Modified Burmister Soil Classification System						
0.5 Brown fine SAND and SILT, loamy 0.5 Brown coarse SAND some gravel, trace fine sand and silt	Auger	1.8	4-6-7-7	1/2	5	
Grayish brown fine SAND and SILT, some medium sand little gravel and coarse sand		0.8	7-16-15-15	1/2	10	
Grayish brown med-coarse SAND and gravel, little fine sand and silt some oxidation (Fe staining) on gravel	Drive and Wash	0.3	20-25-25-25	1/2	15	
Same		0.6	26-43-50/5"	1/1.5	20	
Top of rock at 21.5, Dark gray shale/slate Drill to 45, highly-fractured bedrock at 30-35 Borehole collapse to 32, telescope 3" casing to 44 Screen to 34, Sand to 31.5 Bentonite to 23, Native to top Well completed with protective standpipe						25

1. Monitoring wells constructed of 1.5-inch PVC with 10 ft of screen.
2. NA = Not Applicable; NO= Not Observed;
NM = Not Measured; bgs = Below Ground Surface
3. Observed Groundwater - initial depth measured from TOC shortly after installation

Well Legend:

Filter Sand	Native Fill	Bentonite	Bentonite grout	Concrete	PVC Screen



BORING/MONITORING WELL LOG

MW-103

Project Number: 250321.01	Drilling Company: Northern Test, Mike Nadeau	Total Depth of Boring: 64 feet
Project: Duvaltex/Guilford	Drilling Method: Solid Stem Auger/Drive & Wash	Start Date: 06-19-2025
Site Location: Guilford ME	Well Stick Up:	Date Completed: 6-19-2025
Client:	Boring Diameter: 4 inch	Logged by: JAP
	Groundwater Observed:	Reviewed by:

DESCRIPTION	Drilling Method	PID (ppm)	BLOWS (PER 6')	PENETRATION / RECOVERY (ft)	DEPTH (FT.)	WELL CONSTRUCTION
Based on USCS and Modified Burmister Soil Classification System						
Medium grained salt and pepper SAND	Auger	0.5	5-5-5-5	1.5/2	5	
Gray very fine SAND, some silt, medium sand and gravel Cobbles at 10.5		1.2	12-19-15-15	0.8/2	10	
Same	Drive and Wash	1.2	15-16-18-15	0.7/2	15	
Gray coarse SAND and gravel, some fine sand and silt		0.8	5-7-6-5	1/2	20	
Grayish Brown fine SAND, some med-coarse sand and gravel little silt, tightly packed		0.7	10-18-23-29	1.2/2	25	

1. Monitoring wells constructed of 1.5-inch PVC with 10 ft of screen.
2. NA = Not Applicable; NO= Not Observed;
NM = Not Measured; bgs = Below Ground Surface
3. Observed Groundwater - initial depth measured from TOC shortly after installation

Well Legend:

Filter Sand	Native Fill	Bentonite	Bentonite grout	Concrete	PVC Screen



BORING/MONITORING WELL LOG

MW-103 continued

Project Number: 250321.01	Drilling Company: Northern Test, Mike Nadeau	Total Depth of Boring: 64 feet
Project: Duvaltex/Guilford	Drilling Method: Solid Stem Auger/Drive & Wash	Start Date: 06-19-2025
Site Location: Guilford ME	Well Stick Up:	Date Completed: 6-19-2025
Client:	Boring Diameter: 4 inch	Logged by: JAP
	Groundwater Observed:	Reviewed by:

DESCRIPTION	Drilling Method	PID (ppm)	BLOWS (PER 6')	PENETRATION / RECOVERY (ft)	DEPTH (FT.)	WELL CONSTRUCTION	
Based on USCS and Modified Burmister Soil Classification System							
Grayish brown fine SAND, some med-coarse sand and gravel Trace silt, tightly packed, Spoon refusal on large cobble	Drive and Wash	0.6	50/6"	0.5/0.5			
Grayish brown coarse SAND and gravel, some fine sand and silt		0.5	30-50/3"	0.5/1			
Same, more gravel		0.3	18-50/4"	0.5/1			
Top of rock at 42.6, Dark gray shale/slate Fractures with sand at 45 Drill to 64, Screen to 54, Sand to 52.5 Bentonite to 42.8, Native to top Well completed with protective standpipe							

- Monitoring wells constructed of 1.5-inch PVC with 10 ft of screen.
- NA = Not Applicable; NO= Not Observed; NM = Not Measured; bgs = Below Ground Surface
- Observed Groundwater - initial depth measured from TOC shortly after installation

Well Legend:

Filter Sand	Native Fill	Bentonite	Bentonite grout	Concrete	PVC Screen



BORING/MONITORING WELL LOG

MW-104

Project Number: 250321.01	Drilling Company: Northern Test, Mike Nadeau	Total Depth of Boring: 55 feet
Project: Duvaltex/Guilford	Drilling Method: Solid Stem Auger/Drive & Wash	Start Date: 06-20-2025
Site Location: Guilford ME	Well Stick Up:	Date Completed: 6-20-2025
Client:	Boring Diameter: 4 inch	Logged by: JAP
	Groundwater Observed:	Reviewed by:

DESCRIPTION Based on USCS and Modified Burmister Soil Classification System	Drilling Method	PID (ppm)	BLOWS (PER 6')	PENETRATION / RECOVERY (ft)	DEPTH (FT.)	WELL CONSTRUCTION
4" Asphalt	Auger				0	
Grayish brown fine SAND and silt, some gravel, little coarse sand		1.1	7-14-16-15	0.8/2	5	
0.8 Same 0.2 Dark brown SILT and very fine sand		1.3	2-2-2-14	1/2	10	
0.5 Grayish brown fine SAND, some silt and gravel 0.3 Dark gray to salt and pepper medium SAND, little gravel	Drive and Wash	1.3	1-3-17-19	0.7/2	15	
0.4 Gray SILT and gravel, some fine to coarse sand 0.4 Same with dark gray shale/slate fragments		1.5	10-10-15-15	0.8/2	20	
move to 10' sampling interval (per MEDEP)					25	

- Monitoring wells constructed of 1.5-inch PVC with 10 ft of screen.
- NA = Not Applicable; NO= Not Observed; NM = Not Measured; bgs = Below Ground Surface
- Observed Groundwater - initial depth measured from TOC shortly after installation

Well Legend:

Filter Sand	Native Fill	Bentonite	Bentonite grout	Concrete	PVC Screen



BORING/MONITORING WELL LOG

MW-104 continued

Project Number: 250321.01	Drilling Company: Northern Test, Mike Nadeau	Total Depth of Boring: 55 feet
Project: Duvaltex/Guilford	Drilling Method: Solid Stem Auger/Drive & Wash	Start Date: 06-20-2025
Site Location: Guilford ME	Well Stick Up:	Date Completed: 6-20-2025
Client:	Boring Diameter: 4 inch	Logged by: JAP
	Groundwater Observed:	Reviewed by:

DESCRIPTION	Drilling Method	PID (ppm)	BLOWS (PER 6')	PENETRATION / RECOVERY (ft)	DEPTH (FT.)	WELL CONSTRUCTION
Based on USCS and Modified Burmister Soil Classification System						
Gray to grayish brown fine to medium SAND some gravel, trace silt Trace silt, tightly packed, Spoon refusal on large cobble	Drive and Wash	1.8	23-25-41-23	1.1/2		
Top of rock at 32.6, Light gray shale/slate					35	
					40	
					45	
More competent rock at 42, dark gray shale/slate					50	
Drill to 55, collapse to 54, well set at 54					55	
Screen to 44, Sand to 43						
Bentonite to 33.2, Native to top						
Well completed with flush mount road box						

- Monitoring wells constructed of 1.5-inch PVC with 10 ft of screen.
- NA = Not Applicable; NO= Not Observed;
NM = Not Measured; bgs = Below Ground Surface
- Observed Groundwater - initial depth measured from TOC shortly after installation

Well Legend:

Filter Sand	Native Fill	Bentonite	Bentonite grout	Concrete	PVC Screen

APPENDIX B

FIELD SAMPLING DOCUMENTATION

MONITORING WELL – SAMPLE PURGING

SITE: Duvaltex Guilford **PROJECT NO.** 250321.01 **DATE:** 6/30/25
SAMPLE LOCATION: MW-4 **WEATHER:** SUNNY 76F
SAMPLE ID: GWXX4X016 **START TIME:** 945 **END TIME:** 1025
(Duplicates) _____ **TRIP BLANK ID:** SEE COC

WELL DEPTH: 18.20 FT Top of Well Top of Casing
 Measured Historical
WATER DEPTH: 12.63 FT Top of Well Top of Casing
 Measured Historical
TUBING INLET (TPVC): 17.20
TUBING DIAMETER: 0.17"
SCREENED INTERVAL (TPVC) 8.20 to 18.20
PUMPING START TIME: 900 **PUMPING END TIME:** 930

CONDITION OF WELL: _____
SURFACE SEAL: Good Cracked
 Other: _____
PROTECTIVE CASING: Locked
 No Lock
 Secure
 Needs Repair (able to move)
WELL: Cap No Cap
WELL MATERIAL: PVC SS Other Flush mount

EQUIPMENT DOCUMENTATION

PURGING	SAMPLING	DECONTAMINATION FLUIDS USED
<input type="checkbox"/>	<input type="checkbox"/> Peristaltic Pump ISCO	<input type="checkbox"/> Distilled / Deionized Water
<input checked="" type="checkbox"/>	<input checked="" type="checkbox"/> Peristaltic Pump Geotech	<input type="checkbox"/> Tap Water
<input type="checkbox"/>	<input type="checkbox"/> Submersible Pump	<input type="checkbox"/> Non-phosphate Detergent
<input type="checkbox"/>	<input type="checkbox"/> Bladder Pump	<input type="checkbox"/> 10% Nitric Acid
<input type="checkbox"/>	<input type="checkbox"/> Air Lift Pump	<input type="checkbox"/> High-Pressure Steam Clean
<input type="checkbox"/>	<input type="checkbox"/> Bailer I.D. _____	<input type="checkbox"/> Other _____
<input type="checkbox"/>	<input type="checkbox"/> LDPE / Silicon Tubing	
<input type="checkbox"/>	<input type="checkbox"/> Teflon / Silicon Tubing	
<input type="checkbox"/>	<input type="checkbox"/> In-Line Filter	
<input checked="" type="checkbox"/>	<input checked="" type="checkbox"/> Dedicated Silicone Tubing	
<input checked="" type="checkbox"/>	<input checked="" type="checkbox"/> Dedicated Polyethylene Tubing	

AMOUNT OF WATER CONTAINED IN DEDICATED SYSTEM: NA
AMOUNT OF WATER PURGED PRIOR TO GRAB SAMPLE COLLECTION: NA

NOTES:

SAMPLED BY: PAS

MONITORING WELL – SAMPLE PURGING

SITE: Duvaltex Guilford **DATE:** 6/30/25
SAMPLE LOCATION: MW 4 **ORP OFFSET:** 0 mV

Elapsed Time (min)	Liters Pumped	Flow Rate (mL/min)	WL TPVC (FT)	WL Top of Casing (FT)	Turbidity (1)	pH (2)	Specific Cond. (3)	Temp °C (4)	DO (5)	ORP (6)	Comments	
Unit ID No.:		↓	200	NA	← SET A →							
Model ID:			HERON		*	REF	TO	CAL	SHEET			
0	0		12.63									
2	0.2	100	12.69	NA								
4	0.4	100	12.71	NA								
5	0.5	100	12.73	NA	7.0	6.3	296	10.8	6.25	134		
10	1.0	100	12.73	NA	6.5	6.3	315	10.9	6.26	141		
15	1.5	100	12.73	NA	6.0	6.2	316	11.0	6.35	147		
18	1.8	100	12.73	NA	5.1	6.2	316	11.0	6.34	147		
21	2.1	100	12.73	NA	4.9	6.2	313	11.0	6.32	148		
24	2.4	100	12.73	NA	4.9	6.2	313	11.0	6.37	150		

NOTES:

1 TURBIDITY (NTU) 4 TEMPERATURE
 2 pH (STD UNITS) 5 DISSOLVED OXYGEN (mg/L)
 3 SPECIFIC CONDUCTANCE (µmhos/cm @25°C) 6 UNADJUSTED OXIDATION REDUCTION POTENTIAL (+/- mV)

MONITORING WELL – SAMPLE PURGING

PROJECT: <u>Duvaltex Guilford</u> SAMPLE LOCATION ID: <u>MW-6</u>	PROJECT NO. <u>250321.01</u> DATE: <u>6/30/25</u> ACTIVITY START TIME: <u>1130</u> END TIME: <u>1145</u>
--	---

WELL DEPTH: <u>48.50</u> FT	<input checked="" type="checkbox"/> Measured <input checked="" type="checkbox"/> Top of Well <input type="checkbox"/> Historical <input type="checkbox"/> Top of Casing	CASING STICK-UP (FROM GROUND) _____ FT CASING/ WELL DIFF _____ FT		
WATER DEPTH: <u>47.40</u> FT	WELL MATERIAL <input checked="" type="checkbox"/> PVC <input type="checkbox"/> SS <input type="checkbox"/> _____	WELL LOCKED <input type="checkbox"/> Yes <input checked="" type="checkbox"/> No	WELL DIAMETER <input checked="" type="checkbox"/> 2" <input type="checkbox"/> 6" <input type="checkbox"/> 4" <input type="checkbox"/> _____"	WATER LEVEL EQUIPMENT USED <input checked="" type="checkbox"/> Elect. Cond. Probe <input type="checkbox"/> Float Activated <input type="checkbox"/> Press Activated <input type="checkbox"/> _____
HEIGHT OF WATER COL <u>1.10000000</u> FT	<input checked="" type="checkbox"/> 0.16 GAL/FT (2") <input type="checkbox"/> 0.65 GAL/FT (4")	<input type="checkbox"/> 1.50 GAL/FT (6") <input type="checkbox"/> _____ GAL/FT (_____ in.)	<u>0.2</u> GAL/VOL <u>0.6</u> TOTAL GAL. PURGED	

PURGING/SAMPLING EQUIPMENT USED: Check if used for <table style="width:100%;"> <tr> <th style="width:10%;">PURGING</th> <th style="width:10%;">SAMPLING</th> <th style="width:80%;">EQUIPMENT</th> </tr> <tr> <td><input type="checkbox"/></td> <td><input type="checkbox"/></td> <td>PERISTALTIC PUMP _____</td> </tr> <tr> <td><input type="checkbox"/></td> <td><input type="checkbox"/></td> <td>SUBMERSIBLE PUMP _____</td> </tr> <tr> <td><input checked="" type="checkbox"/></td> <td><input checked="" type="checkbox"/></td> <td>BAILER _____ NEW</td> </tr> <tr> <td><input type="checkbox"/></td> <td><input type="checkbox"/></td> <td>LDPE/SILICON TUBING _____</td> </tr> <tr> <td><input type="checkbox"/></td> <td><input type="checkbox"/></td> <td>TEFLON/SILICON TUB. _____</td> </tr> <tr> <td><input type="checkbox"/></td> <td><input type="checkbox"/></td> <td>AIR LIFT _____</td> </tr> <tr> <td><input type="checkbox"/></td> <td><input type="checkbox"/></td> <td>HAND PUMP _____</td> </tr> <tr> <td><input type="checkbox"/></td> <td><input type="checkbox"/></td> <td>INLINE FILTER _____</td> </tr> <tr> <td><input type="checkbox"/></td> <td><input type="checkbox"/></td> <td>PRESS/VAC FILTER _____</td> </tr> </table>	PURGING	SAMPLING	EQUIPMENT	<input type="checkbox"/>	<input type="checkbox"/>	PERISTALTIC PUMP _____	<input type="checkbox"/>	<input type="checkbox"/>	SUBMERSIBLE PUMP _____	<input checked="" type="checkbox"/>	<input checked="" type="checkbox"/>	BAILER _____ NEW	<input type="checkbox"/>	<input type="checkbox"/>	LDPE/SILICON TUBING _____	<input type="checkbox"/>	<input type="checkbox"/>	TEFLON/SILICON TUB. _____	<input type="checkbox"/>	<input type="checkbox"/>	AIR LIFT _____	<input type="checkbox"/>	<input type="checkbox"/>	HAND PUMP _____	<input type="checkbox"/>	<input type="checkbox"/>	INLINE FILTER _____	<input type="checkbox"/>	<input type="checkbox"/>	PRESS/VAC FILTER _____	DECONTAMINATION FLUIDS USED: <i>(check all that apply at that location)</i> <input type="checkbox"/> ETHYL ALCOHOL <input checked="" type="checkbox"/> DEIONIZED WATER <input type="checkbox"/> TSP SOLUTION <input type="checkbox"/> HEXANE <input type="checkbox"/> HN03/D.I. WATER SOLUTION <input type="checkbox"/> POTABLE WATER <input type="checkbox"/> NONE <input type="checkbox"/> OTHER _____ <input type="checkbox"/> OTHER _____
PURGING	SAMPLING	EQUIPMENT																													
<input type="checkbox"/>	<input type="checkbox"/>	PERISTALTIC PUMP _____																													
<input type="checkbox"/>	<input type="checkbox"/>	SUBMERSIBLE PUMP _____																													
<input checked="" type="checkbox"/>	<input checked="" type="checkbox"/>	BAILER _____ NEW																													
<input type="checkbox"/>	<input type="checkbox"/>	LDPE/SILICON TUBING _____																													
<input type="checkbox"/>	<input type="checkbox"/>	TEFLON/SILICON TUB. _____																													
<input type="checkbox"/>	<input type="checkbox"/>	AIR LIFT _____																													
<input type="checkbox"/>	<input type="checkbox"/>	HAND PUMP _____																													
<input type="checkbox"/>	<input type="checkbox"/>	INLINE FILTER _____																													
<input type="checkbox"/>	<input type="checkbox"/>	PRESS/VAC FILTER _____																													

PURGE VOLUME	@ <u>0.2</u> GAL	@ _____ GAL	@ _____ GAL	@ _____ GAL	@ _____ GAL	SAMPLE OBSERVATIONS
TEMPERATURE (°C)	15.4					<input checked="" type="checkbox"/> TURBID
pH units	7.1					<input type="checkbox"/> COLORED
SPECIFIC CONDUCTANCE (µmhos/cm)	1004					<input type="checkbox"/> CLOUDY
OXIDATION REDUCTION (+/- mV)	62					<input type="checkbox"/> CLEAR
DISSOLVED OXYGEN (PPM)	5.49					<input type="checkbox"/> ODOR
						ORP OFFSET: 0 mV

LAB SAMPLE ID GWXX6X017
 DUPLICATE ID _____

NOTES: TURB- 58.1
Collected 1 set of field parameters, and collected sample.

SAMPLED BY: PAS

MONITORING WELL – SAMPLE PURGING

SITE: Duvaltex Guilford **PROJECT NO.** 250321.01 **DATE:** 6/30/25
SAMPLE LOCATION: MW-101 **WEATHER:** SUNNY 80F
SAMPLE ID: GW101X011 **START TIME:** 1155 **END TIME:** 1235
(Duplicates) _____ **TRIP BLANK ID:** SEE COC

WELL DEPTH: 45.90 FT Top of Well Top of Casing
 Measured Historical
WATER DEPTH: 21.79 FT Top of Well Top of Casing
 Measured Historical
TUBING INLET (TPVC): 44.90
TUBING DIAMETER: 0.17"
SCREENED INTERVAL (TPVC) 35.90 to 45.90

CONDITION OF WELL: _____
SURFACE SEAL: Good Cracked
 Other: _____
PROTECTIVE CASING: Locked
 No Lock
 Secure
 Needs Repair (able to move)
WELL: Cap No Cap
WELL MATERIAL: PVC SS Other _____

PUMPING START TIME: 1200 **PUMPING END TIME:** 1230

EQUIPMENT DOCUMENTATION

PURGING	SAMPLING	DECONTAMINATION FLUIDS USED
<input type="checkbox"/>	<input type="checkbox"/> Peristaltic Pump ISCO	<input type="checkbox"/> Distilled / Deionized Water
<input checked="" type="checkbox"/>	<input checked="" type="checkbox"/> Peristaltic Pump Geotech	<input type="checkbox"/> Tap Water
<input type="checkbox"/>	<input type="checkbox"/> Submersible Pump	<input type="checkbox"/> Non-phosphate Detergent
<input type="checkbox"/>	<input type="checkbox"/> Bladder Pump	<input type="checkbox"/> 10% Nitric Acid
<input type="checkbox"/>	<input type="checkbox"/> Air Lift Pump	<input type="checkbox"/> High-Pressure Steam Clean
<input type="checkbox"/>	<input type="checkbox"/> Bailer I.D. _____	<input type="checkbox"/> Other _____
<input type="checkbox"/>	<input type="checkbox"/> LDPE / Silicon Tubing	
<input type="checkbox"/>	<input type="checkbox"/> Teflon / Silicon Tubing	
<input type="checkbox"/>	<input type="checkbox"/> In-Line Filter	
<input checked="" type="checkbox"/>	<input checked="" type="checkbox"/> Dedicated Silicone Tubing	
<input checked="" type="checkbox"/>	<input checked="" type="checkbox"/> Dedicated Polyethylene Tubing	

AMOUNT OF WATER CONTAINED IN DEDICATED SYSTEM: NA
AMOUNT OF WATER PURGED PRIOR TO GRAB SAMPLE COLLECTION: NA

NOTES:

SAMPLED BY: PAS

MONITORING WELL – SAMPLE PURGING

SITE: Duvaltex Guilford DATE: 6/30/25
 SAMPLE LOCATION: MW-101 ORP OFFSET: 0 mV

Elapsed Time (min)	Liters Pumped	Flow Rate (mL/min)	WL TPVC (FT)	WL Top of Casing (FT)	Turbidity (1)	pH (2)	Specific Cond. (3)	Temp ° C (4)	DO (5)	ORP (6)	Comments
Unit ID No.:		↓	200	NA	← SET A →						
Model ID:			HERON		*	REF	TO	CAL	SHEET		
0	0		21.79								
2	0.2	100	22.50	NA							
4	0.4	100	23.00	NA							
5	0.5	100	23.20	NA	101	7.2	1900	13.9	0.40	-165	
6	0.6	100	23.50	NA							
8	0.8	100	24.00	NA							
10	1.0	100	24.30	NA	90.2	7.2	1899	13.9	0.41	-166	
15	1.5	100	24.90	NA	87.1	7.3	1915	13.9	0.43	-165	
18	1.8	100	25.35	NA	69.3	7.2	1905	13.9	0.38	-162	
21	2.1	100	25.70	NA	59.5	7.2	1902	13.9	0.39	--161	
24	2.4	100	26.00	NA	69.3	7.2	1893	13.9	0.38	-157	

NOTES:

1 TURBIDITY (NTU)	4 TEMPERATURE
2 pH (STD UNITS)	5 DISSOLVED OXYGEN (mg/L)
3 SPECIFIC CONDUCTANCE (µmhos/cm @25°C)	6 UNADJUSTED OXIDATION REDUCTION POTENTIAL (+/- mV)

MONITORING WELL – SAMPLE PURGING

SITE: Duvaltex Guilford **PROJECT NO.** 250321.01 **DATE:** 6/30/25
SAMPLE LOCATION: MW-102 **WEATHER:** SUNNY 80F
SAMPLE ID: GW102X012 **START TIME:** 1035 **END TIME:** 1111
(Duplicates) GWDP1X018 **TRIP BLANK ID:** SEE COC

WELL DEPTH: 46.70 FT **CONDITION OF WELL:** _____
 Top of Well Top of Casing
 Measured Historical
WATER DEPTH: 25.10 FT **SURFACE SEAL:** Good Cracked
 Other: _____
 Top of Well Top of Casing **PROTECTIVE CASING:** Locked
 Measured Historical No Lock
 Needs Repair (able to move)
TUBING INLET (TPVC): 41.70 **WELL:** Cap No Cap
TUBING DIAMETER: 0.17" **WELL MATERIAL:** PVC SS Other _____
SCREENED INTERVAL (TPVC) 36.70 to 46.70
PUMPING START TIME: 1040 **PUMPING END TIME:** 1108

EQUIPMENT DOCUMENTATION

PURGING	SAMPLING	DECONTAMINATION FLUIDS USED
<input type="checkbox"/>	<input type="checkbox"/> Peristaltic Pump ISCO	<input type="checkbox"/> Distilled / Deionized Water
<input checked="" type="checkbox"/>	<input checked="" type="checkbox"/> Peristaltic Pump Geotech	<input type="checkbox"/> Tap Water
<input type="checkbox"/>	<input type="checkbox"/> Submersible Pump	<input type="checkbox"/> Non-phosphate Detergent
<input type="checkbox"/>	<input type="checkbox"/> Bladder Pump	<input type="checkbox"/> 10% Nitric Acid
<input type="checkbox"/>	<input type="checkbox"/> Air Lift Pump	<input type="checkbox"/> High-Pressure Steam Clean
<input type="checkbox"/>	<input type="checkbox"/> Bailer I.D. _____	<input type="checkbox"/> Other _____
<input type="checkbox"/>	<input type="checkbox"/> LDPE / Silicon Tubing	
<input type="checkbox"/>	<input type="checkbox"/> Teflon / Silicon Tubing	
<input type="checkbox"/>	<input type="checkbox"/> In-Line Filter	
<input checked="" type="checkbox"/>	<input checked="" type="checkbox"/> Dedicated Silicone Tubing	
<input checked="" type="checkbox"/>	<input checked="" type="checkbox"/> Dedicated Polyethylene Tubing	

AMOUNT OF WATER CONTAINED IN DEDICATED SYSTEM: NA
AMOUNT OF WATER PURGED PRIOR TO GRAB SAMPLE COLLECTION: NA

NOTES:

SAMPLED BY: PAS

MONITORING WELL – SAMPLE PURGING

SITE: Duvaltex Guilford DATE: 6/30/25
SAMPLE LOCATION: MW-102 ORP OFFSET: 0 mV

Elapsed Time (min)	Liters Pumped	Flow Rate (mL/min)	WL TPVC (FT)	WL Top of Casing (FT)	Turbidity (1)	pH (2)	Specific Cond. (3)	Temp °C (4)	DO (5)	ORP (6)	Comments
Unit ID No.:		↓	200	NA	← SET A →						
Model ID:			HERON		*	REF	TO	CAL	SHEET		
0	0		25.10								
2	0.2	100	25.12	NA							
4	0.4	100	25.13	NA							
5	0.5	100	25.13	NA	51.6	7.2	1985	13.5	0.62	-138	
10	1.0	100	25.13	NA	51.9	7.3	1997	13.1	0.39	-167	
15	1.5	100	25.13	NA	28.1	7.4	1963	13.0	0.31	-184	
18	1.8	100	25.13	NA	22.8	7.3	1941	13.0	0.29	-191	
21	2.1	100	25.13	NA	21.9	7.4	1930	13.0	0.26	-198	
24	2.4	100	25.13	NA	18.8	7.4	1925	13.0	0.26	-203	

NOTES:

1 TURBIDITY (NTU)	4 TEMPERATURE
2 pH (STD UNITS)	5 DISSOLVED OXYGEN (mg/L)
3 SPECIFIC CONDUCTANCE (µmhos/cm @25°C)	6 UNADJUSTED OXIDATION REDUCTION POTENTIAL (+/- mV)

MONITORING WELL – SAMPLE PURGING

PROJECT: <u>Duvaltex Guilford</u>	PROJECT NO.: <u>250321.01</u>	DATE: <u>6/30/25</u>
SAMPLE LOCATION ID: <u>MW-103</u>	ACTIVITY START TIME: <u>1310</u> END TIME: <u>1550</u>	

WELL DEPTH: <u>64.15</u> FT	<input checked="" type="checkbox"/> Measured <input type="checkbox"/> Historical	<input checked="" type="checkbox"/> Top of Well <input type="checkbox"/> Top of Casing	CASING STICK-UP (FROM GROUND) _____ FT	CASING/ WELL DIFF _____ FT
WATER DEPTH: <u>43.17</u> FT	WELL MATERIAL <input checked="" type="checkbox"/> PVC <input type="checkbox"/> SS <input type="checkbox"/> _____	WELL LOCKED <input type="checkbox"/> Yes <input checked="" type="checkbox"/> No	WELL DIAMETER <input checked="" type="checkbox"/> 2" <input type="checkbox"/> 6" <input type="checkbox"/> 4" <input type="checkbox"/> _____"	WATER LEVEL EQUIPMENT USED <input checked="" type="checkbox"/> Elect. Cond. Probe <input type="checkbox"/> Float Activated <input type="checkbox"/> Press Activated <input type="checkbox"/> _____
HEIGHT OF WATER COL <u>20.9800000</u> FT	<input type="checkbox"/> 0.16 GAL/FT (2") <input type="checkbox"/> 0.65 GAL/FT (4")	<input type="checkbox"/> 1.50 GAL/FT (6") <input checked="" type="checkbox"/> 0.092 GAL/FT (1.5 in.)	<u>1.8</u> GAL/VOL	<u>5.5</u> TOTAL GAL. PURGED

<p>PURGING/SAMPLING EQUIPMENT USED: Check if used for PURGING SAMPLING</p> <table style="width:100%;"> <tr><td><input type="checkbox"/></td><td><input type="checkbox"/></td><td>PERISTALTIC PUMP _____</td></tr> <tr><td><input type="checkbox"/></td><td><input type="checkbox"/></td><td>SUBMERSIBLE PUMP _____</td></tr> <tr><td><input checked="" type="checkbox"/></td><td><input checked="" type="checkbox"/></td><td>BAILER _____ NEW</td></tr> <tr><td><input type="checkbox"/></td><td><input type="checkbox"/></td><td>LDPE/SILICON TUBING _____</td></tr> <tr><td><input type="checkbox"/></td><td><input type="checkbox"/></td><td>TEFLON/SILICON TUB. _____</td></tr> <tr><td><input type="checkbox"/></td><td><input type="checkbox"/></td><td>AIR LIFT _____</td></tr> <tr><td><input type="checkbox"/></td><td><input type="checkbox"/></td><td>HAND PUMP _____</td></tr> <tr><td><input type="checkbox"/></td><td><input type="checkbox"/></td><td>INLINE FILTER _____</td></tr> <tr><td><input type="checkbox"/></td><td><input type="checkbox"/></td><td>PRESS/VAC FILTER _____</td></tr> </table>	<input type="checkbox"/>	<input type="checkbox"/>	PERISTALTIC PUMP _____	<input type="checkbox"/>	<input type="checkbox"/>	SUBMERSIBLE PUMP _____	<input checked="" type="checkbox"/>	<input checked="" type="checkbox"/>	BAILER _____ NEW	<input type="checkbox"/>	<input type="checkbox"/>	LDPE/SILICON TUBING _____	<input type="checkbox"/>	<input type="checkbox"/>	TEFLON/SILICON TUB. _____	<input type="checkbox"/>	<input type="checkbox"/>	AIR LIFT _____	<input type="checkbox"/>	<input type="checkbox"/>	HAND PUMP _____	<input type="checkbox"/>	<input type="checkbox"/>	INLINE FILTER _____	<input type="checkbox"/>	<input type="checkbox"/>	PRESS/VAC FILTER _____	<p>DECONTAMINATION FLUIDS USED: (check all that apply at that location)</p> <table style="width:100%;"> <tr><td><input type="checkbox"/></td><td>ETHYL ALCOHOL</td></tr> <tr><td><input checked="" type="checkbox"/></td><td>DEIONIZED WATER</td></tr> <tr><td><input type="checkbox"/></td><td>TSP SOLUTION</td></tr> <tr><td><input type="checkbox"/></td><td>HEXANE</td></tr> <tr><td><input type="checkbox"/></td><td>HN03/D.I. WATER SOLUTION</td></tr> <tr><td><input type="checkbox"/></td><td>POTABLE WATER</td></tr> <tr><td><input type="checkbox"/></td><td>NONE</td></tr> <tr><td><input type="checkbox"/></td><td>OTHER _____</td></tr> <tr><td><input type="checkbox"/></td><td>OTHER _____</td></tr> </table>	<input type="checkbox"/>	ETHYL ALCOHOL	<input checked="" type="checkbox"/>	DEIONIZED WATER	<input type="checkbox"/>	TSP SOLUTION	<input type="checkbox"/>	HEXANE	<input type="checkbox"/>	HN03/D.I. WATER SOLUTION	<input type="checkbox"/>	POTABLE WATER	<input type="checkbox"/>	NONE	<input type="checkbox"/>	OTHER _____	<input type="checkbox"/>	OTHER _____
<input type="checkbox"/>	<input type="checkbox"/>	PERISTALTIC PUMP _____																																												
<input type="checkbox"/>	<input type="checkbox"/>	SUBMERSIBLE PUMP _____																																												
<input checked="" type="checkbox"/>	<input checked="" type="checkbox"/>	BAILER _____ NEW																																												
<input type="checkbox"/>	<input type="checkbox"/>	LDPE/SILICON TUBING _____																																												
<input type="checkbox"/>	<input type="checkbox"/>	TEFLON/SILICON TUB. _____																																												
<input type="checkbox"/>	<input type="checkbox"/>	AIR LIFT _____																																												
<input type="checkbox"/>	<input type="checkbox"/>	HAND PUMP _____																																												
<input type="checkbox"/>	<input type="checkbox"/>	INLINE FILTER _____																																												
<input type="checkbox"/>	<input type="checkbox"/>	PRESS/VAC FILTER _____																																												
<input type="checkbox"/>	ETHYL ALCOHOL																																													
<input checked="" type="checkbox"/>	DEIONIZED WATER																																													
<input type="checkbox"/>	TSP SOLUTION																																													
<input type="checkbox"/>	HEXANE																																													
<input type="checkbox"/>	HN03/D.I. WATER SOLUTION																																													
<input type="checkbox"/>	POTABLE WATER																																													
<input type="checkbox"/>	NONE																																													
<input type="checkbox"/>	OTHER _____																																													
<input type="checkbox"/>	OTHER _____																																													

PURGE VOLUME	@ <u>0.5</u> GAL	@ <u>1.0</u> GAL	@ <u>1.5</u> GAL	@ <u>2.0</u> GAL	@ <u>ReC</u> GAL	SAMPLE OBSERVATIONS
TEMPERATURE (°C)	16.8	15.9	15.1	15.1	16.4	<input checked="" type="checkbox"/> TURBID
pH units	7.4	7.7	7.7	7.7	7.8	<input type="checkbox"/> COLORED
SPECIFIC CONDUCTANCE (µmhos/cm)	668	669	683	688	707	<input type="checkbox"/> CLOUDY
OXIDATION REDUCTION (+/- mV)	88	17	25	24	60	<input type="checkbox"/> CLEAR
DISSOLVED OXYGEN (PPM)	2.77	2.62	1.98	3.02	1.90	<input type="checkbox"/> ODOR
						ORP OFFSET: 0 mV

LAB SAMPLE ID GW103X013
DUPLICATE ID _____

NOTES: TURB- 26.8/60.0/544/600 Recharge TURB- 17.0
Purge well close to dry and sample recharge

SAMPLED BY: PAS

MONITORING WELL – SAMPLE PURGING

PROJECT: <u>Duvaltex Guilford</u> SAMPLE LOCATION ID: <u>MW-104</u>	PROJECT NO. <u>250321.01</u> DATE: <u>6/30/25</u> ACTIVITY START TIME: <u>1355</u> END TIME: <u>1615</u>
--	---

WELL DEPTH: <u>54.00</u> FT	<input checked="" type="checkbox"/> Measured <input checked="" type="checkbox"/> Top of Well <input type="checkbox"/> Historical <input type="checkbox"/> Top of Casing	CASING STICK-UP (FROM GROUND) _____ FT CASING/ WELL DIFF _____ FT
---------------------------------------	--	--

WATER DEPTH: <u>33.78</u> FT	WELL MATERIAL <input checked="" type="checkbox"/> PVC <input type="checkbox"/> SS <input type="checkbox"/> _____	WELL LOCKED <input type="checkbox"/> Yes <input checked="" type="checkbox"/> No	WELL DIAMETER <input type="checkbox"/> 2" <input type="checkbox"/> 6" <input type="checkbox"/> 4" <input checked="" type="checkbox"/> 1.5"	WATER LEVEL EQUIPMENT USED <input checked="" type="checkbox"/> Elect. Cond. Probe <input type="checkbox"/> Float Activated <input type="checkbox"/> Press Activated <input type="checkbox"/> _____
--	--	--	---	---

HEIGHT OF WATER COL <u>20.22</u> FT	<input type="checkbox"/> 0.16 GAL/FT (2") <input type="checkbox"/> 0.65 GAL/FT (4")	<input type="checkbox"/> 1.50 GAL/FT (6") <input checked="" type="checkbox"/> 0.092 GAL/FT (1.5 in.)	<input type="checkbox"/> 1.9 GAL/VOL <input type="checkbox"/> 5.6 TOTAL GAL. PURGED
---	--	--	--

PURGING/SAMPLING EQUIPMENT USED: Check if used for <table style="width:100%;"> <tr> <th style="width:10%;">PURGING</th> <th style="width:10%;">SAMPLING</th> <th style="width:80%;">EQUIPMENT</th> </tr> <tr> <td><input type="checkbox"/></td> <td><input type="checkbox"/></td> <td>PERISTALTIC PUMP _____</td> </tr> <tr> <td><input type="checkbox"/></td> <td><input type="checkbox"/></td> <td>SUBMERSIBLE PUMP _____</td> </tr> <tr> <td><input checked="" type="checkbox"/></td> <td><input checked="" type="checkbox"/></td> <td>BAILER _____ NEW</td> </tr> <tr> <td><input type="checkbox"/></td> <td><input type="checkbox"/></td> <td>LDPE/SILICON TUBING _____</td> </tr> <tr> <td><input type="checkbox"/></td> <td><input type="checkbox"/></td> <td>TEFLON/SILICON TUB. _____</td> </tr> <tr> <td><input type="checkbox"/></td> <td><input type="checkbox"/></td> <td>AIR LIFT _____</td> </tr> <tr> <td><input type="checkbox"/></td> <td><input type="checkbox"/></td> <td>HAND PUMP _____</td> </tr> <tr> <td><input type="checkbox"/></td> <td><input type="checkbox"/></td> <td>INLINE FILTER _____</td> </tr> <tr> <td><input type="checkbox"/></td> <td><input type="checkbox"/></td> <td>PRESS/VAC FILTER _____</td> </tr> </table>	PURGING	SAMPLING	EQUIPMENT	<input type="checkbox"/>	<input type="checkbox"/>	PERISTALTIC PUMP _____	<input type="checkbox"/>	<input type="checkbox"/>	SUBMERSIBLE PUMP _____	<input checked="" type="checkbox"/>	<input checked="" type="checkbox"/>	BAILER _____ NEW	<input type="checkbox"/>	<input type="checkbox"/>	LDPE/SILICON TUBING _____	<input type="checkbox"/>	<input type="checkbox"/>	TEFLON/SILICON TUB. _____	<input type="checkbox"/>	<input type="checkbox"/>	AIR LIFT _____	<input type="checkbox"/>	<input type="checkbox"/>	HAND PUMP _____	<input type="checkbox"/>	<input type="checkbox"/>	INLINE FILTER _____	<input type="checkbox"/>	<input type="checkbox"/>	PRESS/VAC FILTER _____	DECONTAMINATION FLUIDS USED: <i>(check all that apply at that location)</i> <input type="checkbox"/> ETHYL ALCOHOL <input checked="" type="checkbox"/> DEIONIZED WATER <input type="checkbox"/> TSP SOLUTION <input type="checkbox"/> HEXANE <input type="checkbox"/> HN03/D.I. WATER SOLUTION <input type="checkbox"/> POTABLE WATER <input type="checkbox"/> NONE <input type="checkbox"/> OTHER _____ <input type="checkbox"/> OTHER _____
PURGING	SAMPLING	EQUIPMENT																													
<input type="checkbox"/>	<input type="checkbox"/>	PERISTALTIC PUMP _____																													
<input type="checkbox"/>	<input type="checkbox"/>	SUBMERSIBLE PUMP _____																													
<input checked="" type="checkbox"/>	<input checked="" type="checkbox"/>	BAILER _____ NEW																													
<input type="checkbox"/>	<input type="checkbox"/>	LDPE/SILICON TUBING _____																													
<input type="checkbox"/>	<input type="checkbox"/>	TEFLON/SILICON TUB. _____																													
<input type="checkbox"/>	<input type="checkbox"/>	AIR LIFT _____																													
<input type="checkbox"/>	<input type="checkbox"/>	HAND PUMP _____																													
<input type="checkbox"/>	<input type="checkbox"/>	INLINE FILTER _____																													
<input type="checkbox"/>	<input type="checkbox"/>	PRESS/VAC FILTER _____																													

PURGE VOLUME	@ <u>0.5</u> GAL	@ <u>1.0</u> GAL	@ <u>1.5</u> GAL	@ <u>ReC</u> GAL	@ _____ GAL	SAMPLE OBSERVATIONS
TEMPERATURE (°C)	17.9	15.0	16.3	15.1		<input checked="" type="checkbox"/> TURBID
pH units	7.7	7.7	7.7	7.7		<input type="checkbox"/> COLORED
SPECIFIC CONDUCTANCE (µmhos/cm)	1227	1121	1123	1243		<input type="checkbox"/> CLOUDY
OXIDATION REDUCTION (+/- mV)	57	54	49	66		<input type="checkbox"/> CLEAR
DISSOLVED OXYGEN (PPM)	5.33	6.73	5.93	5.41		<input type="checkbox"/> ODOR
						ORP OFFSET: 0 mV

LAB SAMPLE ID GW104X014
 DUPLICATE ID _____

NOTES: TURB- 89/500/778 Recharge TURB- 41.2
 Purge well close to dry and sample recharge

SAMPLED BY: PAS

MONITORING WELL – SAMPLE PURGING

SITE: Duvaltex Guilford **PROJECT NO.** 250321.01 **DATE:** 6/30/25
SAMPLE LOCATION: WCMW-2 **WEATHER:** SUNNY 70F
SAMPLE ID: GWXX2X015 **START TIME:** 855 **END TIME:** 935
(Duplicates) _____ **TRIP BLANK ID:** SEE COC

WELL DEPTH: 14.85 FT Top of Well Top of Casing
 Measured Historical
WATER DEPTH: 10.02 FT Top of Well Top of Casing
 Measured Historical
TUBING INLET (TPVC): 13.85
TUBING DIAMETER: 0.17"
SCREENED INTERVAL (TPVC) 4.85 to 14.85
CONDITION OF WELL: _____
SURFACE SEAL: Good Cracked
 Other: _____
PROTECTIVE CASING: Locked
 No Lock
 Secure
 Needs Repair (able to move)
WELL: Cap No Cap
WELL MATERIAL: PVC SS Other Flush mount
PUMPING START TIME: 900 **PUMPING END TIME:** 930

EQUIPMENT DOCUMENTATION

PURGING	SAMPLING	DECONTAMINATION FLUIDS USED
<input type="checkbox"/>	<input type="checkbox"/> Peristaltic Pump ISCO	<input type="checkbox"/> Distilled / Deionized Water
<input checked="" type="checkbox"/>	<input checked="" type="checkbox"/> Peristaltic Pump Geotech	<input type="checkbox"/> Tap Water
<input type="checkbox"/>	<input type="checkbox"/> Submersible Pump	<input type="checkbox"/> Non-phosphate Detergent
<input type="checkbox"/>	<input type="checkbox"/> Bladder Pump	<input type="checkbox"/> 10% Nitric Acid
<input type="checkbox"/>	<input type="checkbox"/> Air Lift Pump	<input type="checkbox"/> High-Pressure Steam Clean
<input type="checkbox"/>	<input type="checkbox"/> Bailer I.D. _____	<input type="checkbox"/> Other _____
<input type="checkbox"/>	<input type="checkbox"/> LDPE / Silicon Tubing	
<input type="checkbox"/>	<input type="checkbox"/> Teflon / Silicon Tubing	
<input type="checkbox"/>	<input type="checkbox"/> In-Line Filter	
<input checked="" type="checkbox"/>	<input checked="" type="checkbox"/> Dedicated Silicone Tubing	
<input checked="" type="checkbox"/>	<input checked="" type="checkbox"/> Dedicated Polyethylene Tubing	

AMOUNT OF WATER CONTAINED IN DEDICATED SYSTEM: NA
AMOUNT OF WATER PURGED PRIOR TO GRAB SAMPLE COLLECTION: NA

NOTES:

SAMPLED BY: PAS

MONITORING WELL – SAMPLE PURGING

SITE: Duvaltex Guilford DATE: 6/30/25
 SAMPLE LOCATION: WCMW 2 ORP OFFSET: 0 mV

Elapsed Time (min)	Liters Pumped	Flow Rate (mL/min)	WL TPVC (FT)	WL Top of Casing (FT)	Turbidity (1)	pH (2)	Specific Cond. (3)	Temp ° C (4)	DO (5)	ORP (6)	Comments	
Unit ID No.:		↓	200	NA	← SET A →							
Model ID:			HERON		*	REF	TO	CAL	SHEET			
0	0		10.02									
2	0.2	100	10.07	NA								
4	0.4	100	10.08	NA								
5	0.5	100	10.08	NA	59.8	6.8	116	10.4	8.83	131		
10	1.0	100	10.08	NA	20.7	6.4	113	10.3	8.90	156		
15	1.5	100	10.08	NA	16.3	6.3	107	10.2	8.79	167		
18	1.8	100	10.08	NA	13.5	6.4	104	10.2	8.78	157		
21	2.1	100	10.08	NA	12.9	7.1	102	10.2	8.80	120		
24	2.4	100	10.08	NA	13.2	7.1	102	10.1	8.80	123		

NOTES:
 1 TURBIDITY (NTU) 4 TEMPERATURE
 2 pH (STD UNITS) 5 DISSOLVED OXYGEN (mg/L)
 3 SPECIFIC CONDUCTANCE (µmhos/cm @25°C) 6 UNADJUSTED OXIDATION REDUCTION POTENTIAL (+/- mV)

CHAIN OF CUSTODY RECORD

Preservative

- A = No Pres., 4C
- B = HCL
- C = HNO3
- D = H2SO4
- E = NaOH
- F = MeOH
- G = DI WATER
- H = Trizma
- I = ZnAc/NaOH
- J = Na2S2O2
- K = Na2S2O3
- L = NaHSO4
- N = N/A
- O = Other

Client: Sevee & Maher Engineers Inc. Project Name: Duvaltex Guilford
 Address: 4 Blanchard Rd Project Location: Guilford
 Town: Cumberland Center, Maine Project Number: 250321.01
 Phone: 207 829 5016 Project Manager: Lisa Jacob
 Email: tew@smemaine.com Quote #:

TURN-AROUND TIME
 Standard Rush

PRESERVATION CODE
 B



ANALYSIS REQUIRED

VOA-8260

Other Project Specific Requirements/Comment/Detection Limits:

SEE PAGE 2 OF 2 FOR CODES / METHODS INFO

SAMPLE	COLLECTION		Sampler's Initials	MATRIX W - Water L - Liquid S - Solid	# con-tainers		REMARKS	LAB No.
	DATE	TIME						
BT-XXX-X-010	6-30-25	700	PAS	W	3	3		
GW-101-X-011		1230		W	3	3	* Could we get a 5-Day TAT for all water samples on this COC * Thank, You	
GW-102-X-012		1108		W	3	3		
GW-103-X-013		1550		W	3	3		
GW-104-X-014		1615		W	3	3		
GW-DP1-X-018		-		W	3	3		
GW-XX2-X-015		930		W	3	3		
GW-XX4-X-016		1020		W	3	3		
GW-XX6-X-017		1145		W	3	3		

Relinquished	Date	Time	Received By:	Date	Time
	7-1-25	930		7/1/25	1555



4 Blanchard Road, P.O. Box 85A
 Cumberland, ME 04021
 Tel: 207.829.5016 Fax: 207.829.5692
 smemaine.com

CHAIN OF CUSTODY RECORD

W2537754

Preservative

- A = No Pres., 4C
- B = HCL
- C = HNO3
- D = H2SO4
- E = NaOH
- F = MeOH
- G = DI WATER
- H = Trizma
- I = ZnAc/NaOH
- J = Na2S2O2
- K = Na2S2O3
- L = NaHSO4
- N = N/A
- O = Other

Client: Sevee & Maher Engineers Inc.	Project Name: Duvaltex Guilford	TURN-AROUND TIME <input checked="" type="checkbox"/> Standard <input type="checkbox"/> Rush
Address: 4 Blanchard Rd	Project Location: Guilford	PRESERVATION CODE
Town: Cumberland Center, Maine	Project Number: 250321.01	B
Phone: 207 829 5016	Project Manager: Lisa Jacob	ANALYSIS REQUIRED
Email: tew@smemaine.com	Quote #:	

Other Project Specific Requirements/Comment/Detection Limits:

VOA-8260

SAMPLE	COLLECTION		Sampler's Initials	MATRIX W - Water L - Liquid S - Solid	# containers	REMARKS	LAB No.		
	DATE	TIME							
01	P W x x 8 x 0 0 2	6/16/25	12:10	JAP	W	3	X		
02	P W x x 9 x 0 0 2	6/16/25	13:35				X		
03	P W x 1 0 x 0 0 3	6/16/25	14:25				X		
04	S W x x 8 x 0 0 4		12:30				X		
05	S W x x 9 x 0 0 5		13:50				X		
06	S W x 1 0 x 0 0 6		14:40				X		
07	B T x x x x 0 0 D		1500				X		
08	F B x x 1 x 0 0 7		1300				X		

Relinquished	Date	Time	Received By:	Date	Time
<i>[Signature]</i>	6/14/25	16:24	Aimee Rega Pace	6/16/25	16:24
<i>[Signature]</i>	6/16/25	17:00	Colleen PACE	6/16/25	17:00
<i>[Signature]</i>	6/16/25	19:50	D. DeLoda	6/16/25	19:50
<i>[Signature]</i>	6/16/25	22:30	<i>[Signature]</i>	6/16/25	22:30



4 Blanchard Road, P.O. Box 85A
 Cumberland, ME 04021
 Tel: 207.829.5016 / Fax: 207.829.5692
 smemaine.com

**FIELD INSTRUMENT CALIBRATION
 DAILY OPERATING LOG**

CLIENT: Duvaltex	DATE: 6/30/25
PROJECT SITE: Guilford	JOB NUMBER: 250321.01

METER SET	INSTRUMENT	MODEL ID NUMBER	UNIT ID NUMBER	STANDARDS USED FOR CALIBRATION *	WAS CALIBRATION SUCCESSFULLY COMPLETED? (If yes, place ✓ in appropriate area) (Place results of calibration in appropriate box)	MIDDAY STANDARD(S) CHECK *		OPERATOR INITIALS
						Standard	Reading	
A	pH	YSI PRO PLUS	SME001	4.01 7.01 10.00	<input checked="" type="checkbox"/> 4 reading <u>4.01</u> <input checked="" type="checkbox"/> 7 reading <u>7.01</u> <input type="checkbox"/> 10 reading _____	7.01	NA	PS
	Specific Conductivity	YSI PRO PLUS	SME001	1413 Microsiemens	<input checked="" type="checkbox"/> 1413 reading <u>1413</u>	1413 Microsiemens	NA	PS
	DO	YSI PRO PLUS	SME001	100% ZERO Oxygen solution	<input checked="" type="checkbox"/> 100% reading <u>100.2</u> <input checked="" type="checkbox"/> ZERO reading <u>0.15</u>	100%	_____	PS
	ORP	YSI PRO PLUS	SME001	240 mV ORP Solution	<input checked="" type="checkbox"/> 240 mV Reading <u>240</u>	240 mV ORP	_____	PS
	Turbidity	Environmental Express T80WL	SME001	0 NTU 20 NTU 100 NTU 400 NTU 800 NTU	<input checked="" type="checkbox"/> 0 NTU Reading <u>0</u> <input checked="" type="checkbox"/> 20 NTU Reading <u>20</u>	20 NTU	NA	PS

* Calibration of meters is completed once daily before work starts – a standards check for pH, conductivity, and turbidity should be completed midway through each day or if a particular field value falls outside of historic ranges.

ADDITIONAL NOTES: _____

MONITORING WELL – SAMPLE PURGING

SITE: Duvaltex Guilford **PROJECT NO.** 250321.01 **DATE:** 6/16/25
SAMPLE LOCATION: PW-8 **WEATHER:** _____
SAMPLE ID: PWXX8X001 **START TIME:** 1210 **END TIME:** _____
(Duplicates) _____ **TRIP BLANK ID:** _____

WELL DEPTH: _____ FT
 Top of Well Top of Casing
 Measured Historical
WATER DEPTH: 1.55 FT
 Top of Well Top of Casing
 Measured Historical
TUBING INLET (TPVC): _____
TUBING DIAMETER: 0.17 (ID) **WELL:** Cap No Cap
SCREENED INTERVAL (TPVC) 236.50 to 256.50 **WELL MATERIAL:** PVC SS Other _____
PUMPING START TIME: _____ **PUMPING END TIME:** _____

CONDITION OF WELL: _____
SURFACE SEAL: Good Cracked
 Other: _____
PROTECTIVE CASING: Locked
 No Lock
 Secure
 Needs Repair (able to move)

EQUIPMENT DOCUMENTATION

PURGING	SAMPLING	DECONTAMINATION FLUIDS USED
<input type="checkbox"/>	<input type="checkbox"/> Peristaltic Pump ISCO	<input checked="" type="checkbox"/> Distilled / Deionized Water
<input checked="" type="checkbox"/>	<input checked="" type="checkbox"/> Peristaltic Pump Geotech	<input type="checkbox"/> Tap Water
<input type="checkbox"/>	<input type="checkbox"/> Submersible Pump	<input type="checkbox"/> Non-phosphate Detergent
<input type="checkbox"/>	<input type="checkbox"/> Bladder Pump	<input type="checkbox"/> 10% Nitric Acid
<input type="checkbox"/>	<input type="checkbox"/> Air Lift Pump	<input type="checkbox"/> High-Pressure Steam Clean
<input type="checkbox"/>	<input type="checkbox"/> Bailer I.D. _____	<input type="checkbox"/> Other _____
<input type="checkbox"/>	<input type="checkbox"/> LDPE / Silicon Tubing	
<input type="checkbox"/>	<input type="checkbox"/> Teflon / Silicon Tubing	
<input type="checkbox"/>	<input type="checkbox"/> In-Line Filter	
<input checked="" type="checkbox"/>	<input checked="" type="checkbox"/> Dedicated Silicone Tubing	
<input checked="" type="checkbox"/>	<input checked="" type="checkbox"/> Dedicated Polyethylene Tubing	

AMOUNT OF WATER CONTAINED IN DEDICATED SYSTEM: _____ NA
AMOUNT OF WATER PURGED PRIOR TO GRAB SAMPLE COLLECTION: _____ NA

NOTES: SEDIMENT THICKNESS 0.72 FT

SAMPLED BY : _____ PAS

MONITORING WELL – SAMPLE PURGING

SITE: Duvaltex Guilford DATE: 6/16/25
 SAMPLE LOCATION: PW-8 ORP OFFSET: 0 mV

Elapsed Time (min)	Liters Pumped	Flow Rate (mL/min)	WL TPVC (FT)	WL Top of Casing (FT)	Turbidity (1)	pH (2)	Specific Cond. (3)	Temp °C (4)	DO (5)	ORP (6)	Comments
Unit ID No.:		↓	200	NA	← SET A →						
Model ID:			Heron		*	REF	TO	CAL	SHEET		
0	0	0		NA		6.57	132	21.4	1.20	75.0	
5	1.0	200		NA		6.46	64	21.4	1.00	81.6	
10	2.0	200		NA							
15	3.0	200		NA							
18	3.6	200		NA							
21	4.2	200		NA							
24	4.8	200		NA							

NOTES:

1 TURBIDITY (NTU)	4 TEMPERATURE
2 pH (STD UNITS)	5 DISSOLVED OXYGEN (mg/L)
3 SPECIFIC CONDUCTANCE (µmhos/cm @25°C)	6 UNADJUSTED OXIDATION REDUCTION POTENTIAL (+/- mV)

MONITORING WELL – SAMPLE PURGING

SITE: Duvaltex Guilford **PROJECT NO.** 250321.01 **DATE:** 6/16/25
SAMPLE LOCATION: PW-9 **WEATHER:** _____
SAMPLE ID: PWXX9X002 **START TIME:** 1335 **END TIME:** _____
(Duplicates) _____ **TRIP BLANK ID:** _____

WELL DEPTH: 0.96 FT Top of Well Top of Casing
 Measured Historical
WATER DEPTH: 0.42 FT Top of Well Top of Casing
 Measured Historical
TUBING INLET (TPVC): _____
TUBING DIAMETER: 0.17 (ID) **WELL:** Cap No Cap
SCREENED INTERVAL (TPVC) 236.50 to 256.50 **WELL MATERIAL:** PVC SS Other _____

CONDITION OF WELL: _____
SURFACE SEAL: Good Cracked
 Other: _____
PROTECTIVE CASING: Locked No Lock
 Secure Needs Repair (able to move)

PUMPING START TIME: _____ **PUMPING END TIME:** _____

EQUIPMENT DOCUMENTATION

PURGING	SAMPLING	DECONTAMINATION FLUIDS USED
<input type="checkbox"/>	<input type="checkbox"/> Peristaltic Pump ISCO	<input checked="" type="checkbox"/> Distilled / Deionized Water
<input checked="" type="checkbox"/>	<input checked="" type="checkbox"/> Peristaltic Pump Geotech	<input type="checkbox"/> Tap Water
<input type="checkbox"/>	<input type="checkbox"/> Submersible Pump	<input type="checkbox"/> Non-phosphate Detergent
<input type="checkbox"/>	<input type="checkbox"/> Bladder Pump	<input type="checkbox"/> 10% Nitric Acid
<input type="checkbox"/>	<input type="checkbox"/> Air Lift Pump	<input type="checkbox"/> High-Pressure Steam Clean
<input type="checkbox"/>	<input type="checkbox"/> Bailer I.D. _____	<input type="checkbox"/> Other _____
<input type="checkbox"/>	<input type="checkbox"/> LDPE / Silicon Tubing	
<input type="checkbox"/>	<input type="checkbox"/> Teflon / Silicon Tubing	
<input type="checkbox"/>	<input type="checkbox"/> In-Line Filter	
<input checked="" type="checkbox"/>	<input checked="" type="checkbox"/> Dedicated Silicone Tubing	
<input checked="" type="checkbox"/>	<input checked="" type="checkbox"/> Dedicated Polyethylene Tubing	

AMOUNT OF WATER CONTAINED IN DEDICATED SYSTEM: NA
AMOUNT OF WATER PURGED PRIOR TO GRAB SAMPLE COLLECTION: NA

NOTES:

SAMPLED BY : PAS

MONITORING WELL – SAMPLE PURGING

SITE: Duvaltex Guilford DATE: 6/16/25
 SAMPLE LOCATION: PW-9 ORP OFFSET: 0 mV

Elapsed Time (min)	Liters Pumped	Flow Rate (mL/min)	WL TPVC (FT)	WL Top of Casing (FT)	Turbidity (1)	pH (2)	Specific Cond. (3)	Temp °C (4)	DO (5)	ORP (6)	Comments
Unit ID No.:		↓	200	NA	← SET A →						
Model ID:			Heron		*	REF	TO	CAL	SHEET		
0	0	0		NA		6.18	88	19.5	1.33	114.9	
5	1.0	200		NA		6.10	76	19.5	1.39	114.3	
10	2.0	200		NA							
15	3.0	200		NA							
18	3.6	200		NA							
21	4.2	200		NA							
24	4.8	200		NA							

NOTES:

1 TURBIDITY (NTU)	4 TEMPERATURE
2 pH (STD UNITS)	5 DISSOLVED OXYGEN (mg/L)
3 SPECIFIC CONDUCTANCE (µmhos/cm @25°C)	6 UNADJUSTED OXIDATION REDUCTION POTENTIAL (+/- mV)

MONITORING WELL – SAMPLE PURGING

SITE: Duvaltex Guilford **PROJECT NO.** 250321.01 **DATE:** 6/16/25
SAMPLE LOCATION: PW-10 **WEATHER:** _____
SAMPLE ID: PWX10X003 **START TIME:** 1425 **END TIME:** _____
(Duplicates) _____ **TRIP BLANK ID:** _____

WELL DEPTH: _____ FT
 Top of Well Top of Casing
 Measured Historical
WATER DEPTH: 2.04 FT
 Top of Well Top of Casing
 Measured Historical
TUBING INLET (TPVC): _____
TUBING DIAMETER: 0.17 (ID) **WELL:** Cap No Cap
SCREENED INTERVAL (TPVC) 236.50 to 256.50 **WELL MATERIAL:** PVC SS Other _____
PUMPING START TIME: _____ **PUMPING END TIME:** _____

CONDITION OF WELL: _____
SURFACE SEAL: Good Cracked
 Other: _____
PROTECTIVE CASING: Locked
 No Lock
 Secure
 Needs Repair (able to move)

EQUIPMENT DOCUMENTATION

PURGING	SAMPLING	DECONTAMINATION FLUIDS USED
<input type="checkbox"/>	<input type="checkbox"/> Peristaltic Pump ISCO	<input checked="" type="checkbox"/> Distilled / Deionized Water
<input checked="" type="checkbox"/>	<input checked="" type="checkbox"/> Peristaltic Pump Geotech	<input type="checkbox"/> Tap Water
<input type="checkbox"/>	<input type="checkbox"/> Submersible Pump	<input type="checkbox"/> Non-phosphate Detergent
<input type="checkbox"/>	<input type="checkbox"/> Bladder Pump	<input type="checkbox"/> 10% Nitric Acid
<input type="checkbox"/>	<input type="checkbox"/> Air Lift Pump	<input type="checkbox"/> High-Pressure Steam Clean
<input type="checkbox"/>	<input type="checkbox"/> Bailer I.D. _____	<input type="checkbox"/> Other _____
<input type="checkbox"/>	<input type="checkbox"/> LDPE / Silicon Tubing	
<input type="checkbox"/>	<input type="checkbox"/> Teflon / Silicon Tubing	
<input type="checkbox"/>	<input type="checkbox"/> In-Line Filter	
<input checked="" type="checkbox"/>	<input checked="" type="checkbox"/> Dedicated Silicone Tubing	
<input checked="" type="checkbox"/>	<input checked="" type="checkbox"/> Dedicated Polyethylene Tubing	

AMOUNT OF WATER CONTAINED IN DEDICATED SYSTEM: _____ NA
AMOUNT OF WATER PURGED PRIOR TO GRAB SAMPLE COLLECTION: _____ NA

NOTES: SEDIMENT THICKNESS 0.35 FT

SAMPLED BY : _____ PAS

**SAMPLE DATA RECORD
SURFACE WATER**

SITE ID: <u>Duvaltex Guilford</u>	SAMPLE DATE: <u>6/16/25</u>
SAMPLE LOCATION: <u>SW-8</u>	SAMPLE TIME: <u>1230</u>
SAMPLE ID: <u>SWXX8X004</u>	SAMPLER: <u>PAS</u>

WATER BODY SAMPLED: _____	DEPTH AT SAMPLE SITE: _____
COLLECTION METHOD: _____	DEPTH OF SAMPLE: <u>0.75</u>
DECONTAMINATED: <input type="checkbox"/> YES <input type="checkbox"/> NO	FLOW RATE/VELOCITY: _____

INSTRUMENTS CALIBRATED (date): _____

DUPLICATE SAMPLE COLLECTED: Yes No **IF YES, SAMPLE ID:** _____

SAMPLE BOTTLES FILLED (ID): *See Chain of Custody*

SAMPLE APPEARANCE / ODOR: _____

TEMPERATURE: <u>20.0</u> °C	DISSOLVED OXYGEN: <u>7.39</u> mg/L
ORP: <u>79.9</u> mV	TURBIDITY: _____ NTU
ORP OFFSET: _____ mV	TOTAL ALKALINITY: _____ (# of drops) x
pH: <u>7.07</u> SU	_____ (mg/L per drop) =
SPECIFIC CONDUCTANCE: <u>0.039</u> µmhos/cm	_____ mg/L

NOTES:

LOCATION SKETCH:

**SAMPLE DATA RECORD
SURFACE WATER**

SITE ID: <u>Duvaltex Guilford</u>	SAMPLE DATE: <u>6/16/25</u>
SAMPLE LOCATION: <u>SW-9</u>	SAMPLE TIME: <u>1350</u>
SAMPLE ID: <u>SWXX9X005</u>	SAMPLER: <u>PAS</u>

WATER BODY SAMPLED: <u>Click or tap here to enter text.</u>	DEPTH AT SAMPLE SITE: <u>Click or tap here to enter text.</u>
COLLECTION METHOD: <u>Click or tap here to enter text.</u>	DEPTH OF SAMPLE: <u>0.45</u>
DECONTAMINATED: <input type="checkbox"/> YES <input checked="" type="checkbox"/> NO	FLOW RATE/VELOCITY: <u>Click or tap here to enter text.</u>

INSTRUMENTS CALIBRATED (date): <u>Click or tap here to enter text.</u>	
DUPLICATE SAMPLE COLLECTED: <input type="checkbox"/> Yes <input checked="" type="checkbox"/> No	IF YES, SAMPLE ID: _____
SAMPLE BOTTLES FILLED (ID): <i>See Chain of Custody</i>	

SAMPLE APPEARANCE / ODOR: <u>Click or tap here to enter text.</u>	
TEMPERATURE: <u>20.2</u> °C	DISSOLVED OXYGEN: <u>7.33</u> mg/L
ORP: <u>70.0</u> mV	TURBIDITY: <u>Click or tap here to enter text.</u> _____ NTU
ORP OFFSET: mV	TOTAL ALKALINITY: _____ (# of drops) x _____ (mg/L per drop) = _____ mg/L
pH: <u>7.04</u> SU	
SPECIFIC CONDUCTANCE: <u>0.038</u> µmhos/cm	

NOTES: <u>Click or tap here to enter text.</u>

**SAMPLE DATA RECORD
SURFACE WATER**

SITE ID: <u>Duvaltex Guilford</u>	SAMPLE DATE: <u>6/16/25</u>
SAMPLE LOCATION: <u>SW-10</u>	SAMPLE TIME: <u>1440</u>
SAMPLE ID: <u>SWX10X006</u>	SAMPLER: <u>PAS</u>

WATER BODY SAMPLED: _____	DEPTH AT SAMPLE SITE: _____
COLLECTION METHOD: _____	DEPTH OF SAMPLE: <u>1.02</u>
DECONTAMINATED: <input type="checkbox"/> YES <input type="checkbox"/> NO	FLOW RATE/VELOCITY: _____

INSTRUMENTS CALIBRATED (date): _____

DUPLICATE SAMPLE COLLECTED: Yes No **IF YES, SAMPLE ID:** _____

SAMPLE BOTTLES FILLED (ID): *See Chain of Custody*

SAMPLE APPEARANCE / ODOR: _____

TEMPERATURE: <u>20.5</u> °C	DISSOLVED OXYGEN: <u>7.49</u> mg/L
ORP: <u>72.1</u> mV	TURBIDITY: _____ NTU
ORP OFFSET: _____ mV	TOTAL ALKALINITY: _____ (# of drops) x
pH: <u>7.01</u> SU	_____ (mg/L per drop) =
SPECIFIC CONDUCTANCE: <u>0.038</u> µmhos/cm	_____ mg/L

NOTES:

LOCATION SKETCH:

1600k
Basement

Site Name:	
Town:	Guilford
Date:	6-19-25
Sample I.D.:	AG-X16-X-008
Sampling Purpose	(Source) (Utility) (Mitigation) (Receptor) (Other)
Sampling Personnel:	JAP
Project Manager	Lisa Jacobs
Collection Device:	(Summa Can) (Tedlar Bag)
Sample Penetration Location:	(Ashphalt) (Concrete) (Soil)
Soil Type:	(Fill) (Till) (Sand & Gravel) (Glacial Marine)
Sample Depth:	0.55'
Depth to Water:	
Suspected COCs:	(Petroleum) (Solvents)
Cannister I.D.:	2187
Flow Control I.D.:	01524
Flow control rate:	109 ml/min
O ₂ Ambient	
CO ₂ Ambient	
subsurface pressure/vacuum	(+/- inches of water column)
Pre-Sample O ₂	
Pre-Sample CO ₂	
Pre-Sample PID:	0.1 - 0.4
Pre-Sample CH ₄ :	(% Volume, %LEL, PPM)
Sample Initiation Time:	1528
Initial Vacuum:	-29.4
Sample End Time:	1548
Final Vacuum:	-3.37
Post Sample O ₂	
Post Sample CO ₂	
Post Sample PID	2.0

Sample Location Sketch



Refer to attached site sketch.

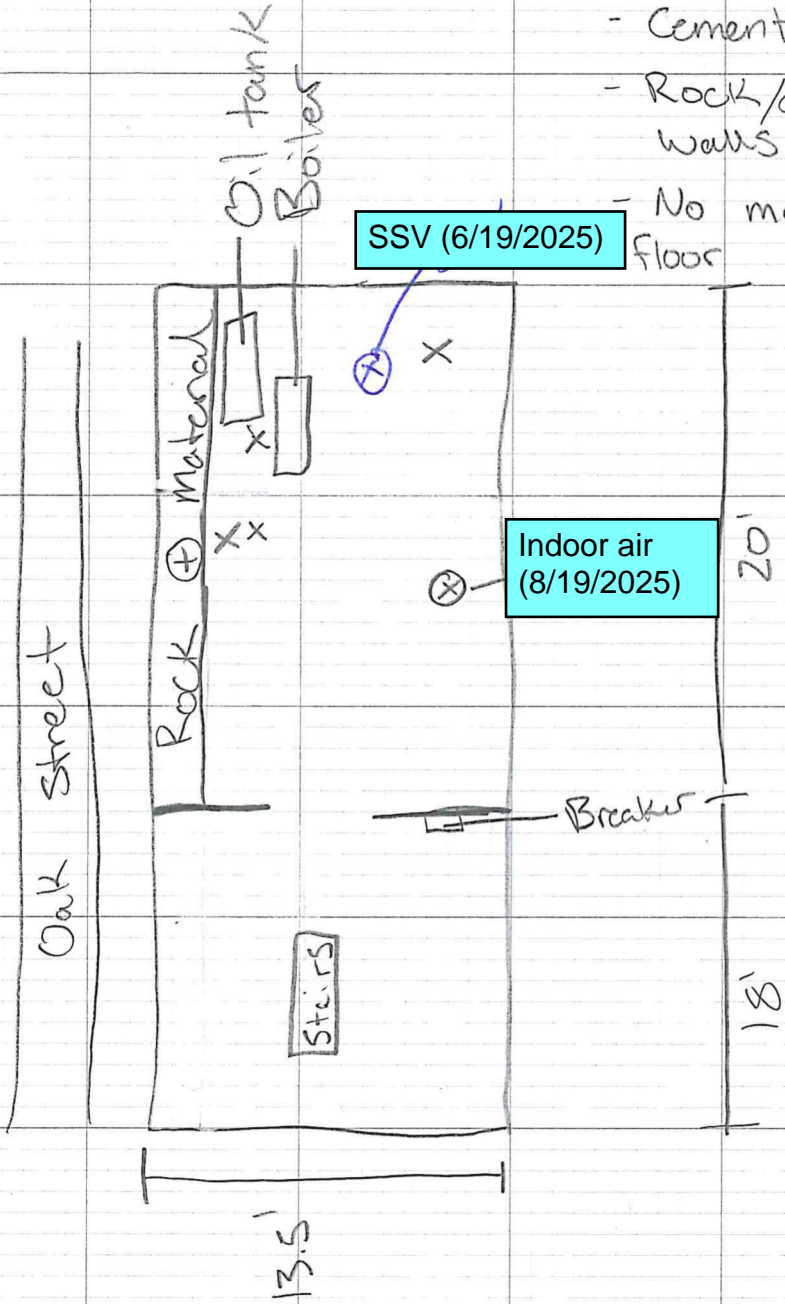
Notes/Observations: If subslab sample collected and no indoor air samples collect: note foundation type, slab type, floor penetrations, and wall penetrations. If subslab sample and indoor air sample collected, note co-located indoor air sample ID.

>		PROJECT	
PROJECT NUMBER	DATE	COMPLETED BY	CHECKED BY

16 Oak Street Basement - Rock flooring in stair section of basement

- Cement in adjoining section
- Rock/cement wall + Brick walls

- No major cracks in cement floor



x = Support beams for ceiling

21 Oak
Basement

Site Name:	
Town:	Guilford
Date:	6-19-25
Sample I.D.:	AG-X21-X-009
Sampling Purpose	(Source) (Utility) (Mitigation) (Receptor) (Other)
Sampling Personnel:	JMP
Project Manager	Lisa Jacobs
Collection Device:	(Summa Can) (Tedlar Bag)
Sample Penetration Location:	(Asphalt) (Concrete) (Soil)
Soil Type:	(Fill) (Till) (Sand & Gravel) (Glacial Marine)
Sample Depth:	0.55'
Depth to Water:	
Suspected COCs:	(Petroleum) (Solvents)
Cannister I.D.:	2738
Flow Control I.D.:	02359
Flow control rate:	109 ml/min
O ₂ Ambient	
CO ₂ Ambient	
subsurface pressure/vacuum	(+/- inches of water column)
Pre-Sample O ₂	
Pre-Sample CO ₂	
Pre-Sample PID:	0.5-0.7
Pre-Sample CH ₄ :	(% Volume, %LEL, PPM)
Sample Initiation Time:	1616
Initial Vacuum:	-29.5
Sample End Time:	1636
Final Vacuum:	-3.13
Post Sample O ₂	
Post Sample CO ₂	
Post Sample PID	2.1

Sample Location Sketch



Notes/Observations: If subslab sample collected and no indoor air samples collect: note foundation type, slab type, floor penetrations, and wall penetrations. If subslab sample and indoor air sample collected, note co-located indoor air sample ID.

Site Name:	
Town:	Guilford
Date:	6-19-25
Sample I.D.:	AG-BLK-X-00C
Sampling Purpose	(Source) (Utility) (Mitigation) (Receptor) (Other)
Sampling Personnel:	JAP
Project Manager	Lisa Jacobs
Collection Device:	(Summa Can) (Tedlar Bag)
Sample Penetration Location:	(Ashphalt) (Concrete) (Soil)
Soil Type:	(Fill) (Till) (Sand & Gravel) (Glacial Marine)
Sample Depth:	NA - ambient
Depth to Water:	
Suspected COCs:	(Petroleum) (Solvents)
Cannister I.D.:	236
Flow Control I.D.:	02833
Flow control rate:	109 ml/min
O ₂ Ambient	
CO ₂ Ambient	
subsurface pressure/vacuum	(+/- inches of water column)
Pre-Sample O ₂	
Pre-Sample CO ₂	
Pre-Sample PID:	0.0 - 0.1
Pre-Sample CH ₄ :	(% Volume, %LEL, PPM)
Sample Initiation Time:	1438
Initial Vacuum:	-29.4
Sample End Time:	1458
Final Vacuum:	-3.16
Post Sample O ₂	
Post Sample CO ₂	
Post Sample PID	0.0

Sample Location Sketch

Exterior sample of ambient air collected from Duvaltex property, near the western boundary with 21 Oak Street.

Notes/Observations: If subslab sample collected and no indoor air samples collect: note foundation type, slab type, floor penetrations, and wall penetrations. If subslab sample and indoor air sample collected, note co-located indoor air sample ID.

APPENDIX C

DATA SUMMARY TABLES

REPORT PREPARED: 8/26/2025 13:55
 FOR: Duvaltex Guilford
 DATE RANGE: 5/1/2016 - 12/31/2025

DATA SUMMARY TABLE
 Groundwater Field Parameters



Page 1 of 1
 SEVEE & MAHER ENGINEERS, INC.
 4 BLANCHARD ROAD
 CUMBERLAND CENTER, ME 04021

(WCMW-2)			Specific Conductance	pH	Temperature	Well Depth	Water Level Reference Point	Water Level Elevation	Water Level Depth	Eh	Dissolved Oxygen	Turbidity (field)					
Date	Type	Sample ID	µmhos/cm @25°C	STU	Deg C	Feet	Feet	Feet	Feet	mV	mg/L	NTU					
WCMW-2																	
5/19/2016	XX	WCMW242509	256	7.4	20.3	14.82	382.36	371.95	10.41	375	6.8	1.1					
12/4/2024	XX	WCMW-245630	220	7.4	13.7	15.1	382.36	370.41	11.95	350	4.4	3.9					
6/30/2025	XX	GWXX2X015	102	7.1	10.1	14.85	382.36	372.34	10.02	328	8.8	13.2					
MW-4																	
12/4/2024	XX	MW-4XX45630	114	6.6	11.2	18	384.58	370.05	14.53	364	4.3	9.3					
6/30/2025	XX	GWXX4X016	313	6.2	11	18.2	384.58	371.95	12.63	355	6.4	4.9					
MW-6																	
6/30/2025	XX	GWXX6X017	1004	7.1	15.4	48.5	418.62	371.22	47.4	267	5.5	58.1					
MW-101																	
6/30/2025	XX	GW101X011	1893	7.2	13.9	45.9	395.9	374.11	21.79	48	0.4	69.3					
MW-102																	
6/30/2025	XX	GW102X012	1925	7.4	13	46.7	396.85	371.75	25.1	2	0.3	18.8					
MW-103																	
6/30/2025	XX	GW103X013	707	7.8	16.4	64.15	421.76	378.59	43.17	265	1.9	17					
MW-104																	
6/30/2025	XX	GW104X014	1243	7.7	15.1	54	423.54	389.76	33.78	271	5.4	41.2					

Units Abbreviations:

- µmhos/cm @25°C - MICROSIEMENS PER CENTIMETER
- Deg C - DEGREES CELCIUS (TEMPERATURE)
- Feet - FEET
- mg/L - MILLIGRAMS PER LITER
- mV - MILLIVOLTS
- NTU - NEPHELOMETRIC TURBIDITY UNIT (TURBIDITY)
- STU - STANDARD PH UNIT

Notes: Sample Type XX = Environmental Sample, XD = Duplicate Sample
 Blank Cells appear when a parameter was not analyzed.

(WCMW-2)			Chloromethane	Bromomethane	Vinyl Chloride	Chloroethane	Methylene Chloride	Acetone	Carbon Disulfide	1,1-Dichloroethene	1,1-Dichloroethane	1,2-Dichloroethene (total)	trans-1,2-Dichloroethene	Chloroform	1,2-Dichloroethane	Methyl Ethyl Ketone	1,1,1-Trichloroethane
Date	Type	Sample ID	ug/L	ug/L	ug/L	ug/L	ug/L	ug/L	ug/L	ug/L	ug/L	ug/L	ug/L	ug/L	ug/L	ug/L	ug/L
WCMW-2																	
5/19/2016	XX	WCMW242509	2 U	2 U	2 U	2 U	5 U	50 U	4 U	1 U	1 U		1 U	2 U	1 U	20 U	1 U
5/19/2016	XD	WCMW2DUP42509	2 U	2 U	2 U	2 U	5 U	50 U	4 U	1 U	1 U		1 U	2 U	1 U	20 U	1 U
12/4/2024	XX	WCMW-245630	20 U	20 U	20 U	20 U	20 U	500 U	100 U	20 U	20 U		29	20 U	12 U	100 U	20 U
6/30/2025	XX	GWXX2X015D	5 U	2.5 U	0.5 U	2.5 U	7.5 U	12 U	2.5 U	1.2 U	1.9 U	1.4	1.9 U	1.9 U	1.2 U	12 U	1.2 U
MW-4																	
12/4/2024	XX	MW-4XX45630	1 U	1 U	1 U	1 U	1 U	25 U	5 U	1 U	1 U		1 U	1 U	0.6 U	5 U	1 U
6/30/2025	XX	GWXX4X016	2 U	1 U	0.2 U	1 U	3 U	5 U	1 U	0.5 U	0.75 U	5.4	0.75 U	0.75 U	0.5 U	5 U	0.5 U
MW-6																	
6/30/2025	XX	GWXX6X017	2 U	1 U	0.2 U	1 U	3 U	10 U	1 U	0.5 U	0.75 U	0.5 U	0.75 U	0.75 U	0.5 U	5 U	0.5 U
MW-101																	
6/30/2025	XX	GW101X011D	2000 U	1000 U	200 U	1000 U	3000 U	5000 U	1000 U	500 U	750 U	500 U	750 U	750 U	500 U	5000 U	500 U
MW-102																	
6/30/2025	XD	GWDP1X018D	200 U	100 U	20 U	100 U	300 U	500 U	100 U	50 U	75 U	730	75 U	75 U	50 U	500 U	50 U
6/30/2025	XX	GW102X012D	200 U	100 U	20 U	100 U	300 U	500 U	100 U	50 U	75 U	800	75 U	75 U	50 U	500 U	50 U
MW-103																	
6/30/2025	XX	GW103X013	2 U	1 U	0.2 U	1 U	3 U	5 U	1 U	0.5 U	0.75 U	0.8	0.75 U	0.75 U	0.5 U	5 U	0.5 U
MW-104																	
6/30/2025	XX	GW104X014	2 U	1 U	0.2 U	1 U	3 U	10 U	1 U	0.5 U	0.75 U	0.5 U	0.75 U	0.75 U	0.5 U	5 U	0.5 U
QCBT																	
6/30/2025	XX	BTXXX010	2 U	1 U	0.2 U	1 U	3 U	5.6	1 U	0.5 U	0.75 U	0.5 U	0.75 U	0.75 U	0.5 U	5 U	0.5 U

Units Abbreviations:

ug/L - MICROGRAMS PER LITER

Notes: Sample Type XX = Environmental Sample, XD = Duplicate Sample
 Blank Cells appear when a parameter was not analyzed.

Concentration Qualifier Notes:

U - Not Detected above the laboratory reporting limit.

(WCMW-2)			Carbon Tetrachloride	Vinyl Acetate	Bromo dichloro methane	1,2-Dichloro propane	cis-1,3-Dichloro propene	1,3-Dichloro propene, Total	Trichloroethene	Dibromo chloromethane	1,1,2-Trichloroethane	Benzene	trans-1,3-Dichloro propene	Bromoform	4-Methyl-2-Pentanone	2-Hexanone	Tetrachloro ethene	
Date	Type	Sample ID	ug/L	ug/L	ug/L	ug/L	ug/L	ug/L	ug/L	ug/L	ug/L	ug/L	ug/L	ug/L	ug/L	ug/L	ug/L	
WCMW-2																		
5/19/2016	XX	WCMW242509	5 U		0.5 U	1 U	0.5 U		26	0.5 U	1 U	1 U	0.5 U	1 U	10 U	10 U	1 U	
5/19/2016	XD	WCMW2DUP42509	5 U		0.5 U	1 U	0.5 U		39	0.5 U	1 U	1 U	0.5 U	1 U	10 U	10 U	1 U	
12/4/2024	XX	WCMW-245630	20 U		10 U	20 U	8 U		2600	10 U	20 U	1 U	8 U	20 U	100 U	100 U	20 U	
6/30/2025	XX	GWXX2X015D	1.2 U	12 U	1.2 U	2.5 U	1.2 U	1.2 U	210	1.2 U	1.9 U	1.2 U	1.2 U	2.5 U	12 U	12 U	1.2 U	
MW-4																		
12/4/2024	XX	MW-4XX45630	1 U		0.5 U	1 U	0.4 U		18	0.5 U	1 U	0.7 U	0.4 U	1 U	5 U	5 U	1 U	
6/30/2025	XX	GWXX4X016	0.5 U	5 U	0.5 U	1 U	0.5 U	0.5 U	35	0.5 U	0.75 U	0.5 U	0.5 U	1 U	5 U	5 U	0.5 U	
MW-6																		
6/30/2025	XX	GWXX6X017	0.5 U	5 U	0.5 U	1 U	0.5 U	0.5 U	15	0.5 U	0.75 U	0.5 U	0.5 U	1 U	5 U	5 U	0.5 U	
MW-101																		
6/30/2025	XX	GW101X011D	500 U	5000 U	500 U	1000 U	500 U	500 U	110000	500 U	750 U	500 U	500 U	1000 U	5000 U	5000 U	500 U	
MW-102																		
6/30/2025	XD	GWDP1X018D	50 U	500 U	50 U	100 U	50 U	50 U	10000	50 U	75 U	50 U	50 U	100 U	500 U	500 U	50 U	
6/30/2025	XX	GW102X012D	50 U	500 U	50 U	100 U	50 U	50 U	12000	50 U	75 U	50 U	50 U	100 U	500 U	500 U	50 U	
MW-103																		
6/30/2025	XX	GW103X013	0.5 U	5 U	0.5 U	1 U	0.5 U	0.5 U	2.7	0.5 U	0.75 U	0.5 U	0.5 U	1 U	5 U	5 U	0.5 U	
MW-104																		
6/30/2025	XX	GW104X014	0.5 U	5 U	0.5 U	1 U	0.5 U	0.5 U	4	0.5 U	0.75 U	0.5 U	0.5 U	1 U	5 U	5 U	0.5 U	
QCBT																		
6/30/2025	XX	BTXXX010	0.5 U	5 U	0.5 U	1 U	0.5 U	0.5 U	0.5 U	0.5 U	0.75 U	0.5 U	0.5 U	1 U	5 U	5 U	0.5 U	

Units Abbreviations:

ug/L - MICROGRAMS PER LITER

Notes: Sample Type XX = Environmental Sample, XD = Duplicate Sample
 Blank Cells appear when a parameter was not analyzed.

Concentration Qualifier Notes:

U - Not Detected above the laboratory reporting limit.
 UJ - Not Detected above the laboratory reporting limit./Reporting Limit is estimated due to potential bias.

(WCMW-2)			1,1,2,2-Tetrachloro ethane	Toluene	Chlorobenzene	Ethylbenzene	Styrene	Total Xylenes	o-Xylene	m,p-Xylene	Tetra hydrofuran	Dichloro difluoro methane	Trichloro fluoromethane	2,2-Dichloro propane	cis-1,2-Dichloroethene	Bromochloro methane	1,1-Dichloro propene
Date	Type	Sample ID	ug/L	ug/L	ug/L	ug/L	ug/L	ug/L	ug/L	ug/L	ug/L	ug/L	ug/L	ug/L	ug/L	ug/L	ug/L
WCMW-2																	
5/19/2016	XX	WCMW242509	0.5 U	1 U	1 U	1 U	1 U		1 U	2 U	10 U	2 U	2 U	1 U	1 U	1 U	2 U
5/19/2016	XD	WCMW2DUP42509	0.5 U	1 U	1 U	1 U	1 U		1 U	2 U	10 U	2 U	2 U	1 U	1 U	1 U	2 U
12/4/2024	XX	WCMW-245630	10 U	1 U	20 U	1 U	20 U	20 U	1 U	2 U	50 U	20 U	20 U	20 U	130	20 U	20 U
6/30/2025	XX	GWXX2X015D	1.2 U	1.9 U	1.2 U	1.2 U	2.5 U	2.5 U	2.5 U	2.5 U	5 U	5 U	2.5 U	2.5 U	1.4	2.5 U	2.5 U
MW-4																	
12/4/2024	XX	MW-4XX45630	0.5 U	1 U	1 U	1 U	1 U	1 U	1 U	2 U	2.5 U	1 U	1 U	1 U	2.3	1 U	1 U
6/30/2025	XX	GWXX4X016	0.5 U	0.75 U	0.5 U	0.5 U	1 U	1 U	1 U	1 U	2 U	2 U	2.4	1 U	5.4	1 U	1 U
MW-6																	
6/30/2025	XX	GWXX6X017	0.5 U	0.75 U	0.5 U	0.5 U	1 U	1 U	1 U	1 U	2 U	2 U	1 U	1 U	0.5 U	1 U	1 U
MW-101																	
6/30/2025	XX	GW101X011D	500 U	750 U	500 U	500 U	1000 U	1000 U	1000 U	1000 U	2000 U	2000 U	1000 U	1000 U	500 U	1000 U	1000 U
MW-102																	
6/30/2025	XD	GWDP1X018D	50 U	75 U	50 U	50 U	100 U	100 U	100 U	100 U	200 U	200 U	100 U	100 U	730	100 U	100 U
6/30/2025	XX	GW102X012D	50 U	75 U	50 U	50 U	100 U	100 U	100 U	100 U	200 U	200 U	100 U	100 U	800	100 U	100 U
MW-103																	
6/30/2025	XX	GW103X013	0.5 U	0.75 U	0.5 U	0.5 U	1 U	1 U	1 U	1 U	2 U	2 U	1 U	1 U	0.8	1 U	1 U
MW-104																	
6/30/2025	XX	GW104X014	0.5 U	0.75 U	0.5 U	0.5 U	1 U	1 U	1 U	1 U	2 U	2 U	1 U	1 U	0.5 U	1 U	1 U
QCBT																	
6/30/2025	XX	BTXXX010	0.5 U	0.75 U	0.5 U	0.5 U	1 U	1 U	1 U	1 U	2 U	2 U	1 U	1 U	0.5 U	1 U	1 U

Units Abbreviations:

ug/L - MICROGRAMS PER LITER

Notes: Sample Type XX = Environmental Sample, XD = Duplicate Sample
 Blank Cells appear when a parameter was not analyzed.

Concentration Qualifier Notes:

U - Not Detected above the laboratory reporting limit.

(WCMW-2)			Dibromo methane	1,3-Dichloro propane	1,2-Dibromoethane	1,1,1,2-Tetrachloro ethane	Isopropyl benzene	Bromobenzene	1,2,3-Trichloro propane	n-Propyl benzene	o-Chlorotoluene	1,3,5-Trimethyl benzene	p-Chlorotoluene	tert-Butylbenzene	1,2,4-Trimethyl benzene	sec-Butylbenzene	p-Isopropyl toluene
Date	Type	Sample ID	ug/L	ug/L	ug/L	ug/L	ug/L	ug/L	ug/L	ug/L	ug/L	ug/L	ug/L	ug/L	ug/L	ug/L	ug/L
WCMW-2																	
5/19/2016	XX	WCMW242509	1 U	0.5 U	0.5 U	1 U	1 U	1 U	2 U	1 U	1 U	1 U	1 U	1 U	1 U	1 U	1 U
5/19/2016	XD	WCMW2DUP42509	1 U	0.5 U	0.5 U	1 U	1 U	1 U	2 U	1 U	1 U	1 U	1 U	1 U	1 U	1 U	1 U
12/4/2024	XX	WCMW-245630	20 U	20 U	20 U	20 U	20 U	20 U	20 U	20 U	20 U	20 U	20 U	20 U	20 U	20 U	20 U
6/30/2025	XX	GWXX2X015D	2.5 U	2.5 U	2.5 U	1.2 U	1.2 U	2.5 U	2.5 U	1.2 U	2.5 U	2.5 U	2.5 U	2.5 U	2.5 U	1.2 U	1.2 U
MW-4																	
12/4/2024	XX	MW-4XX45630	1 U	1 U	1 U	1 U	1 U	1 U	1 U	1 U	1 U	1 U	1 U	1 U	1 U	1 U	1 U
6/30/2025	XX	GWXX4X016	1 U	1 U	1 U	0.5 U	0.5 U	1 U	1 U	0.5 U	1 U	1 U	1 U	1 U	1 U	0.5 U	0.5 U
MW-6																	
6/30/2025	XX	GWXX6X017	1 U	1 U	1 U	0.5 U	0.5 U	1 U	1 U	0.5 U	1 U	1 U	1 U	1 U	1 U	0.5 U	0.5 U
MW-101																	
6/30/2025	XX	GW101X011D	1000 U	1000 U	1000 U	500 U	500 U	1000 U	1000 U	500 U	1000 U	1000 U	1000 U	1000 U	1000 U	500 U	500 U
MW-102																	
6/30/2025	XD	GWDP1X018D	100 U	100 U	100 U	50 U	50 U	100 U	100 U	50 U	100 U	100 U	100 U	100 U	100 U	50 U	50 U
6/30/2025	XX	GW102X012D	100 U	100 U	100 U	50 U	50 U	100 U	100 U	50 U	100 U	100 U	100 U	100 U	100 U	50 U	50 U
MW-103																	
6/30/2025	XX	GW103X013	1 U	1 U	1 U	0.5 U	0.5 U	1 U	1 U	0.5 U	1 U	1 U	1 U	1 U	1 U	0.5 U	0.5 U
MW-104																	
6/30/2025	XX	GW104X014	1 U	1 U	1 U	0.5 U	0.5 U	1 U	1 U	0.5 U	1 U	1 U	1 U	1 U	1 U	0.5 U	0.5 U
QCBT																	
6/30/2025	XX	BTXXX010	1 U	1 U	1 U	0.5 U	0.5 U	1 U	1 U	0.5 U	1 U	1 U	1 U	1 U	1 U	0.5 U	0.5 U

Units Abbreviations:

ug/L - MICROGRAMS PER LITER

Notes: Sample Type XX = Environmental Sample, XD = Duplicate Sample
 Blank Cells appear when a parameter was not analyzed.

Concentration Qualifier Notes:

U - Not Detected above the laboratory reporting limit.
 UJ - Not Detected above the laboratory reporting limit./Reporting Limit is estimated due to potential bias.

(WCMW-2)			n-Butylbenzene	1,2-Dibromo-3-Chloropropane	Hexachloro butadiene	1,3-Dichloro benzene	1,4-Dichloro benzene	1,2-Dichloro benzene	Methyltertiary butylether	Acrylonitrile	Diethyl ether	Naphthalene	1,2,4-Trichloro benzene	1,2,3-Trichloro benzene	trans-1,4-Dichloro-2-butene	Ethyl methacrylate (2-Propenoic acid)	1,4-Dichlorobutane	
Date	Type	Sample ID	ug/L	ug/L	ug/L	ug/L	ug/L	ug/L	ug/L	ug/L	ug/L	ug/L	ug/L	ug/L	ug/L	ug/L	ug/L	
WCMW-2																		
5/19/2016	XX	WCMW242509	1 U	5 U	0.5 U	1 U	1 U	1 U	1 U	5 U	2 U	2 U	1 U	5 U	5 U			
5/19/2016	XD	WCMW2DUP42509	1 U	5 U	0.5 U	1 U	1 U	1 U	1 U	5 U	2 U	2 U	1 U	5 U	5 U			
12/4/2024	XX	WCMW-245630	20 U	20 U	8 U	20 U	20 U	20 U	2.3	20 U		0.47 U	20 U	20 U	100 U			
6/30/2025	XX	GWXX2X015D	1.2 U	2.5 U	1.2 U	2.5 U	2.5 U	2.5 U	2.5 U	12 U	2.5 U	2.5 U	2.5 U	2.5 U	6.2 U	12 U	12 U	
MW-4																		
12/4/2024	XX	MW-4XX45630	1 U	1 U	0.4 U	1 U	1 U	1 U	1 U	1 U		0.47 U	1 U	1 U	5 U			
6/30/2025	XX	GWXX4X016	0.5 U	1 U	0.5 U	1 U	1 U	1 U	1 U	5 U	1 U	1 U	1 U	1 U	2.5 U	5 U	5 U	
MW-6																		
6/30/2025	XX	GWXX6X017	0.5 U	1 U	0.5 U	1 U	1 U	1 U	1 U	5 U	1 U	1 U	1 U	1 U	2.5 U	5 U	5 U	
MW-101																		
6/30/2025	XX	GW101X011D	500 U	1000 U	500 U	1000 U	1000 U	1000 U	1000 U	5000 U	1000 U	1000 U	1000 U	1000 U	2500 U	5000 U	5000 U	
MW-102																		
6/30/2025	XD	GWDP1X018D	50 U	100 U	50 U	100 U	100 U	100 U	100 U	500 U	100 U	100 U	100 U	100 U	250 U	500 U	500 U	
6/30/2025	XX	GW102X012D	50 U	100 U	50 U	100 U	100 U	100 U	100 U	500 U	100 U	100 U	100 U	100 U	250 U	500 U	500 U	
MW-103																		
6/30/2025	XX	GW103X013	0.5 U	1 U	0.5 U	1 U	1 U	1 U	1 U	5 U	1 U	1 U	1 U	1 U	2.5 U	5 U	5 U	
MW-104																		
6/30/2025	XX	GW104X014	0.5 U	1 U	0.5 U	1 U	1 U	1 U	1 U	5 U	1 U	1 U	1 U	1 U	2.5 U	5 U	5 U	
QCBT																		
6/30/2025	XX	BTXXX010	0.5 U	1 U	0.5 U	1 U	1 U	1 U	1 U	5 U	1 U	1 U	1 U	1 U	2.5 U	5 U	5 U	

Units Abbreviations:

ug/L - MICROGRAMS PER LITER

Notes: Sample Type XX = Environmental Sample, XD = Duplicate Sample
 Blank Cells appear when a parameter was not analyzed.

Concentration Qualifier Notes:

U - Not Detected above the laboratory reporting limit.
 UJ - Not Detected above the laboratory reporting limit./Reporting Limit is estimated due to potential bias.

REPORT PREPARED: 7/14/2025 10:44
 FOR: Duvaltex Guilford
 DATE RANGE: 11/1/2024 - 12/31/2025

DATA SUMMARY TABLE
 Pore Water Field Parameters



Page 1 of 1
 SEVEE & MAHER ENGINEERS, INC.
 4 BLANCHARD ROAD
 CUMBERLAND CENTER, ME 04021

(PW-8)			Specific Conductance	pH	Temperature	Well Depth	Water Level Depth	Eh	Dissolved Oxygen	Turbidity (field)						
Date	Type	Sample ID	µmhos/cm @25°C	STU	Deg C	Feet	Feet	mV	mg/L	NTU						
PW-8																
11/7/2024	XX	PW-8XX45603	350	6.9	10		0.8	210	0.2	6						
6/16/2025	XX	PWXX8X001	64	6.5	21.4	1.55	1.55	287	1							
PW-9																
6/16/2025	XX	PWXX9X002	76	6.1	19.5	0.96	0.42	319	1.4							
PW-10																
6/16/2025	XX	PWX10X003	39	6.4	20		2.04	301	4.8							

Units Abbreviations:

- µmhos/cm @25°C - MICROSIEMENS PER CENTIMETER
- Deg C - DEGREES CELCIUS (TEMPERATURE)
- Feet - FEET
- mg/L - MILLIGRAMS PER LITER
- mV - MILLIVOLTS
- NTU - NEPHELOMETRIC TURBIDITY UNIT (TURBIDITY)
- STU - STANDARD PH UNIT

Notes: Sample Type XX = Environmental Sample, XD = Duplicate Sample
 Blank Cells appear when a parameter was not analyzed.

(PW-8)			Chloromethane	Bromomethane	Vinyl Chloride	Chloroethane	Methylene Chloride	Acetone	Carbon Disulfide	1,1-Dichloroethene	1,1-Dichloroethane	1,2-Dichloroethene (total)	trans-1,2-Dichloroethene	Chloroform	1,2-Dichloroethane	Methyl Ethyl Ketone	1,1,1-Trichloroethane
Date	Type	Sample ID	ug/L	ug/L	ug/L	ug/L	ug/L	ug/L	ug/L	ug/L	ug/L	ug/L	ug/L	ug/L	ug/L	ug/L	ug/L
PW-8																	
11/7/2024	XX	PW-8XX45603	400 U	400 U	1100	400 U	400 U	10000 U	2000 U	400 U	400 U		850	400 U	240 U	2000 U	400 U
6/16/2025	XX	PWXX8X001D	50 U	25 U	6.5	25 U	75 U	120 U	25 U	12 U	19 U	480	19 U	19 U	12 U	120 U	12 U
PW-9																	
6/16/2025	XX	PWXX9X002	2 U	1 U	0.2 U	1 U	3 U	5 U	1 U	0.5 U	0.75 U	3	0.75 U	0.75 U	0.5 U	5 U	0.5 U
PW-10																	
6/16/2025	XX	PWX10X003	2 U	1 U	0.2 U	1 U	3 U	5 U	1 U	0.5 U	0.75 U	0.5 U	0.75 U	0.75 U	0.5 U	5 U	0.5 U
FB-1																	
6/16/2025	XX	FBXX1X007	2 U	1 U	0.2 U	1 U	3 U	5 U	1 U	0.5 U	0.75 U	0.5 U	0.75 U	0.75 U	0.5 U	5 U	0.5 U
QCBT																	
6/16/2025	XX	BTXXX000D	2 U	1 U	0.2 U	1 U	3 U	5 U	1 U	0.5 U	0.75 U	0.5 U	0.75 U	0.75 U	0.5 U	5 U	0.5 U

Units Abbreviations:

ug/L - MICROGRAMS PER LITER

Notes: Sample Type XX = Environmental Sample, XD = Duplicate Sample
 Blank Cells appear when a parameter was not analyzed.

Concentration Qualifier Notes:

U - Not Detected above the laboratory reporting limit.

Date	Type	Sample ID	Carbon Tetrachloride	Vinyl Acetate	Bromo dichloro methane	1,2-Dichloro propane	cis-1,3-Dichloro propene	1,3-Dichloro propene, Total	Trichloroethene	Dibromo chloromethane	1,1,2-Trichloroethane	Benzene	trans-1,3-Dichloro propene	Bromoform	4-Methyl-2-Pentanone	2-Hexanone	Tetrachloro ethene
			ug/L	ug/L	ug/L	ug/L	ug/L	ug/L	ug/L	ug/L	ug/L	ug/L	ug/L	ug/L	ug/L	ug/L	ug/L
PW-8																	
11/7/2024	XX	PW-8XX45603	400 U		200 U	400 U	160 U		54000	200 U	400 U	0.7 U	160 U	400 U	2000 U	2000 U	400 U
6/16/2025	XX	PWXX8X001D	12 U	120 U	12 U	25 U	12 U	12 U	2200	12 U	19 U	12 U	12 U	25 U	120 UJ	120 U	12 U
PW-9																	
6/16/2025	XX	PWXX9X002	0.5 U	5 U	0.5 U	1 U	0.5 U	0.5 U	7.4	0.5 U	0.75 U	0.5 U	0.5 U	1 U	5 UJ	5 U	0.5 U
PW-10																	
6/16/2025	XX	PWX10X003	0.5 U	5 U	0.5 U	1 U	0.5 U	0.5 U	0.5	0.5 U	0.75 U	0.5 U	0.5 U	1 U	5 UJ	5 U	0.5 U
FB-1																	
6/16/2025	XX	FBXX1X007	0.5 U	5 U	0.5 U	1 U	0.5 U	0.5 U	0.5 U	0.5 U	0.75 U	0.5 U	0.5 U	1 U	5 UJ	5 U	0.5 U
QCBT																	
6/16/2025	XX	BTXXX00D	0.5 U	5 U	0.5 U	1 U	0.5 U	0.5 U	0.5 U	0.5 U	0.75 U	0.5 U	0.5 U	1 U	5 UJ	5 U	0.5 U

Units Abbreviations:

ug/L - MICROGRAMS PER LITER

Notes: Sample Type XX = Environmental Sample, XD = Duplicate Sample
 Blank Cells appear when a parameter was not analyzed.

Concentration Qualifier Notes:

U - Not Detected above the laboratory reporting limit.
 UJ - Not Detected above the laboratory reporting limit./Reporting Limit is estimated due to potential bias.

Date	Type	Sample ID	1,1,2,2-Tetrachloro ethane	Toluene	Chlorobenzene	Ethylbenzene	Styrene	Total Xylenes	o-Xylene	m,p-Xylene	Tetra hydrofuran	Dichloro difluoro methane	Trichloro fluoromethane	2,2-Dichloro propane	cis-1,2-Dichloroethene	Bromochloro methane	1,1-Dichloro propene
			ug/L	ug/L	ug/L	ug/L	ug/L	ug/L	ug/L	ug/L	ug/L	ug/L	ug/L	ug/L	ug/L	ug/L	ug/L
PW-8																	
11/7/2024	XX	PW-8XX45603	200 U	50 U	400 U	1 U	400 U	400 U	50 U	100 U	1000 U	400 U	400 U	400 U	53000	400 U	400 U
6/16/2025	XX	PWXX8X001D	12 U	19 U	12 U	12 U	25 U	25 U	25 U	25 U	50 U	50 U	25 U	25 U	480	25 U	25 U
PW-9																	
6/16/2025	XX	PWXX9X002	0.5 U	0.75 U	0.5 U	0.5 U	1 U	1 U	1 U	1 U	2 U	2 U	1 U	1 U	3	1 U	1 U
PW-10																	
6/16/2025	XX	PWX10X003	0.5 U	0.75 U	0.5 U	0.5 U	1 U	1 U	1 U	1 U	2 U	2 U	1 U	1 U	0.5 U	1 U	1 U
FB-1																	
6/16/2025	XX	FBXX1X007	0.5 U	0.75 U	0.5 U	0.5 U	1 U	1 U	1 U	1 U	2 U	2 U	1 U	1 U	0.5 U	1 U	1 U
QCBT																	
6/16/2025	XX	BTXXX00D	0.5 U	0.75 U	0.5 U	0.5 U	1 U	1 U	1 U	1 U	2 U	2 U	1 U	1 U	0.5 U	1 U	1 U

Units Abbreviations:

ug/L - MICROGRAMS PER LITER

Notes: Sample Type XX = Environmental Sample, XD = Duplicate Sample
 Blank Cells appear when a parameter was not analyzed.

Concentration Qualifier Notes:

U - Not Detected above the laboratory reporting limit.

(PW-8)			Dibromo methane	1,3-Dichloro propane	1,2-Dibromoethane	1,1,1,2-Tetrachloro ethane	Isopropyl benzene	Bromobenzene	1,2,3-Trichloro propane	n-Propyl benzene	o-Chlorotoluene	1,3,5-Trimethyl benzene	p-Chlorotoluene	tert-Butylbenzene	1,2,4-Trimethyl benzene	sec-Butylbenzene	p-Isopropyl toluene
Date	Type	Sample ID	ug/L	ug/L	ug/L	ug/L	ug/L	ug/L	ug/L	ug/L	ug/L	ug/L	ug/L	ug/L	ug/L	ug/L	ug/L
PW-8																	
11/7/2024	XX	PW-8XX45603	400 U	400 U	400 U	400 U	400 U	400 U	400 U	400 U	400 U	400 U	400 U	400 U	400 U	400 U	400 U
6/16/2025	XX	PWXX8X001D	25 U	25 U	25 U	12 UJ	12 U	25 U	25 U	12 U	25 U	25 U	25 U	25 U	25 U	12 U	12 U
PW-9																	
6/16/2025	XX	PWXX9X002	1 U	1 U	1 U	0.5 UJ	0.5 U	1 U	1 U	0.5 U	1 U	1 U	1 U	1 U	1 U	0.5 U	0.5 U
PW-10																	
6/16/2025	XX	PWX10X003	1 U	1 U	1 U	0.5 UJ	0.5 U	1 U	1 U	0.5 U	1 U	1 U	1 U	1 U	1 U	0.5 U	0.5 U
FB-1																	
6/16/2025	XX	FBXX1X007	1 U	1 U	1 U	0.5 UJ	0.5 U	1 U	1 U	0.5 U	1 U	1 U	1 U	1 U	1 U	0.5 U	0.5 U
QCBT																	
6/16/2025	XX	BTXXX00D	1 U	1 U	1 U	0.5 UJ	0.5 U	1 U	1 U	0.5 U	1 U	1 U	1 U	1 U	1 U	0.5 U	0.5 U


Units Abbreviations:

ug/L - MICROGRAMS PER LITER

Notes: Sample Type XX = Environmental Sample, XD = Duplicate Sample
 Blank Cells appear when a parameter was not analyzed.

Concentration Qualifier Notes:

U - Not Detected above the laboratory reporting limit.
 UJ - Not Detected above the laboratory reporting limit./Reporting Limit is estimated due to potential bias.

REPORT PREPARED: 7/21/2025 14:45 FOR: Duvaltex Guilford DATE RANGE: 11/1/2024 - 12/31/2025			DATA SUMMARY TABLE Pore Water Volatile Organic Compounds Group 5 of 5												Page 1 of 1 SEVEE & MAHER ENGINEERS, INC. 4 BLANCHARD ROAD CUMBERLAND CENTER, ME 04021			
(PW-8)			n-Butylbenzene	1,2-Dibromo-3-Chloropropane	Hexachloro butadiene	1,3-Dichloro benzene	1,4-Dichloro benzene	1,2-Dichloro benzene	Methyltertiary butylether	Acrylonitrile	Diethyl ether	Naphthalene	1,2,4-Trichloro benzene	1,2,3-Trichloro benzene	trans-1,4-Dichloro-2-butene	Ethyl methacrylate (2-Propenoic acid)	1,4-Dichlorobutane	
Date	Type	Sample ID	ug/L	ug/L	ug/L	ug/L	ug/L	ug/L	ug/L	ug/L	ug/L	ug/L	ug/L	ug/L	ug/L	ug/L	ug/L	
PW-8																		
11/7/2024	XX	PW-8XX45603	400 U	400 U	160 U	400 U	400 U	400 U	50 U	400 U		0.47 U	1 U	400 U	2000 U			
6/16/2025	XX	PWXX8X001D	12 U	25 U	12 U	25 U	25 U	25 U	25 U	120 UJ	25 U	25 U	25 U	25 U	62 U	120 U	120 U	
PW-9																		
6/16/2025	XX	PWXX9X002	0.5 U	1 U	0.5 U	1 U	1 U	1 U	1 U	5 UJ	1 U	1 U	1 U	1 U	2.5 U	5 U	5 U	
PW-10																		
6/16/2025	XX	PWX10X003	0.5 U	1 U	0.5 U	1 U	1 U	1 U	1 U	5 UJ	1 U	1 U	1 U	1 U	2.5 U	5 U	5 U	
FB-1																		
6/16/2025	XX	FBXX1X007	0.5 U	1 U	0.5 U	1 U	1 U	1 U	1 U	5 UJ	1 U	1 U	1 U	1 U	2.5 U	5 U	5 U	
QCBT																		
6/16/2025	XX	BTXXX00D	0.5 U	1 U	0.5 U	1 U	1 U	1 U	1 U	5 UJ	1 U	1 U	1 U	1 U	2.5 U	5 U	5 U	

Units Abbreviations:

ug/L - MICROGRAMS PER LITER

Notes: Sample Type XX = Environmental Sample, XD = Duplicate Sample
Blank Cells appear when a parameter was not analyzed.

Concentration Qualifier Notes:

U - Not Detected above the laboratory reporting limit.
UJ - Not Detected above the laboratory reporting limit./Reporting Limit is estimated due to potential bias.

(SW-8)			Temperature	Specific Conductance	pH	Eh	Dissolved Oxygen																	
Date	Type	Sample ID	Deg C	µmhos/cm @25°C	STU	mV	mg/L																	
SW-8																								
6/16/2025	XX	SWXX8X004	20	39	7.1	285	7.4																	
SW-9																								
6/16/2025	XX	SWXX9X005	20.2	38	7	275	7.3																	
SW-10																								
6/16/2025	XX	SWX10X006	20.5	38	7	277	7.5																	

Units Abbreviations:

- µmhos/cm @25°C - MICROSIEMENS PER CENTIMETER
- Deg C - DEGREES CELCIUS (TEMPERATURE)
- mg/L - MILLIGRAMS PER LITER
- mV - MILLIVOLTS
- STU - STANDARD PH UNIT

Notes: Sample Type XX = Environmental Sample, XD = Duplicate Sample
 Blank Cells appear when a parameter was not analyzed.

(SW-8)			Chloromethane	Bromomethane	Vinyl Chloride	Chloroethane	Methylene Chloride	Acetone	Carbon Disulfide	1,1-Dichloroethene	1,1-Dichloroethane	1,2-Dichloroethene (total)	trans-1,2-Dichloroethene	Chloroform	1,2-Dichloroethane	Methyl Ethyl Ketone	1,1,1-Trichloroethane
Date	Type	Sample ID	ug/L	ug/L	ug/L	ug/L	ug/L	ug/L	ug/L	ug/L	ug/L	ug/L	ug/L	ug/L	ug/L	ug/L	ug/L
SW-8																	
6/16/2025	XX	SWXX8X004	2 U	1 U	0.2 U	1 U	3 U	5 U	1 U	0.5 U	0.75 U	0.5 U	0.75 U	0.75 U	0.5 U	5 U	0.5 U
SW-9																	
6/16/2025	XX	SWXX9X005	2 U	1 U	0.2 U	1 U	3 U	6.9	1 U	0.5 U	0.75 U	0.57	0.75 U	0.75 U	0.5 U	5 U	0.5 U
SW-10																	
6/16/2025	XX	SWX10X006	2 U	1 U	0.2 U	1 U	3 U	5 U	1 U	0.5 U	0.75 U	0.5 U	0.75 U	0.75 U	0.5 U	5 U	0.5 U
QCBT																	
6/16/2025	XX	BTXXX00D	2 U	1 U	0.2 U	1 U	3 U	5 U	1 U	0.5 U	0.75 U	0.5 U	0.75 U	0.75 U	0.5 U	5 U	0.5 U

Units Abbreviations:

ug/L - MICROGRAMS PER LITER

Notes: Sample Type XX = Environmental Sample, XD = Duplicate Sample
 Blank Cells appear when a parameter was not analyzed.

Concentration Qualifier Notes:

U - Not Detected above the laboratory reporting limit.

(SW-8)			Carbon Tetrachloride	Vinyl Acetate	Bromo dichloro methane	1,2-Dichloro propane	cis-1,3-Dichloro propene	1,3-Dichloro propene, Total	Trichloroethene	Dibromo chloromethane	1,1,2-Trichloroethane	Benzene	trans-1,3-Dichloro propene	Bromoform	4-Methyl-2-Pentanone	2-Hexanone	Tetrachloro ethene	
Date	Type	Sample ID	ug/L	ug/L	ug/L	ug/L	ug/L	ug/L	ug/L	ug/L	ug/L	ug/L	ug/L	ug/L	ug/L	ug/L	ug/L	
SW-8																		
6/16/2025	XX	SWXX8X004	0.5 U	5 U	0.5 U	1 U	0.5 U	0.5 U	0.5 U	0.5 U	0.75 U	0.5 U	0.5 U	1 U	5 UJ	5 U	0.5 U	
SW-9																		
6/16/2025	XX	SWXX9X005	0.5 U	5 U	0.5 U	1 U	0.5 U	0.5 U	1	0.5 U	0.75 U	0.5 U	0.5 U	1 U	5 UJ	5 U	0.5 U	
SW-10																		
6/16/2025	XX	SWX10X006	0.5 U	5 U	0.5 U	1 U	0.5 U	0.5 U	0.57	0.5 U	0.75 U	0.5 U	0.5 U	1 U	5 UJ	5 U	0.5 U	
QCBT																		
6/16/2025	XX	BTXXX00D	0.5 U	5 U	0.5 U	1 U	0.5 U	0.5 U	0.5 U	0.5 U	0.75 U	0.5 U	0.5 U	1 U	5 UJ	5 U	0.5 U	

Units Abbreviations:

ug/L - MICROGRAMS PER LITER

Notes: Sample Type XX = Environmental Sample, XD = Duplicate Sample
 Blank Cells appear when a parameter was not analyzed.

Concentration Qualifier Notes:

- U - Not Detected above the laboratory reporting limit.
- UJ - Not Detected above the laboratory reporting limit./Reporting Limit is estimated due to potential bias.

(SW-8)			1,1,2,2-Tetrachloro ethane	Toluene	Chlorobenzene	Ethylbenzene	Styrene	Total Xylenes	o-Xylene	m,p-Xylene	Tetra hydrofuran	Dichloro difluoro methane	Trichloro fluoromethane	2,2-Dichloro propane	cis-1,2-Dichloroethene	Bromochloro methane	1,1-Dichloro propene	
Date	Type	Sample ID	ug/L	ug/L	ug/L	ug/L	ug/L	ug/L	ug/L	ug/L	ug/L	ug/L	ug/L	ug/L	ug/L	ug/L	ug/L	
SW-8																		
6/16/2025	XX	SWXX8X004	0.5 U	0.75 U	0.5 U	0.5 U	1 U	1 U	1 U	1 U	2 U	2 U	1 U	1 U	0.5 U	1 U	1 U	
SW-9																		
6/16/2025	XX	SWXX9X005	0.5 U	0.75 U	0.5 U	0.5 U	1 U	1 U	1 U	1 U	2 U	2 U	1 U	1 U	0.57	1 U	1 U	
SW-10																		
6/16/2025	XX	SWX10X006	0.5 U	0.75 U	0.5 U	0.5 U	1 U	1 U	1 U	1 U	2 U	2 U	1 U	1 U	0.5 U	1 U	1 U	
QCBT																		
6/16/2025	XX	BTXXX00D	0.5 U	0.75 U	0.5 U	0.5 U	1 U	1 U	1 U	1 U	2 U	2 U	1 U	1 U	0.5 U	1 U	1 U	

Units Abbreviations:

ug/L - MICROGRAMS PER LITER

Notes: Sample Type XX = Environmental Sample, XD = Duplicate Sample
 Blank Cells appear when a parameter was not analyzed.

Concentration Qualifier Notes:

U - Not Detected above the laboratory reporting limit.

(SW-8)			Dibromo methane	1,3-Dichloro propane	1,2-Dibromoethane	1,1,1,2-Tetrachloro ethane	Isopropyl benzene	Bromobenzene	1,2,3-Trichloro propane	n-Propyl benzene	o-Chlorotoluene	1,3,5-Trimethyl benzene	p-Chlorotoluene	tert-Butylbenzene	1,2,4-Trimethyl benzene	sec-Butylbenzene	p-Isopropyl toluene	
Date	Type	Sample ID	ug/L	ug/L	ug/L	ug/L	ug/L	ug/L	ug/L	ug/L	ug/L	ug/L	ug/L	ug/L	ug/L	ug/L	ug/L	
SW-8																		
6/16/2025	XX	SWXX8X004	1 U	1 U	1 U	0.5 UJ	0.5 U	1 U	1 U	0.5 U	1 U	1 U	1 U	1 U	1 U	0.5 U	0.5 U	
SW-9																		
6/16/2025	XX	SWXX9X005	1 U	1 U	1 U	0.5 UJ	0.5 U	1 U	1 U	0.5 U	1 U	1 U	1 U	1 U	1 U	0.5 U	0.5 U	
SW-10																		
6/16/2025	XX	SWX10X006	1 U	1 U	1 U	0.5 UJ	0.5 U	1 U	1 U	0.5 U	1 U	1 U	1 U	1 U	1 U	0.5 U	0.5 U	
QCBT																		
6/16/2025	XX	BTXXX00D	1 U	1 U	1 U	0.5 UJ	0.5 U	1 U	1 U	0.5 U	1 U	1 U	1 U	1 U	1 U	0.5 U	0.5 U	

Units Abbreviations:

ug/L - MICROGRAMS PER LITER

Notes: Sample Type XX = Environmental Sample, XD = Duplicate Sample
 Blank Cells appear when a parameter was not analyzed.

Concentration Qualifier Notes:

- U - Not Detected above the laboratory reporting limit.
- UJ - Not Detected above the laboratory reporting limit./Reporting Limit is estimated due to potential bias.

(SW-8)			n-Butylbenzene	1,2-Dibromo-3-Chloropropane	Hexachloro butadiene	1,3-Dichloro benzene	1,4-Dichloro benzene	1,2-Dichloro benzene																																				
Date	Type	Sample ID	ug/L	ug/L	ug/L	ug/L	ug/L	ug/L																																				
SW-8																																												
6/16/2025	XX	SWXX8X004	0.5 U	1 U	0.5 U	1 U	1 U	1 U																																				
SW-9																																												
6/16/2025	XX	SWXX9X005	0.5 U	1 U	0.5 U	1 U	1 U	1 U																																				
SW-10																																												
6/16/2025	XX	SWX10X006	0.5 U	1 U	0.5 U	1 U	1 U	1 U																																				
QCBT																																												
6/16/2025	XX	BTXXX00D	0.5 U	1 U	0.5 U	1 U	1 U	1 U																																				


Units Abbreviations:

ug/L - MICROGRAMS PER LITER

Notes: Sample Type XX = Environmental Sample, XD = Duplicate Sample
 Blank Cells appear when a parameter was not analyzed.

Concentration Qualifier Notes:

U - Not Detected above the laboratory reporting limit.

REPORT PREPARED: 7/14/2025 10:43 FOR: Duvaltex Guilford DATE RANGE: 11/1/2024 - 12/31/2025			DATA SUMMARY TABLE Sub-slab Vapor Volatile Organic Compounds Group 1 of 5												Page 1 of 1 SEVEE & MAHER ENGINEERS, INC. 4 BLANCHARD ROAD CUMBERLAND CENTER, ME 04021		
(SSV-16_Oak)			Chloromethane	Bromomethane	Vinyl Chloride	Chloroethane	Methylene Chloride	Acetone	Carbon Disulfide	1,1-Dichloroethene	1,1-Dichloroethane	1,2-Dichloroethene (total)	trans-1,2-Dichloroethene	Chloroform	1,2-Dichloroethane	Methyl Ethyl Ketone	1,1,1-Trichloroethane
Date	Type	Sample ID	UG/M3	UG/M3	UG/M3	UG/M3	UG/M3	UG/M3	UG/M3	UG/M3	UG/M3	UG/M3	UG/M3	UG/M3	UG/M3	UG/M3	UG/M3
SSV-16_Oak																	
6/19/2025	XX	AGX16X008	0.413 U	0.777 U	0.511 U	0.528 U	1.74 U	7.32	0.623 U	0.793 U	0.809 U	0.793 U	0.793 U	0.977 U	0.809 U	1.47 U	1.09 U
SSV-21_Oak																	
6/19/2025	XX	AGX21X009	0.413 U	0.777 U	0.511 U	0.528 U	1.74 U	23	0.757	0.793 U	0.809 U	0.793 U	0.793 U	0.977 U	0.809 U	1.47 U	1.09 U
SG-BCK																	
6/19/2025	XX	AGBCKX00C	1.21	0.777 U	0.511 U	0.528 U	1.74 U	9.38	0.623 U	0.793 U	0.809 U	0.793 U	0.793 U	0.977 U	0.809 U	1.47 U	1.09 U

Units Abbreviations:

UG/M3 - MICROGRAMS PER CUBIC METER

Notes:

Sample Type XX = Environmental Sample, XD = Duplicate Sample
Blank Cells appear when a parameter was not analyzed.

Concentration Qualifier Notes:

U - Not Detected above the laboratory reporting limit.

(SSV-16_Oak)			Carbon Tetrachloride	Vinyl Acetate	Bromo dichloro methane	1,2-Dichloro propane	cis-1,3-Dichloro propene	1,3-Dichloro propene, Total	Trichloroethene	Dibromo chloromethane	1,1,2-Trichloroethane	Benzene	trans-1,3-Dichloro propene	Bromoform	4-Methyl-2-Pentanone	2-Hexanone	Tetrachloro ethene
Date	Type	Sample ID	UG/M3	UG/M3	UG/M3	UG/M3	UG/M3	UG/M3	UG/M3	UG/M3	UG/M3	UG/M3	UG/M3	UG/M3	UG/M3	UG/M3	UG/M3
SSV-16_Oak																	
6/19/2025	XX	AGX16X008	1.26 U	3.52 UJ	1.34 U	0.924 U	0.908 U	0.908 U	449	1.7 U	1.09 U	0.818	0.908 U	2.07 U	2.05 U	0.82 U	2.64
SSV-21_Oak																	
6/19/2025	XX	AGX21X009	1.26 U	3.52 U	1.34 U	0.924 U	0.908 U	0.908 U		1.7 U	1.09 U	1.02	0.908 U	2.07 U	2.05 U	0.82 U	2.39
6/19/2025	XX	AGX21X009D							1560								
SG-BCK																	
6/19/2025	XX	AGBCKX00C	1.26 U	3.52 UJ	1.34 U	0.924 U	0.908 U	0.908 U	1.07 U	1.7 U	1.09 U	0.639 U	0.908 U	2.07 U	2.05 U	0.82 U	1.36 U


Units Abbreviations:

UG/M3 - MICROGRAMS PER CUBIC METER

Notes: Sample Type XX = Environmental Sample, XD = Duplicate Sample
 Blank Cells appear when a parameter was not analyzed.

Concentration Qualifier Notes:

U - Not Detected above the laboratory reporting limit.
 UJ - Not Detected above the laboratory reporting limit./Reporting Limit is estimated due to potential bias.

REPORT PREPARED: 7/14/2025 10:43 FOR: Duvaltex Guilford DATE RANGE: 11/1/2024 - 12/31/2025			DATA SUMMARY TABLE Sub-slab Vapor Volatile Organic Compounds Group 3 of 5												Page 1 of 1 SEVEE & MAHER ENGINEERS, INC. 4 BLANCHARD ROAD CUMBERLAND CENTER, ME 04021		
(SSV-16_Oak)			1,1,2,2-Tetrachloroethane	Toluene	Chlorobenzene	Ethylbenzene	Styrene	Total Xylenes	o-Xylene	m,p-Xylene	Tetra hydrofuran	Dichloro difluoro methane	Trichloro fluoromethane	cis-1,2-Dichloroethene	1,2-Dibromoethane	1,3,5-Trimethyl benzene	1,2,4-Trimethyl benzene
Date	Type	Sample ID	UG/M3	UG/M3	UG/M3	UG/M3	UG/M3	UG/M3	UG/M3	UG/M3	UG/M3	UG/M3	UG/M3	UG/M3	UG/M3	UG/M3	UG/M3
SSV-16_Oak																	
6/19/2025	XX	AGX16X008	1.37 U	13	0.921 U	5.34	0.852 U	38.7	9.99	28.7	1.47 U	4.05	13.9	0.793 U	1.54 U	3.49	20.4
SSV-21_Oak																	
6/19/2025	XX	AGX21X009	1.37 U	18.8	0.921 U	7.82	0.852 U	54.3	13.7	40.4	1.47 U	8.7	2.74	0.793 U	1.54 U	4.22	26.6
SG-BCK																	
6/19/2025	XX	AGBCKX00C	1.37 U	2.26	0.921 U	1.24	0.852 U	10.9	2.88	7.99	1.47 U	2.27	1.14	0.793 U	1.54 U	1.42	9.19


Units Abbreviations:

UG/M3 - MICROGRAMS PER CUBIC METER

Notes: Sample Type XX = Environmental Sample, XD = Duplicate Sample
Blank Cells appear when a parameter was not analyzed.

Concentration Qualifier Notes:

U - Not Detected above the laboratory reporting limit.

REPORT PREPARED: 7/14/2025 10:43 FOR: Duvaltex Guilford DATE RANGE: 11/1/2024 - 12/31/2025			DATA SUMMARY TABLE Sub-slab Vapor Volatile Organic Compounds Group 4 of 5												Page 1 of 1 SEVEE & MAHER ENGINEERS, INC. 4 BLANCHARD ROAD CUMBERLAND CENTER, ME 04021		
(SSV-16_Oak)			Isopropyl Alcohol	Hexachloro butadiene	1,3-Dichloro benzene	1,4-Dichloro benzene	1,2-Dichloro benzene	1,4-Dioxane	1,1,2-Trichloro-1,2,2-Trifluoroethane	Methyltertiary butylether	Benzyl Chloride	4Ethyl Toluene	1,2-Dichloro-1,1,2,2-Tetra fluoroethane	Naphthalene	1,2,4-Trichloro benzene	1,3-Butadiene	3-Chloro propene
Date	Type	Sample ID	UG/M3	UG/M3	UG/M3	UG/M3	UG/M3	UG/M3	UG/M3	UG/M3	UG/M3	UG/M3	UG/M3	UG/M3	UG/M3	UG/M3	UG/M3
SSV-16_Oak																	
6/19/2025	XX	AGX16X008	2.46 U	2.13 U	1.2 U	1.2 U	1.2 U	0.721 U	1.53 U	0.721 U	1.04 U	5.06	1.4 U	2.18	1.48 U	0.442 U	0.626 U
SSV-21_Oak																	
6/19/2025	XX	AGX21X009	2.46 U	2.13 U	1.2 U	1.2 U	1.2 U	0.721 U	1.53 U	0.721 U	1.04 U	7.33	1.4 U	2.88	1.48 U	0.442 U	0.626 U
SG-BCK																	
6/19/2025	XX	AGBCKX00C	2.46 U	2.13 U	1.2 U	1.2 U	1.2 U	0.721 U	1.53 U	0.721 U	1.04 U	1.85	1.4 U	2.12	1.48 U	0.442 U	0.626 U

Units Abbreviations:

UG/M3 - MICROGRAMS PER CUBIC METER

Notes: Sample Type XX = Environmental Sample, XD = Duplicate Sample
Blank Cells appear when a parameter was not analyzed.

Concentration Qualifier Notes:

U - Not Detected above the laboratory reporting limit.

(SSV-16_Oak)			Hexane	Cyclohexane	Heptane	2,2,4-Trimethyl pentane	Ethanol	1-Propene	Ethyl Acetate	Vinyl Bromide						
Date	Type	Sample ID	UG/M3	UG/M3	UG/M3	UG/M3	UG/M3	UG/M3	UG/M3	UG/M3						
SSV-16_Oak																
6/19/2025	XX	AGX16X008	4.02	1.13	2.1	0.934 U	9.42 U	0.861 U	1.8 U	0.874 U						
SSV-21_Oak																
6/19/2025	XX	AGX21X009	4.09	0.847	2.26	0.934 U	9.42 U	0.861 U	1.8 U	0.874 U						
SG-BCK																
6/19/2025	XX	AGBCKX00C	2.13	0.867	0.82 U	0.934 U	9.42 U	0.861 U	1.8 U	0.874 U						

Units Abbreviations:

UG/M3 - MICROGRAMS PER CUBIC METER

Notes: Sample Type XX = Environmental Sample, XD = Duplicate Sample
 Blank Cells appear when a parameter was not analyzed.

Concentration Qualifier Notes:

U - Not Detected above the laboratory reporting limit.

APPENDIX D

LABORATORY ANALYTICAL REPORTS



ANALYTICAL REPORT

Lab Number:	L2537754
Client:	Sevee & Maher Engineers, Inc. 4 Blanchard Road P.O. Box 85A Cumberland Center, ME 04021
ATTN:	Lisa Jacob
Phone:	(207) 829-5016
Project Name:	DUVALTEX GUILFORD
Project Number:	250321.01
Report Date:	07/01/25

The original project report/data package is held by Pace Analytical Services. This report/data package is paginated and should be reproduced only in its entirety. Pace Analytical Services holds no responsibility for results and/or data that are not consistent with the original.

Certifications & Approvals: MA (M-MA086), NH NELAP (2064), CT (PH-0826), IL (200077), IN (C-MA-03), KY (KY98045), ME (MA00086), MD (348), NJ (MA935), NY (11148), NC (25700/666), OR (MA-1316), PA (68-03671), RI (LAO00065), TX (T104704476), VT (VT-0935), VA (460195), USDA (Permit #525-23-122-91930A1).

Eight Walkup Drive, Westborough, MA 01581-1019
508-898-9220 (Fax) 508-898-9193 800-624-9220 - www.alphalab.com



Project Name: DUVALTEX GUILFORD
Project Number: 250321.01

Lab Number: L2537754
Report Date: 07/01/25

Lab Sample ID	Client ID	Matrix	Sample Location	Collection Date/Time	Receive Date
L2537754-01	PWXX8X001	WATER	GUILFORD	06/16/25 12:10	06/16/25
L2537754-02	PWXX9X002	WATER	GUILFORD	06/16/25 13:25	06/16/25
L2537754-03	PWX10X003	WATER	GUILFORD	06/16/25 14:25	06/16/25
L2537754-04	SWXX8X004	WATER	GUILFORD	06/16/25 12:30	06/16/25
L2537754-05	SWXX9X005	WATER	GUILFORD	06/16/25 13:50	06/16/25
L2537754-06	SWX10X006	WATER	GUILFORD	06/16/25 14:40	06/16/25
L2537754-07	BTXXXX00D	TRIP BLANK (AQUEOUS)	GUILFORD	06/16/25 15:00	06/16/25
L2537754-08	FBXX1X007	WATER	GUILFORD	06/16/25 13:00	06/16/25

Project Name: DUVALTEX GUILFORD
Project Number: 250321.01

Lab Number: L2537754
Report Date: 07/01/25

Case Narrative

The samples were received in accordance with the Chain of Custody and no significant deviations were encountered during the preparation or analysis unless otherwise noted. Sample Receipt, Container Information, and the Chain of Custody are located at the back of the report.

Results contained within this report relate only to the samples submitted under this Pace Lab Number and meet NELAP requirements for all NELAP accredited parameters unless otherwise noted in the following narrative. The data presented in this report is organized by parameter (i.e. VOC, SVOC, etc.). Sample specific Quality Control data (i.e. Surrogate Spike Recovery) is reported at the end of the target analyte list for each individual sample, followed by the Laboratory Batch Quality Control at the end of each parameter. Tentatively Identified Compounds (TICs), if requested, are reported for compounds identified to be present and are not part of the method/program Target Compound List, even if only a subset of the TCL are being reported. If a sample was re-analyzed or re-extracted due to a required quality control corrective action and if both sets of data are reported, the Laboratory ID of the re-analysis or re-extraction is designated with an "R" or "RE", respectively.

When multiple Batch Quality Control elements are reported (e.g. more than one LCS), the associated samples for each element are noted in the grey shaded header line of each data table. Any Laboratory Batch, Sample Specific % recovery or RPD value that is outside the listed Acceptance Criteria is bolded in the report. In reference to questions H (CAM) or 4 (RCP) when "NO" is checked, the performance criteria for CAM and RCP methods allow for some quality control failures to occur and still be within method compliance. In these instances, the specific failure is not narrated but noted in the associated QC Outlier Summary Report, located directly after the Case Narrative. QC information is also incorporated in the Data Usability Assessment table (Format 11) of our Data Merger tool, where it can be reviewed in conjunction with the sample result, associated regulatory criteria and any associated data usability implications.

Soil/sediments and solids are reported on a dry weight basis unless otherwise noted. Tissues are reported "as received" or on a wet weight basis, unless otherwise noted. Definitions of all data qualifiers and acronyms used in this report are provided in the Glossary located at the back of the report.

HOLD POLICY - For samples submitted on hold, Pace's policy is to hold samples (with the exception of Air canisters) free of charge for 21 calendar days from the date the project is completed. After 21 calendar days, we will dispose of all samples submitted including those put on hold unless you have contacted your Pace Project Manager and made arrangements for Pace to continue to hold the samples. Air canisters will be disposed after 3 business days from the date the project is completed.

Please contact Project Management at 800-624-9220 with any questions.

I, the undersigned, attest under the pains and penalties of perjury that, to the best of my knowledge and belief and based upon my personal inquiry of those responsible for providing the information contained in this analytical report, such information is accurate and complete. This certificate of analysis is not complete unless this page accompanies any and all pages of this report.

Authorized Signature:



Kelly O'Neill

Title: Technical Director/Representative

Date: 07/01/25

QC OUTLIER SUMMARY REPORT

Project Name: DUVALTEX GUILFORD

Lab Number: L2537754

Project Number: 250321.01

Report Date: 07/01/25

Method	Client ID (Native ID)	Lab ID	Parameter	QC Type	Recovery/RPD (%)	QC Limits (%)	Associated Samples	Data Quality Assessment
Volatile Organics by GC/MS - Westborough Lab								
8260D	Batch QC	WG2085067-4	4-Methyl-2-pentanone	LCSD	23	20	01-08	non-directional bias
8260D	Batch QC	WG2085067-4	Acrylonitrile	LCSD	25	20	01-08	non-directional bias
8260D	Batch QC	WG2085067-4	Acrylonitrile	LCSD	67	70-130	01-08	potential low bias
8260D	Batch QC	WG2085067-4	1,1,1,2-Tetrachloroethane	LCSD	21	20	01-08	non-directional bias
8260D	Batch QC	WG2085067-4	1,2,4,5-Tetramethylbenzene	LCSD	22	20	01-08	non-directional bias

ORGANICS

VOLATILES

Project Name: DUVALTEX GUILFORD
Project Number: 250321.01

Lab Number: L2537754
Report Date: 07/01/25

SAMPLE RESULTS

Lab ID: L2537754-01 D
 Client ID: PWXX8X001
 Sample Location: GUILFORD

Date Collected: 06/16/25 12:10
 Date Received: 06/16/25
 Field Prep: Not Specified

Sample Depth:

Matrix: Water
 Analytical Method: 1,8260D
 Analytical Date: 06/28/25 11:00
 Analyst: KAB

Parameter	Result	Qualifier	Units	RL	MDL	Dilution Factor
Volatile Organics by GC/MS - Westborough Lab						
Methylene chloride	ND		ug/l	75	--	25
1,1-Dichloroethane	ND		ug/l	19	--	25
Chloroform	ND		ug/l	19	--	25
Carbon tetrachloride	ND		ug/l	12	--	25
1,2-Dichloropropane	ND		ug/l	25	--	25
Dibromochloromethane	ND		ug/l	12	--	25
1,1,2-Trichloroethane	ND		ug/l	19	--	25
Tetrachloroethene	ND		ug/l	12	--	25
Chlorobenzene	ND		ug/l	12	--	25
Trichlorofluoromethane	ND		ug/l	25	--	25
1,2-Dichloroethane	ND		ug/l	12	--	25
1,1,1-Trichloroethane	ND		ug/l	12	--	25
Bromodichloromethane	ND		ug/l	12	--	25
trans-1,3-Dichloropropene	ND		ug/l	12	--	25
cis-1,3-Dichloropropene	ND		ug/l	12	--	25
1,3-Dichloropropene, Total	ND		ug/l	12	--	25
1,1-Dichloropropene	ND		ug/l	25	--	25
Bromoform	ND		ug/l	25	--	25
1,1,2,2-Tetrachloroethane	ND		ug/l	12	--	25
Benzene	ND		ug/l	12	--	25
Toluene	ND		ug/l	19	--	25
Ethylbenzene	ND		ug/l	12	--	25
Chloromethane	ND		ug/l	50	--	25
Bromomethane	ND		ug/l	25	--	25
Vinyl chloride	6.5		ug/l	5.0	--	25
Chloroethane	ND		ug/l	25	--	25
1,1-Dichloroethene	ND		ug/l	12	--	25
trans-1,2-Dichloroethene	ND		ug/l	19	--	25

Project Name: DUVALTEX GUILFORD
Project Number: 250321.01

Lab Number: L2537754
Report Date: 07/01/25

SAMPLE RESULTS

Lab ID: L2537754-01 D
 Client ID: PWXX8X001
 Sample Location: GUILFORD

Date Collected: 06/16/25 12:10
 Date Received: 06/16/25
 Field Prep: Not Specified

Sample Depth:

Parameter	Result	Qualifier	Units	RL	MDL	Dilution Factor
Volatile Organics by GC/MS - Westborough Lab						
1,2-Dichloroethene, Total	480		ug/l	12	--	25
Trichloroethene	2200		ug/l	12	--	25
1,2-Dichlorobenzene	ND		ug/l	25	--	25
1,3-Dichlorobenzene	ND		ug/l	25	--	25
1,4-Dichlorobenzene	ND		ug/l	25	--	25
Methyl tert butyl ether	ND		ug/l	25	--	25
p/m-Xylene	ND		ug/l	25	--	25
o-Xylene	ND		ug/l	25	--	25
Xylenes, Total	ND		ug/l	25	--	25
cis-1,2-Dichloroethene	480		ug/l	12	--	25
Dibromomethane	ND		ug/l	25	--	25
1,4-Dichlorobutane	ND		ug/l	120	--	25
1,2,3-Trichloropropane	ND		ug/l	25	--	25
Styrene	ND		ug/l	25	--	25
Dichlorodifluoromethane	ND		ug/l	50	--	25
Acetone	ND		ug/l	120	--	25
Carbon disulfide	ND		ug/l	25	--	25
2-Butanone	ND		ug/l	120	--	25
Vinyl acetate	ND		ug/l	120	--	25
4-Methyl-2-pentanone	ND		ug/l	120	--	25
2-Hexanone	ND		ug/l	120	--	25
Ethyl methacrylate	ND		ug/l	120	--	25
Acrylonitrile	ND		ug/l	120	--	25
Bromochloromethane	ND		ug/l	25	--	25
Tetrahydrofuran	ND		ug/l	50	--	25
2,2-Dichloropropane	ND		ug/l	25	--	25
1,2-Dibromoethane	ND		ug/l	25	--	25
1,3-Dichloropropane	ND		ug/l	25	--	25
1,1,1,2-Tetrachloroethane	ND		ug/l	12	--	25
Bromobenzene	ND		ug/l	25	--	25
n-Butylbenzene	ND		ug/l	12	--	25
sec-Butylbenzene	ND		ug/l	12	--	25
tert-Butylbenzene	ND		ug/l	25	--	25
o-Chlorotoluene	ND		ug/l	25	--	25
p-Chlorotoluene	ND		ug/l	25	--	25
1,2-Dibromo-3-chloropropane	ND		ug/l	25	--	25
Hexachlorobutadiene	ND		ug/l	12	--	25



Project Name: DUVALTEX GUILFORD
Project Number: 250321.01

Lab Number: L2537754
Report Date: 07/01/25

SAMPLE RESULTS

Lab ID: L2537754-01 D
 Client ID: PWXX8X001
 Sample Location: GUILFORD

Date Collected: 06/16/25 12:10
 Date Received: 06/16/25
 Field Prep: Not Specified

Sample Depth:

Parameter	Result	Qualifier	Units	RL	MDL	Dilution Factor
Volatile Organics by GC/MS - Westborough Lab						
Isopropylbenzene	ND		ug/l	12	--	25
p-Isopropyltoluene	ND		ug/l	12	--	25
Naphthalene	ND		ug/l	25	--	25
n-Propylbenzene	ND		ug/l	12	--	25
1,2,3-Trichlorobenzene	ND		ug/l	25	--	25
1,2,4-Trichlorobenzene	ND		ug/l	25	--	25
1,3,5-Trimethylbenzene	ND		ug/l	25	--	25
1,2,4-Trimethylbenzene	ND		ug/l	25	--	25
trans-1,4-Dichloro-2-butene	ND		ug/l	62	--	25
Ethyl ether	ND		ug/l	25	--	25

Surrogate	% Recovery	Qualifier	Acceptance Criteria
1,2-Dichloroethane-d4	100		70-130
Toluene-d8	100		70-130
4-Bromofluorobenzene	116		70-130
Dibromofluoromethane	105		70-130

Project Name: DUVALTEX GUILFORD
Project Number: 250321.01

Lab Number: L2537754
Report Date: 07/01/25

SAMPLE RESULTS

Lab ID: L2537754-02
 Client ID: PWXX9X002
 Sample Location: GUILFORD

Date Collected: 06/16/25 13:25
 Date Received: 06/16/25
 Field Prep: Not Specified

Sample Depth:

Matrix: Water
 Analytical Method: 1,8260D
 Analytical Date: 06/28/25 11:22
 Analyst: KAB

Parameter	Result	Qualifier	Units	RL	MDL	Dilution Factor
Volatile Organics by GC/MS - Westborough Lab						
Methylene chloride	ND		ug/l	3.0	--	1
1,1-Dichloroethane	ND		ug/l	0.75	--	1
Chloroform	ND		ug/l	0.75	--	1
Carbon tetrachloride	ND		ug/l	0.50	--	1
1,2-Dichloropropane	ND		ug/l	1.0	--	1
Dibromochloromethane	ND		ug/l	0.50	--	1
1,1,2-Trichloroethane	ND		ug/l	0.75	--	1
Tetrachloroethene	ND		ug/l	0.50	--	1
Chlorobenzene	ND		ug/l	0.50	--	1
Trichlorofluoromethane	ND		ug/l	1.0	--	1
1,2-Dichloroethane	ND		ug/l	0.50	--	1
1,1,1-Trichloroethane	ND		ug/l	0.50	--	1
Bromodichloromethane	ND		ug/l	0.50	--	1
trans-1,3-Dichloropropene	ND		ug/l	0.50	--	1
cis-1,3-Dichloropropene	ND		ug/l	0.50	--	1
1,3-Dichloropropene, Total	ND		ug/l	0.50	--	1
1,1-Dichloropropene	ND		ug/l	1.0	--	1
Bromoform	ND		ug/l	1.0	--	1
1,1,2,2-Tetrachloroethane	ND		ug/l	0.50	--	1
Benzene	ND		ug/l	0.50	--	1
Toluene	ND		ug/l	0.75	--	1
Ethylbenzene	ND		ug/l	0.50	--	1
Chloromethane	ND		ug/l	2.0	--	1
Bromomethane	ND		ug/l	1.0	--	1
Vinyl chloride	ND		ug/l	0.20	--	1
Chloroethane	ND		ug/l	1.0	--	1
1,1-Dichloroethene	ND		ug/l	0.50	--	1
trans-1,2-Dichloroethene	ND		ug/l	0.75	--	1

Project Name: DUVALTEX GUILFORD

Lab Number: L2537754

Project Number: 250321.01

Report Date: 07/01/25

SAMPLE RESULTS

Lab ID: L2537754-02

Date Collected: 06/16/25 13:25

Client ID: PWXX9X002

Date Received: 06/16/25

Sample Location: GUILFORD

Field Prep: Not Specified

Sample Depth:

Parameter	Result	Qualifier	Units	RL	MDL	Dilution Factor
Volatile Organics by GC/MS - Westborough Lab						
1,2-Dichloroethene, Total	3.0		ug/l	0.50	--	1
Trichloroethene	7.4		ug/l	0.50	--	1
1,2-Dichlorobenzene	ND		ug/l	1.0	--	1
1,3-Dichlorobenzene	ND		ug/l	1.0	--	1
1,4-Dichlorobenzene	ND		ug/l	1.0	--	1
Methyl tert butyl ether	ND		ug/l	1.0	--	1
p/m-Xylene	ND		ug/l	1.0	--	1
o-Xylene	ND		ug/l	1.0	--	1
Xylenes, Total	ND		ug/l	1.0	--	1
cis-1,2-Dichloroethene	3.0		ug/l	0.50	--	1
Dibromomethane	ND		ug/l	1.0	--	1
1,4-Dichlorobutane	ND		ug/l	5.0	--	1
1,2,3-Trichloropropane	ND		ug/l	1.0	--	1
Styrene	ND		ug/l	1.0	--	1
Dichlorodifluoromethane	ND		ug/l	2.0	--	1
Acetone	ND		ug/l	5.0	--	1
Carbon disulfide	ND		ug/l	1.0	--	1
2-Butanone	ND		ug/l	5.0	--	1
Vinyl acetate	ND		ug/l	5.0	--	1
4-Methyl-2-pentanone	ND		ug/l	5.0	--	1
2-Hexanone	ND		ug/l	5.0	--	1
Ethyl methacrylate	ND		ug/l	5.0	--	1
Acrylonitrile	ND		ug/l	5.0	--	1
Bromochloromethane	ND		ug/l	1.0	--	1
Tetrahydrofuran	ND		ug/l	2.0	--	1
2,2-Dichloropropane	ND		ug/l	1.0	--	1
1,2-Dibromoethane	ND		ug/l	1.0	--	1
1,3-Dichloropropane	ND		ug/l	1.0	--	1
1,1,1,2-Tetrachloroethane	ND		ug/l	0.50	--	1
Bromobenzene	ND		ug/l	1.0	--	1
n-Butylbenzene	ND		ug/l	0.50	--	1
sec-Butylbenzene	ND		ug/l	0.50	--	1
tert-Butylbenzene	ND		ug/l	1.0	--	1
o-Chlorotoluene	ND		ug/l	1.0	--	1
p-Chlorotoluene	ND		ug/l	1.0	--	1
1,2-Dibromo-3-chloropropane	ND		ug/l	1.0	--	1
Hexachlorobutadiene	ND		ug/l	0.50	--	1



Project Name: DUVALTEX GUILFORD
Project Number: 250321.01

Lab Number: L2537754
Report Date: 07/01/25

SAMPLE RESULTS

Lab ID: L2537754-02
 Client ID: PWXX9X002
 Sample Location: GUILFORD

Date Collected: 06/16/25 13:25
 Date Received: 06/16/25
 Field Prep: Not Specified

Sample Depth:

Parameter	Result	Qualifier	Units	RL	MDL	Dilution Factor
Volatile Organics by GC/MS - Westborough Lab						
Isopropylbenzene	ND		ug/l	0.50	--	1
p-Isopropyltoluene	ND		ug/l	0.50	--	1
Naphthalene	ND		ug/l	1.0	--	1
n-Propylbenzene	ND		ug/l	0.50	--	1
1,2,3-Trichlorobenzene	ND		ug/l	1.0	--	1
1,2,4-Trichlorobenzene	ND		ug/l	1.0	--	1
1,3,5-Trimethylbenzene	ND		ug/l	1.0	--	1
1,2,4-Trimethylbenzene	ND		ug/l	1.0	--	1
trans-1,4-Dichloro-2-butene	ND		ug/l	2.5	--	1
Ethyl ether	ND		ug/l	1.0	--	1

Surrogate	% Recovery	Qualifier	Acceptance Criteria
1,2-Dichloroethane-d4	96		70-130
Toluene-d8	97		70-130
4-Bromofluorobenzene	117		70-130
Dibromofluoromethane	107		70-130

Project Name: DUVALTEX GUILFORD
Project Number: 250321.01

Lab Number: L2537754
Report Date: 07/01/25

SAMPLE RESULTS

Lab ID: L2537754-03
 Client ID: PWX10X003
 Sample Location: GUILFORD

Date Collected: 06/16/25 14:25
 Date Received: 06/16/25
 Field Prep: Not Specified

Sample Depth:

Matrix: Water
 Analytical Method: 1,8260D
 Analytical Date: 06/28/25 11:44
 Analyst: KAB

Parameter	Result	Qualifier	Units	RL	MDL	Dilution Factor
Volatile Organics by GC/MS - Westborough Lab						
Methylene chloride	ND		ug/l	3.0	--	1
1,1-Dichloroethane	ND		ug/l	0.75	--	1
Chloroform	ND		ug/l	0.75	--	1
Carbon tetrachloride	ND		ug/l	0.50	--	1
1,2-Dichloropropane	ND		ug/l	1.0	--	1
Dibromochloromethane	ND		ug/l	0.50	--	1
1,1,2-Trichloroethane	ND		ug/l	0.75	--	1
Tetrachloroethene	ND		ug/l	0.50	--	1
Chlorobenzene	ND		ug/l	0.50	--	1
Trichlorofluoromethane	ND		ug/l	1.0	--	1
1,2-Dichloroethane	ND		ug/l	0.50	--	1
1,1,1-Trichloroethane	ND		ug/l	0.50	--	1
Bromodichloromethane	ND		ug/l	0.50	--	1
trans-1,3-Dichloropropene	ND		ug/l	0.50	--	1
cis-1,3-Dichloropropene	ND		ug/l	0.50	--	1
1,3-Dichloropropene, Total	ND		ug/l	0.50	--	1
1,1-Dichloropropene	ND		ug/l	1.0	--	1
Bromoform	ND		ug/l	1.0	--	1
1,1,2,2-Tetrachloroethane	ND		ug/l	0.50	--	1
Benzene	ND		ug/l	0.50	--	1
Toluene	ND		ug/l	0.75	--	1
Ethylbenzene	ND		ug/l	0.50	--	1
Chloromethane	ND		ug/l	2.0	--	1
Bromomethane	ND		ug/l	1.0	--	1
Vinyl chloride	ND		ug/l	0.20	--	1
Chloroethane	ND		ug/l	1.0	--	1
1,1-Dichloroethene	ND		ug/l	0.50	--	1
trans-1,2-Dichloroethene	ND		ug/l	0.75	--	1

Project Name: DUVALTEX GUILFORD
Project Number: 250321.01

Lab Number: L2537754
Report Date: 07/01/25

SAMPLE RESULTS

Lab ID: L2537754-03
 Client ID: PWX10X003
 Sample Location: GUILFORD

Date Collected: 06/16/25 14:25
 Date Received: 06/16/25
 Field Prep: Not Specified

Sample Depth:

Parameter	Result	Qualifier	Units	RL	MDL	Dilution Factor
Volatile Organics by GC/MS - Westborough Lab						
1,2-Dichloroethene, Total	ND		ug/l	0.50	--	1
Trichloroethene	0.50		ug/l	0.50	--	1
1,2-Dichlorobenzene	ND		ug/l	1.0	--	1
1,3-Dichlorobenzene	ND		ug/l	1.0	--	1
1,4-Dichlorobenzene	ND		ug/l	1.0	--	1
Methyl tert butyl ether	ND		ug/l	1.0	--	1
p/m-Xylene	ND		ug/l	1.0	--	1
o-Xylene	ND		ug/l	1.0	--	1
Xylenes, Total	ND		ug/l	1.0	--	1
cis-1,2-Dichloroethene	ND		ug/l	0.50	--	1
Dibromomethane	ND		ug/l	1.0	--	1
1,4-Dichlorobutane	ND		ug/l	5.0	--	1
1,2,3-Trichloropropane	ND		ug/l	1.0	--	1
Styrene	ND		ug/l	1.0	--	1
Dichlorodifluoromethane	ND		ug/l	2.0	--	1
Acetone	ND		ug/l	5.0	--	1
Carbon disulfide	ND		ug/l	1.0	--	1
2-Butanone	ND		ug/l	5.0	--	1
Vinyl acetate	ND		ug/l	5.0	--	1
4-Methyl-2-pentanone	ND		ug/l	5.0	--	1
2-Hexanone	ND		ug/l	5.0	--	1
Ethyl methacrylate	ND		ug/l	5.0	--	1
Acrylonitrile	ND		ug/l	5.0	--	1
Bromochloromethane	ND		ug/l	1.0	--	1
Tetrahydrofuran	ND		ug/l	2.0	--	1
2,2-Dichloropropane	ND		ug/l	1.0	--	1
1,2-Dibromoethane	ND		ug/l	1.0	--	1
1,3-Dichloropropane	ND		ug/l	1.0	--	1
1,1,1,2-Tetrachloroethane	ND		ug/l	0.50	--	1
Bromobenzene	ND		ug/l	1.0	--	1
n-Butylbenzene	ND		ug/l	0.50	--	1
sec-Butylbenzene	ND		ug/l	0.50	--	1
tert-Butylbenzene	ND		ug/l	1.0	--	1
o-Chlorotoluene	ND		ug/l	1.0	--	1
p-Chlorotoluene	ND		ug/l	1.0	--	1
1,2-Dibromo-3-chloropropane	ND		ug/l	1.0	--	1
Hexachlorobutadiene	ND		ug/l	0.50	--	1



Project Name: DUVALTEX GUILFORD
Project Number: 250321.01

Lab Number: L2537754
Report Date: 07/01/25

SAMPLE RESULTS

Lab ID: L2537754-03
 Client ID: PWX10X003
 Sample Location: GUILFORD

Date Collected: 06/16/25 14:25
 Date Received: 06/16/25
 Field Prep: Not Specified

Sample Depth:

Parameter	Result	Qualifier	Units	RL	MDL	Dilution Factor
Volatile Organics by GC/MS - Westborough Lab						
Isopropylbenzene	ND		ug/l	0.50	--	1
p-Isopropyltoluene	ND		ug/l	0.50	--	1
Naphthalene	ND		ug/l	1.0	--	1
n-Propylbenzene	ND		ug/l	0.50	--	1
1,2,3-Trichlorobenzene	ND		ug/l	1.0	--	1
1,2,4-Trichlorobenzene	ND		ug/l	1.0	--	1
1,3,5-Trimethylbenzene	ND		ug/l	1.0	--	1
1,2,4-Trimethylbenzene	ND		ug/l	1.0	--	1
trans-1,4-Dichloro-2-butene	ND		ug/l	2.5	--	1
Ethyl ether	ND		ug/l	1.0	--	1

Surrogate	% Recovery	Qualifier	Acceptance Criteria
1,2-Dichloroethane-d4	99		70-130
Toluene-d8	99		70-130
4-Bromofluorobenzene	113		70-130
Dibromofluoromethane	107		70-130

Project Name: DUVALTEX GUILFORD
Project Number: 250321.01

Lab Number: L2537754
Report Date: 07/01/25

SAMPLE RESULTS

Lab ID: L2537754-04
 Client ID: SWXX8X004
 Sample Location: GUILFORD

Date Collected: 06/16/25 12:30
 Date Received: 06/16/25
 Field Prep: Not Specified

Sample Depth:

Matrix: Water
 Analytical Method: 1,8260D
 Analytical Date: 06/28/25 12:06
 Analyst: KAB

Parameter	Result	Qualifier	Units	RL	MDL	Dilution Factor
Volatile Organics by GC/MS - Westborough Lab						
Methylene chloride	ND		ug/l	3.0	--	1
1,1-Dichloroethane	ND		ug/l	0.75	--	1
Chloroform	ND		ug/l	0.75	--	1
Carbon tetrachloride	ND		ug/l	0.50	--	1
1,2-Dichloropropane	ND		ug/l	1.0	--	1
Dibromochloromethane	ND		ug/l	0.50	--	1
1,1,2-Trichloroethane	ND		ug/l	0.75	--	1
Tetrachloroethene	ND		ug/l	0.50	--	1
Chlorobenzene	ND		ug/l	0.50	--	1
Trichlorofluoromethane	ND		ug/l	1.0	--	1
1,2-Dichloroethane	ND		ug/l	0.50	--	1
1,1,1-Trichloroethane	ND		ug/l	0.50	--	1
Bromodichloromethane	ND		ug/l	0.50	--	1
trans-1,3-Dichloropropene	ND		ug/l	0.50	--	1
cis-1,3-Dichloropropene	ND		ug/l	0.50	--	1
1,3-Dichloropropene, Total	ND		ug/l	0.50	--	1
1,1-Dichloropropene	ND		ug/l	1.0	--	1
Bromoform	ND		ug/l	1.0	--	1
1,1,2,2-Tetrachloroethane	ND		ug/l	0.50	--	1
Benzene	ND		ug/l	0.50	--	1
Toluene	ND		ug/l	0.75	--	1
Ethylbenzene	ND		ug/l	0.50	--	1
Chloromethane	ND		ug/l	2.0	--	1
Bromomethane	ND		ug/l	1.0	--	1
Vinyl chloride	ND		ug/l	0.20	--	1
Chloroethane	ND		ug/l	1.0	--	1
1,1-Dichloroethene	ND		ug/l	0.50	--	1
trans-1,2-Dichloroethene	ND		ug/l	0.75	--	1

Project Name: DUVALTEX GUILFORD**Lab Number:** L2537754**Project Number:** 250321.01**Report Date:** 07/01/25**SAMPLE RESULTS**

Lab ID: L2537754-04

Date Collected: 06/16/25 12:30

Client ID: SWXX8X004

Date Received: 06/16/25

Sample Location: GUILFORD

Field Prep: Not Specified

Sample Depth:

Parameter	Result	Qualifier	Units	RL	MDL	Dilution Factor
Volatile Organics by GC/MS - Westborough Lab						
1,2-Dichloroethene, Total	ND		ug/l	0.50	--	1
Trichloroethene	ND		ug/l	0.50	--	1
1,2-Dichlorobenzene	ND		ug/l	1.0	--	1
1,3-Dichlorobenzene	ND		ug/l	1.0	--	1
1,4-Dichlorobenzene	ND		ug/l	1.0	--	1
Methyl tert butyl ether	ND		ug/l	1.0	--	1
p/m-Xylene	ND		ug/l	1.0	--	1
o-Xylene	ND		ug/l	1.0	--	1
Xylenes, Total	ND		ug/l	1.0	--	1
cis-1,2-Dichloroethene	ND		ug/l	0.50	--	1
Dibromomethane	ND		ug/l	1.0	--	1
1,4-Dichlorobutane	ND		ug/l	5.0	--	1
1,2,3-Trichloropropane	ND		ug/l	1.0	--	1
Styrene	ND		ug/l	1.0	--	1
Dichlorodifluoromethane	ND		ug/l	2.0	--	1
Acetone	ND		ug/l	5.0	--	1
Carbon disulfide	ND		ug/l	1.0	--	1
2-Butanone	ND		ug/l	5.0	--	1
Vinyl acetate	ND		ug/l	5.0	--	1
4-Methyl-2-pentanone	ND		ug/l	5.0	--	1
2-Hexanone	ND		ug/l	5.0	--	1
Ethyl methacrylate	ND		ug/l	5.0	--	1
Acrylonitrile	ND		ug/l	5.0	--	1
Bromochloromethane	ND		ug/l	1.0	--	1
Tetrahydrofuran	ND		ug/l	2.0	--	1
2,2-Dichloropropane	ND		ug/l	1.0	--	1
1,2-Dibromoethane	ND		ug/l	1.0	--	1
1,3-Dichloropropane	ND		ug/l	1.0	--	1
1,1,1,2-Tetrachloroethane	ND		ug/l	0.50	--	1
Bromobenzene	ND		ug/l	1.0	--	1
n-Butylbenzene	ND		ug/l	0.50	--	1
sec-Butylbenzene	ND		ug/l	0.50	--	1
tert-Butylbenzene	ND		ug/l	1.0	--	1
o-Chlorotoluene	ND		ug/l	1.0	--	1
p-Chlorotoluene	ND		ug/l	1.0	--	1
1,2-Dibromo-3-chloropropane	ND		ug/l	1.0	--	1
Hexachlorobutadiene	ND		ug/l	0.50	--	1



Project Name: DUVALTEX GUILFORD
Project Number: 250321.01

Lab Number: L2537754
Report Date: 07/01/25

SAMPLE RESULTS

Lab ID: L2537754-04
 Client ID: SWXX8X004
 Sample Location: GUILFORD

Date Collected: 06/16/25 12:30
 Date Received: 06/16/25
 Field Prep: Not Specified

Sample Depth:

Parameter	Result	Qualifier	Units	RL	MDL	Dilution Factor
Volatile Organics by GC/MS - Westborough Lab						
Isopropylbenzene	ND		ug/l	0.50	--	1
p-Isopropyltoluene	ND		ug/l	0.50	--	1
Naphthalene	ND		ug/l	1.0	--	1
n-Propylbenzene	ND		ug/l	0.50	--	1
1,2,3-Trichlorobenzene	ND		ug/l	1.0	--	1
1,2,4-Trichlorobenzene	ND		ug/l	1.0	--	1
1,3,5-Trimethylbenzene	ND		ug/l	1.0	--	1
1,2,4-Trimethylbenzene	ND		ug/l	1.0	--	1
trans-1,4-Dichloro-2-butene	ND		ug/l	2.5	--	1
Ethyl ether	ND		ug/l	1.0	--	1

Surrogate	% Recovery	Qualifier	Acceptance Criteria
1,2-Dichloroethane-d4	100		70-130
Toluene-d8	94		70-130
4-Bromofluorobenzene	111		70-130
Dibromofluoromethane	109		70-130

Project Name: DUVALTEX GUILFORD
Project Number: 250321.01

Lab Number: L2537754
Report Date: 07/01/25

SAMPLE RESULTS

Lab ID: L2537754-05
 Client ID: SWXX9X005
 Sample Location: GUILFORD

Date Collected: 06/16/25 13:50
 Date Received: 06/16/25
 Field Prep: Not Specified

Sample Depth:

Matrix: Water
 Analytical Method: 1,8260D
 Analytical Date: 06/28/25 12:28
 Analyst: KAB

Parameter	Result	Qualifier	Units	RL	MDL	Dilution Factor
Volatile Organics by GC/MS - Westborough Lab						
Methylene chloride	ND		ug/l	3.0	--	1
1,1-Dichloroethane	ND		ug/l	0.75	--	1
Chloroform	ND		ug/l	0.75	--	1
Carbon tetrachloride	ND		ug/l	0.50	--	1
1,2-Dichloropropane	ND		ug/l	1.0	--	1
Dibromochloromethane	ND		ug/l	0.50	--	1
1,1,2-Trichloroethane	ND		ug/l	0.75	--	1
Tetrachloroethene	ND		ug/l	0.50	--	1
Chlorobenzene	ND		ug/l	0.50	--	1
Trichlorofluoromethane	ND		ug/l	1.0	--	1
1,2-Dichloroethane	ND		ug/l	0.50	--	1
1,1,1-Trichloroethane	ND		ug/l	0.50	--	1
Bromodichloromethane	ND		ug/l	0.50	--	1
trans-1,3-Dichloropropene	ND		ug/l	0.50	--	1
cis-1,3-Dichloropropene	ND		ug/l	0.50	--	1
1,3-Dichloropropene, Total	ND		ug/l	0.50	--	1
1,1-Dichloropropene	ND		ug/l	1.0	--	1
Bromoform	ND		ug/l	1.0	--	1
1,1,2,2-Tetrachloroethane	ND		ug/l	0.50	--	1
Benzene	ND		ug/l	0.50	--	1
Toluene	ND		ug/l	0.75	--	1
Ethylbenzene	ND		ug/l	0.50	--	1
Chloromethane	ND		ug/l	2.0	--	1
Bromomethane	ND		ug/l	1.0	--	1
Vinyl chloride	ND		ug/l	0.20	--	1
Chloroethane	ND		ug/l	1.0	--	1
1,1-Dichloroethene	ND		ug/l	0.50	--	1
trans-1,2-Dichloroethene	ND		ug/l	0.75	--	1

Project Name: DUVALTEX GUILFORD
Project Number: 250321.01

Lab Number: L2537754
Report Date: 07/01/25

SAMPLE RESULTS

Lab ID: L2537754-05
 Client ID: SWXX9X005
 Sample Location: GUILFORD

Date Collected: 06/16/25 13:50
 Date Received: 06/16/25
 Field Prep: Not Specified

Sample Depth:

Parameter	Result	Qualifier	Units	RL	MDL	Dilution Factor
Volatile Organics by GC/MS - Westborough Lab						
1,2-Dichloroethene, Total	0.57		ug/l	0.50	--	1
Trichloroethene	1.0		ug/l	0.50	--	1
1,2-Dichlorobenzene	ND		ug/l	1.0	--	1
1,3-Dichlorobenzene	ND		ug/l	1.0	--	1
1,4-Dichlorobenzene	ND		ug/l	1.0	--	1
Methyl tert butyl ether	ND		ug/l	1.0	--	1
p/m-Xylene	ND		ug/l	1.0	--	1
o-Xylene	ND		ug/l	1.0	--	1
Xylenes, Total	ND		ug/l	1.0	--	1
cis-1,2-Dichloroethene	0.57		ug/l	0.50	--	1
Dibromomethane	ND		ug/l	1.0	--	1
1,4-Dichlorobutane	ND		ug/l	5.0	--	1
1,2,3-Trichloropropane	ND		ug/l	1.0	--	1
Styrene	ND		ug/l	1.0	--	1
Dichlorodifluoromethane	ND		ug/l	2.0	--	1
Acetone	6.9		ug/l	5.0	--	1
Carbon disulfide	ND		ug/l	1.0	--	1
2-Butanone	ND		ug/l	5.0	--	1
Vinyl acetate	ND		ug/l	5.0	--	1
4-Methyl-2-pentanone	ND		ug/l	5.0	--	1
2-Hexanone	ND		ug/l	5.0	--	1
Ethyl methacrylate	ND		ug/l	5.0	--	1
Acrylonitrile	ND		ug/l	5.0	--	1
Bromochloromethane	ND		ug/l	1.0	--	1
Tetrahydrofuran	ND		ug/l	2.0	--	1
2,2-Dichloropropane	ND		ug/l	1.0	--	1
1,2-Dibromoethane	ND		ug/l	1.0	--	1
1,3-Dichloropropane	ND		ug/l	1.0	--	1
1,1,1,2-Tetrachloroethane	ND		ug/l	0.50	--	1
Bromobenzene	ND		ug/l	1.0	--	1
n-Butylbenzene	ND		ug/l	0.50	--	1
sec-Butylbenzene	ND		ug/l	0.50	--	1
tert-Butylbenzene	ND		ug/l	1.0	--	1
o-Chlorotoluene	ND		ug/l	1.0	--	1
p-Chlorotoluene	ND		ug/l	1.0	--	1
1,2-Dibromo-3-chloropropane	ND		ug/l	1.0	--	1
Hexachlorobutadiene	ND		ug/l	0.50	--	1



Project Name: DUVALTEX GUILFORD
Project Number: 250321.01

Lab Number: L2537754
Report Date: 07/01/25

SAMPLE RESULTS

Lab ID: L2537754-05
 Client ID: SWXX9X005
 Sample Location: GUILFORD

Date Collected: 06/16/25 13:50
 Date Received: 06/16/25
 Field Prep: Not Specified

Sample Depth:

Parameter	Result	Qualifier	Units	RL	MDL	Dilution Factor
Volatile Organics by GC/MS - Westborough Lab						
Isopropylbenzene	ND		ug/l	0.50	--	1
p-Isopropyltoluene	ND		ug/l	0.50	--	1
Naphthalene	ND		ug/l	1.0	--	1
n-Propylbenzene	ND		ug/l	0.50	--	1
1,2,3-Trichlorobenzene	ND		ug/l	1.0	--	1
1,2,4-Trichlorobenzene	ND		ug/l	1.0	--	1
1,3,5-Trimethylbenzene	ND		ug/l	1.0	--	1
1,2,4-Trimethylbenzene	ND		ug/l	1.0	--	1
trans-1,4-Dichloro-2-butene	ND		ug/l	2.5	--	1
Ethyl ether	ND		ug/l	1.0	--	1

Surrogate	% Recovery	Qualifier	Acceptance Criteria
1,2-Dichloroethane-d4	103		70-130
Toluene-d8	97		70-130
4-Bromofluorobenzene	111		70-130
Dibromofluoromethane	112		70-130

Project Name: DUVALTEX GUILFORD
Project Number: 250321.01

Lab Number: L2537754
Report Date: 07/01/25

SAMPLE RESULTS

Lab ID: L2537754-06
 Client ID: SWX10X006
 Sample Location: GUILFORD

Date Collected: 06/16/25 14:40
 Date Received: 06/16/25
 Field Prep: Not Specified

Sample Depth:

Matrix: Water
 Analytical Method: 1,8260D
 Analytical Date: 06/28/25 12:50
 Analyst: KAB

Parameter	Result	Qualifier	Units	RL	MDL	Dilution Factor
Volatile Organics by GC/MS - Westborough Lab						
Methylene chloride	ND		ug/l	3.0	--	1
1,1-Dichloroethane	ND		ug/l	0.75	--	1
Chloroform	ND		ug/l	0.75	--	1
Carbon tetrachloride	ND		ug/l	0.50	--	1
1,2-Dichloropropane	ND		ug/l	1.0	--	1
Dibromochloromethane	ND		ug/l	0.50	--	1
1,1,2-Trichloroethane	ND		ug/l	0.75	--	1
Tetrachloroethene	ND		ug/l	0.50	--	1
Chlorobenzene	ND		ug/l	0.50	--	1
Trichlorofluoromethane	ND		ug/l	1.0	--	1
1,2-Dichloroethane	ND		ug/l	0.50	--	1
1,1,1-Trichloroethane	ND		ug/l	0.50	--	1
Bromodichloromethane	ND		ug/l	0.50	--	1
trans-1,3-Dichloropropene	ND		ug/l	0.50	--	1
cis-1,3-Dichloropropene	ND		ug/l	0.50	--	1
1,3-Dichloropropene, Total	ND		ug/l	0.50	--	1
1,1-Dichloropropene	ND		ug/l	1.0	--	1
Bromoform	ND		ug/l	1.0	--	1
1,1,2,2-Tetrachloroethane	ND		ug/l	0.50	--	1
Benzene	ND		ug/l	0.50	--	1
Toluene	ND		ug/l	0.75	--	1
Ethylbenzene	ND		ug/l	0.50	--	1
Chloromethane	ND		ug/l	2.0	--	1
Bromomethane	ND		ug/l	1.0	--	1
Vinyl chloride	ND		ug/l	0.20	--	1
Chloroethane	ND		ug/l	1.0	--	1
1,1-Dichloroethene	ND		ug/l	0.50	--	1
trans-1,2-Dichloroethene	ND		ug/l	0.75	--	1

Project Name: DUVALTEX GUILFORD
Project Number: 250321.01

Lab Number: L2537754
Report Date: 07/01/25

SAMPLE RESULTS

Lab ID: L2537754-06
 Client ID: SWX10X006
 Sample Location: GUILFORD

Date Collected: 06/16/25 14:40
 Date Received: 06/16/25
 Field Prep: Not Specified

Sample Depth:

Parameter	Result	Qualifier	Units	RL	MDL	Dilution Factor
Volatile Organics by GC/MS - Westborough Lab						
1,2-Dichloroethene, Total	ND		ug/l	0.50	--	1
Trichloroethene	0.57		ug/l	0.50	--	1
1,2-Dichlorobenzene	ND		ug/l	1.0	--	1
1,3-Dichlorobenzene	ND		ug/l	1.0	--	1
1,4-Dichlorobenzene	ND		ug/l	1.0	--	1
Methyl tert butyl ether	ND		ug/l	1.0	--	1
p/m-Xylene	ND		ug/l	1.0	--	1
o-Xylene	ND		ug/l	1.0	--	1
Xylenes, Total	ND		ug/l	1.0	--	1
cis-1,2-Dichloroethene	ND		ug/l	0.50	--	1
Dibromomethane	ND		ug/l	1.0	--	1
1,4-Dichlorobutane	ND		ug/l	5.0	--	1
1,2,3-Trichloropropane	ND		ug/l	1.0	--	1
Styrene	ND		ug/l	1.0	--	1
Dichlorodifluoromethane	ND		ug/l	2.0	--	1
Acetone	ND		ug/l	5.0	--	1
Carbon disulfide	ND		ug/l	1.0	--	1
2-Butanone	ND		ug/l	5.0	--	1
Vinyl acetate	ND		ug/l	5.0	--	1
4-Methyl-2-pentanone	ND		ug/l	5.0	--	1
2-Hexanone	ND		ug/l	5.0	--	1
Ethyl methacrylate	ND		ug/l	5.0	--	1
Acrylonitrile	ND		ug/l	5.0	--	1
Bromochloromethane	ND		ug/l	1.0	--	1
Tetrahydrofuran	ND		ug/l	2.0	--	1
2,2-Dichloropropane	ND		ug/l	1.0	--	1
1,2-Dibromoethane	ND		ug/l	1.0	--	1
1,3-Dichloropropane	ND		ug/l	1.0	--	1
1,1,1,2-Tetrachloroethane	ND		ug/l	0.50	--	1
Bromobenzene	ND		ug/l	1.0	--	1
n-Butylbenzene	ND		ug/l	0.50	--	1
sec-Butylbenzene	ND		ug/l	0.50	--	1
tert-Butylbenzene	ND		ug/l	1.0	--	1
o-Chlorotoluene	ND		ug/l	1.0	--	1
p-Chlorotoluene	ND		ug/l	1.0	--	1
1,2-Dibromo-3-chloropropane	ND		ug/l	1.0	--	1
Hexachlorobutadiene	ND		ug/l	0.50	--	1



Project Name: DUVALTEX GUILFORD
Project Number: 250321.01

Lab Number: L2537754
Report Date: 07/01/25

SAMPLE RESULTS

Lab ID: L2537754-06
 Client ID: SWX10X006
 Sample Location: GUILFORD

Date Collected: 06/16/25 14:40
 Date Received: 06/16/25
 Field Prep: Not Specified

Sample Depth:

Parameter	Result	Qualifier	Units	RL	MDL	Dilution Factor
Volatile Organics by GC/MS - Westborough Lab						
Isopropylbenzene	ND		ug/l	0.50	--	1
p-Isopropyltoluene	ND		ug/l	0.50	--	1
Naphthalene	ND		ug/l	1.0	--	1
n-Propylbenzene	ND		ug/l	0.50	--	1
1,2,3-Trichlorobenzene	ND		ug/l	1.0	--	1
1,2,4-Trichlorobenzene	ND		ug/l	1.0	--	1
1,3,5-Trimethylbenzene	ND		ug/l	1.0	--	1
1,2,4-Trimethylbenzene	ND		ug/l	1.0	--	1
trans-1,4-Dichloro-2-butene	ND		ug/l	2.5	--	1
Ethyl ether	ND		ug/l	1.0	--	1

Surrogate	% Recovery	Qualifier	Acceptance Criteria
1,2-Dichloroethane-d4	100		70-130
Toluene-d8	101		70-130
4-Bromofluorobenzene	120		70-130
Dibromofluoromethane	112		70-130

Project Name: DUVALTEX GUILFORD
Project Number: 250321.01

Lab Number: L2537754
Report Date: 07/01/25

SAMPLE RESULTS

Lab ID: L2537754-07
 Client ID: BTXXXX00D
 Sample Location: GUILFORD

Date Collected: 06/16/25 15:00
 Date Received: 06/16/25
 Field Prep: Not Specified

Sample Depth:

Matrix: Trip Blank (Aqueous)
 Analytical Method: 1,8260D
 Analytical Date: 06/28/25 13:12
 Analyst: KAB

Parameter	Result	Qualifier	Units	RL	MDL	Dilution Factor
Volatile Organics by GC/MS - Westborough Lab						
Methylene chloride	ND		ug/l	3.0	--	1
1,1-Dichloroethane	ND		ug/l	0.75	--	1
Chloroform	ND		ug/l	0.75	--	1
Carbon tetrachloride	ND		ug/l	0.50	--	1
1,2-Dichloropropane	ND		ug/l	1.0	--	1
Dibromochloromethane	ND		ug/l	0.50	--	1
1,1,2-Trichloroethane	ND		ug/l	0.75	--	1
Tetrachloroethene	ND		ug/l	0.50	--	1
Chlorobenzene	ND		ug/l	0.50	--	1
Trichlorofluoromethane	ND		ug/l	1.0	--	1
1,2-Dichloroethane	ND		ug/l	0.50	--	1
1,1,1-Trichloroethane	ND		ug/l	0.50	--	1
Bromodichloromethane	ND		ug/l	0.50	--	1
trans-1,3-Dichloropropene	ND		ug/l	0.50	--	1
cis-1,3-Dichloropropene	ND		ug/l	0.50	--	1
1,3-Dichloropropene, Total	ND		ug/l	0.50	--	1
1,1-Dichloropropene	ND		ug/l	1.0	--	1
Bromoform	ND		ug/l	1.0	--	1
1,1,2,2-Tetrachloroethane	ND		ug/l	0.50	--	1
Benzene	ND		ug/l	0.50	--	1
Toluene	ND		ug/l	0.75	--	1
Ethylbenzene	ND		ug/l	0.50	--	1
Chloromethane	ND		ug/l	2.0	--	1
Bromomethane	ND		ug/l	1.0	--	1
Vinyl chloride	ND		ug/l	0.20	--	1
Chloroethane	ND		ug/l	1.0	--	1
1,1-Dichloroethene	ND		ug/l	0.50	--	1
trans-1,2-Dichloroethene	ND		ug/l	0.75	--	1

Project Name: DUVALTEX GUILFORD
Project Number: 250321.01

Lab Number: L2537754
Report Date: 07/01/25

SAMPLE RESULTS

Lab ID: L2537754-07
 Client ID: BTXXXX00D
 Sample Location: GUILFORD

Date Collected: 06/16/25 15:00
 Date Received: 06/16/25
 Field Prep: Not Specified

Sample Depth:

Parameter	Result	Qualifier	Units	RL	MDL	Dilution Factor
Volatile Organics by GC/MS - Westborough Lab						
1,2-Dichloroethene, Total	ND		ug/l	0.50	--	1
Trichloroethene	ND		ug/l	0.50	--	1
1,2-Dichlorobenzene	ND		ug/l	1.0	--	1
1,3-Dichlorobenzene	ND		ug/l	1.0	--	1
1,4-Dichlorobenzene	ND		ug/l	1.0	--	1
Methyl tert butyl ether	ND		ug/l	1.0	--	1
p/m-Xylene	ND		ug/l	1.0	--	1
o-Xylene	ND		ug/l	1.0	--	1
Xylenes, Total	ND		ug/l	1.0	--	1
cis-1,2-Dichloroethene	ND		ug/l	0.50	--	1
Dibromomethane	ND		ug/l	1.0	--	1
1,4-Dichlorobutane	ND		ug/l	5.0	--	1
1,2,3-Trichloropropane	ND		ug/l	1.0	--	1
Styrene	ND		ug/l	1.0	--	1
Dichlorodifluoromethane	ND		ug/l	2.0	--	1
Acetone	ND		ug/l	5.0	--	1
Carbon disulfide	ND		ug/l	1.0	--	1
2-Butanone	ND		ug/l	5.0	--	1
Vinyl acetate	ND		ug/l	5.0	--	1
4-Methyl-2-pentanone	ND		ug/l	5.0	--	1
2-Hexanone	ND		ug/l	5.0	--	1
Ethyl methacrylate	ND		ug/l	5.0	--	1
Acrylonitrile	ND		ug/l	5.0	--	1
Bromochloromethane	ND		ug/l	1.0	--	1
Tetrahydrofuran	ND		ug/l	2.0	--	1
2,2-Dichloropropane	ND		ug/l	1.0	--	1
1,2-Dibromoethane	ND		ug/l	1.0	--	1
1,3-Dichloropropane	ND		ug/l	1.0	--	1
1,1,1,2-Tetrachloroethane	ND		ug/l	0.50	--	1
Bromobenzene	ND		ug/l	1.0	--	1
n-Butylbenzene	ND		ug/l	0.50	--	1
sec-Butylbenzene	ND		ug/l	0.50	--	1
tert-Butylbenzene	ND		ug/l	1.0	--	1
o-Chlorotoluene	ND		ug/l	1.0	--	1
p-Chlorotoluene	ND		ug/l	1.0	--	1
1,2-Dibromo-3-chloropropane	ND		ug/l	1.0	--	1
Hexachlorobutadiene	ND		ug/l	0.50	--	1



Project Name: DUVALTEX GUILFORD
Project Number: 250321.01

Lab Number: L2537754
Report Date: 07/01/25

SAMPLE RESULTS

Lab ID: L2537754-07
 Client ID: BTXXXX00D
 Sample Location: GUILFORD

Date Collected: 06/16/25 15:00
 Date Received: 06/16/25
 Field Prep: Not Specified

Sample Depth:

Parameter	Result	Qualifier	Units	RL	MDL	Dilution Factor
Volatile Organics by GC/MS - Westborough Lab						
Isopropylbenzene	ND		ug/l	0.50	--	1
p-Isopropyltoluene	ND		ug/l	0.50	--	1
Naphthalene	ND		ug/l	1.0	--	1
n-Propylbenzene	ND		ug/l	0.50	--	1
1,2,3-Trichlorobenzene	ND		ug/l	1.0	--	1
1,2,4-Trichlorobenzene	ND		ug/l	1.0	--	1
1,3,5-Trimethylbenzene	ND		ug/l	1.0	--	1
1,2,4-Trimethylbenzene	ND		ug/l	1.0	--	1
trans-1,4-Dichloro-2-butene	ND		ug/l	2.5	--	1
Ethyl ether	ND		ug/l	1.0	--	1

Surrogate	% Recovery	Qualifier	Acceptance Criteria
1,2-Dichloroethane-d4	103		70-130
Toluene-d8	102		70-130
4-Bromofluorobenzene	110		70-130
Dibromofluoromethane	112		70-130

Project Name: DUVALTEX GUILFORD
Project Number: 250321.01

Lab Number: L2537754
Report Date: 07/01/25

SAMPLE RESULTS

Lab ID: L2537754-08
 Client ID: FBXX1X007
 Sample Location: GUILFORD

Date Collected: 06/16/25 13:00
 Date Received: 06/16/25
 Field Prep: Not Specified

Sample Depth:

Matrix: Water
 Analytical Method: 1,8260D
 Analytical Date: 06/28/25 13:34
 Analyst: KAB

Parameter	Result	Qualifier	Units	RL	MDL	Dilution Factor
Volatile Organics by GC/MS - Westborough Lab						
Methylene chloride	ND		ug/l	3.0	--	1
1,1-Dichloroethane	ND		ug/l	0.75	--	1
Chloroform	ND		ug/l	0.75	--	1
Carbon tetrachloride	ND		ug/l	0.50	--	1
1,2-Dichloropropane	ND		ug/l	1.0	--	1
Dibromochloromethane	ND		ug/l	0.50	--	1
1,1,2-Trichloroethane	ND		ug/l	0.75	--	1
Tetrachloroethene	ND		ug/l	0.50	--	1
Chlorobenzene	ND		ug/l	0.50	--	1
Trichlorofluoromethane	ND		ug/l	1.0	--	1
1,2-Dichloroethane	ND		ug/l	0.50	--	1
1,1,1-Trichloroethane	ND		ug/l	0.50	--	1
Bromodichloromethane	ND		ug/l	0.50	--	1
trans-1,3-Dichloropropene	ND		ug/l	0.50	--	1
cis-1,3-Dichloropropene	ND		ug/l	0.50	--	1
1,3-Dichloropropene, Total	ND		ug/l	0.50	--	1
1,1-Dichloropropene	ND		ug/l	1.0	--	1
Bromoform	ND		ug/l	1.0	--	1
1,1,2,2-Tetrachloroethane	ND		ug/l	0.50	--	1
Benzene	ND		ug/l	0.50	--	1
Toluene	ND		ug/l	0.75	--	1
Ethylbenzene	ND		ug/l	0.50	--	1
Chloromethane	ND		ug/l	2.0	--	1
Bromomethane	ND		ug/l	1.0	--	1
Vinyl chloride	ND		ug/l	0.20	--	1
Chloroethane	ND		ug/l	1.0	--	1
1,1-Dichloroethene	ND		ug/l	0.50	--	1
trans-1,2-Dichloroethene	ND		ug/l	0.75	--	1

Project Name: DUVALTEX GUILFORD
Project Number: 250321.01

Lab Number: L2537754
Report Date: 07/01/25

SAMPLE RESULTS

Lab ID: L2537754-08
 Client ID: FBXX1X007
 Sample Location: GUILFORD

Date Collected: 06/16/25 13:00
 Date Received: 06/16/25
 Field Prep: Not Specified

Sample Depth:

Parameter	Result	Qualifier	Units	RL	MDL	Dilution Factor
Volatile Organics by GC/MS - Westborough Lab						
1,2-Dichloroethene, Total	ND		ug/l	0.50	--	1
Trichloroethene	ND		ug/l	0.50	--	1
1,2-Dichlorobenzene	ND		ug/l	1.0	--	1
1,3-Dichlorobenzene	ND		ug/l	1.0	--	1
1,4-Dichlorobenzene	ND		ug/l	1.0	--	1
Methyl tert butyl ether	ND		ug/l	1.0	--	1
p/m-Xylene	ND		ug/l	1.0	--	1
o-Xylene	ND		ug/l	1.0	--	1
Xylenes, Total	ND		ug/l	1.0	--	1
cis-1,2-Dichloroethene	ND		ug/l	0.50	--	1
Dibromomethane	ND		ug/l	1.0	--	1
1,4-Dichlorobutane	ND		ug/l	5.0	--	1
1,2,3-Trichloropropane	ND		ug/l	1.0	--	1
Styrene	ND		ug/l	1.0	--	1
Dichlorodifluoromethane	ND		ug/l	2.0	--	1
Acetone	ND		ug/l	5.0	--	1
Carbon disulfide	ND		ug/l	1.0	--	1
2-Butanone	ND		ug/l	5.0	--	1
Vinyl acetate	ND		ug/l	5.0	--	1
4-Methyl-2-pentanone	ND		ug/l	5.0	--	1
2-Hexanone	ND		ug/l	5.0	--	1
Ethyl methacrylate	ND		ug/l	5.0	--	1
Acrylonitrile	ND		ug/l	5.0	--	1
Bromochloromethane	ND		ug/l	1.0	--	1
Tetrahydrofuran	ND		ug/l	2.0	--	1
2,2-Dichloropropane	ND		ug/l	1.0	--	1
1,2-Dibromoethane	ND		ug/l	1.0	--	1
1,3-Dichloropropane	ND		ug/l	1.0	--	1
1,1,1,2-Tetrachloroethane	ND		ug/l	0.50	--	1
Bromobenzene	ND		ug/l	1.0	--	1
n-Butylbenzene	ND		ug/l	0.50	--	1
sec-Butylbenzene	ND		ug/l	0.50	--	1
tert-Butylbenzene	ND		ug/l	1.0	--	1
o-Chlorotoluene	ND		ug/l	1.0	--	1
p-Chlorotoluene	ND		ug/l	1.0	--	1
1,2-Dibromo-3-chloropropane	ND		ug/l	1.0	--	1
Hexachlorobutadiene	ND		ug/l	0.50	--	1



Project Name: DUVALTEX GUILFORD
Project Number: 250321.01

Lab Number: L2537754
Report Date: 07/01/25

SAMPLE RESULTS

Lab ID: L2537754-08
 Client ID: FBXX1X007
 Sample Location: GUILFORD

Date Collected: 06/16/25 13:00
 Date Received: 06/16/25
 Field Prep: Not Specified

Sample Depth:

Parameter	Result	Qualifier	Units	RL	MDL	Dilution Factor
Volatile Organics by GC/MS - Westborough Lab						
Isopropylbenzene	ND		ug/l	0.50	--	1
p-Isopropyltoluene	ND		ug/l	0.50	--	1
Naphthalene	ND		ug/l	1.0	--	1
n-Propylbenzene	ND		ug/l	0.50	--	1
1,2,3-Trichlorobenzene	ND		ug/l	1.0	--	1
1,2,4-Trichlorobenzene	ND		ug/l	1.0	--	1
1,3,5-Trimethylbenzene	ND		ug/l	1.0	--	1
1,2,4-Trimethylbenzene	ND		ug/l	1.0	--	1
trans-1,4-Dichloro-2-butene	ND		ug/l	2.5	--	1
Ethyl ether	ND		ug/l	1.0	--	1

Surrogate	% Recovery	Qualifier	Acceptance Criteria
1,2-Dichloroethane-d4	101		70-130
Toluene-d8	96		70-130
4-Bromofluorobenzene	112		70-130
Dibromofluoromethane	108		70-130

Project Name: DUVALTEX GUILFORD
Project Number: 250321.01

Lab Number: L2537754
Report Date: 07/01/25

Method Blank Analysis
Batch Quality Control

Analytical Method: 1,8260D
Analytical Date: 06/28/25 10:16
Analyst: PID

Parameter	Result	Qualifier	Units	RL	MDL
Volatile Organics by GC/MS - Westborough Lab for sample(s): 01-08 Batch: WG2085067-5					
Methylene chloride	ND		ug/l	3.0	--
1,1-Dichloroethane	ND		ug/l	0.75	--
Chloroform	ND		ug/l	0.75	--
Carbon tetrachloride	ND		ug/l	0.50	--
1,2-Dichloropropane	ND		ug/l	1.0	--
Dibromochloromethane	ND		ug/l	0.50	--
1,1,2-Trichloroethane	ND		ug/l	0.75	--
Tetrachloroethene	ND		ug/l	0.50	--
Chlorobenzene	ND		ug/l	0.50	--
Trichlorofluoromethane	ND		ug/l	1.0	--
1,2-Dichloroethane	ND		ug/l	0.50	--
1,1,1-Trichloroethane	ND		ug/l	0.50	--
Bromodichloromethane	ND		ug/l	0.50	--
trans-1,3-Dichloropropene	ND		ug/l	0.50	--
cis-1,3-Dichloropropene	ND		ug/l	0.50	--
1,3-Dichloropropene, Total	ND		ug/l	0.50	--
1,1-Dichloropropene	ND		ug/l	1.0	--
Bromoform	ND		ug/l	1.0	--
1,1,2,2-Tetrachloroethane	ND		ug/l	0.50	--
Benzene	ND		ug/l	0.50	--
Toluene	ND		ug/l	0.75	--
Ethylbenzene	ND		ug/l	0.50	--
Chloromethane	ND		ug/l	2.0	--
Bromomethane	ND		ug/l	1.0	--
Vinyl chloride	ND		ug/l	0.20	--
Chloroethane	ND		ug/l	1.0	--
1,1-Dichloroethene	ND		ug/l	0.50	--
trans-1,2-Dichloroethene	ND		ug/l	0.75	--
1,2-Dichloroethene, Total	ND		ug/l	0.50	--

Project Name: DUVALTEX GUILFORD
Project Number: 250321.01

Lab Number: L2537754
Report Date: 07/01/25

Method Blank Analysis
Batch Quality Control

Analytical Method: 1,8260D
Analytical Date: 06/28/25 10:16
Analyst: PID

Parameter	Result	Qualifier	Units	RL	MDL
Volatile Organics by GC/MS - Westborough Lab for sample(s): 01-08 Batch: WG2085067-5					
Trichloroethene	ND		ug/l	0.50	--
1,2-Dichlorobenzene	ND		ug/l	1.0	--
1,3-Dichlorobenzene	ND		ug/l	1.0	--
1,4-Dichlorobenzene	ND		ug/l	1.0	--
Methyl tert butyl ether	ND		ug/l	1.0	--
p/m-Xylene	ND		ug/l	1.0	--
o-Xylene	ND		ug/l	1.0	--
Xylenes, Total	ND		ug/l	1.0	--
cis-1,2-Dichloroethene	ND		ug/l	0.50	--
Dibromomethane	ND		ug/l	1.0	--
1,4-Dichlorobutane	ND		ug/l	5.0	--
1,2,3-Trichloropropane	ND		ug/l	1.0	--
Styrene	ND		ug/l	1.0	--
Dichlorodifluoromethane	ND		ug/l	2.0	--
Acetone	ND		ug/l	5.0	--
Carbon disulfide	ND		ug/l	1.0	--
2-Butanone	ND		ug/l	5.0	--
Vinyl acetate	ND		ug/l	5.0	--
4-Methyl-2-pentanone	ND		ug/l	5.0	--
2-Hexanone	ND		ug/l	5.0	--
Ethyl methacrylate	ND		ug/l	5.0	--
Acrylonitrile	ND		ug/l	5.0	--
Bromochloromethane	ND		ug/l	1.0	--
Tetrahydrofuran	ND		ug/l	2.0	--
2,2-Dichloropropane	ND		ug/l	1.0	--
1,2-Dibromoethane	ND		ug/l	1.0	--
1,3-Dichloropropane	ND		ug/l	1.0	--
1,1,1,2-Tetrachloroethane	ND		ug/l	0.50	--
Bromobenzene	ND		ug/l	1.0	--

Project Name: DUVALTEX GUILFORD
Project Number: 250321.01

Lab Number: L2537754
Report Date: 07/01/25

Method Blank Analysis
Batch Quality Control

Analytical Method: 1,8260D
Analytical Date: 06/28/25 10:16
Analyst: PID

Parameter	Result	Qualifier	Units	RL	MDL
Volatile Organics by GC/MS - Westborough Lab for sample(s): 01-08 Batch: WG2085067-5					
n-Butylbenzene	ND		ug/l	0.50	--
sec-Butylbenzene	ND		ug/l	0.50	--
tert-Butylbenzene	ND		ug/l	1.0	--
o-Chlorotoluene	ND		ug/l	1.0	--
p-Chlorotoluene	ND		ug/l	1.0	--
1,2-Dibromo-3-chloropropane	ND		ug/l	1.0	--
Hexachlorobutadiene	ND		ug/l	0.50	--
Isopropylbenzene	ND		ug/l	0.50	--
p-Isopropyltoluene	ND		ug/l	0.50	--
Naphthalene	ND		ug/l	1.0	--
n-Propylbenzene	ND		ug/l	0.50	--
1,2,3-Trichlorobenzene	ND		ug/l	1.0	--
1,2,4-Trichlorobenzene	ND		ug/l	1.0	--
1,3,5-Trimethylbenzene	ND		ug/l	1.0	--
1,2,4-Trimethylbenzene	ND		ug/l	1.0	--
trans-1,4-Dichloro-2-butene	ND		ug/l	2.5	--
Ethyl ether	ND		ug/l	1.0	--
Methyl cyclohexane	ND		ug/l	10	--
1,2,4,5-Tetramethylbenzene	ND		ug/l	2.0	--

Surrogate	%Recovery	Qualifier	Acceptance Criteria
1,2-Dichloroethane-d4	98		70-130
Toluene-d8	99		70-130
4-Bromofluorobenzene	108		70-130
Dibromofluoromethane	106		70-130

Lab Control Sample Analysis Batch Quality Control

Project Name: DUVALTEX GUILFORD

Lab Number: L2537754

Project Number: 250321.01

Report Date: 07/01/25

Parameter	LCS %Recovery	Qual	LCSD %Recovery	Qual	%Recovery Limits	RPD	Qual	RPD Limits
Volatile Organics by GC/MS - Westborough Lab Associated sample(s): 01-08 Batch: WG2085067-3 WG2085067-4								
Methylene chloride	98		89		70-130	10		20
1,1-Dichloroethane	99		89		70-130	11		20
Chloroform	100		90		70-130	11		20
Carbon tetrachloride	110		100		63-132	10		20
1,2-Dichloropropane	96		87		70-130	10		20
Dibromochloromethane	110		96		63-130	14		20
1,1,2-Trichloroethane	100		89		70-130	12		20
Tetrachloroethene	110		97		70-130	13		20
Chlorobenzene	110		95		75-130	15		25
Trichlorofluoromethane	82		80		62-150	2		20
1,2-Dichloroethane	98		91		70-130	7		20
1,1,1-Trichloroethane	110		100		67-130	10		20
Bromodichloromethane	110		96		67-130	14		20
trans-1,3-Dichloropropene	110		98		70-130	12		20
cis-1,3-Dichloropropene	100		94		70-130	6		20
1,1-Dichloropropene	99		91		70-130	8		20
Bromoform	100		85		54-136	16		20
1,1,2,2-Tetrachloroethane	100		88		67-130	13		20
Benzene	100		90		70-130	11		25
Toluene	110		94		70-130	16		25
Ethylbenzene	110		94		70-130	16		20
Chloromethane	87		77		64-130	12		20
Bromomethane	67		59		39-139	13		20

Lab Control Sample Analysis Batch Quality Control

Project Name: DUVALTEX GUILFORD

Lab Number: L2537754

Project Number: 250321.01

Report Date: 07/01/25

Parameter	LCS %Recovery	Qual	LCSD %Recovery	Qual	%Recovery Limits	RPD	Qual	RPD Limits
Volatile Organics by GC/MS - Westborough Lab Associated sample(s): 01-08 Batch: WG2085067-3 WG2085067-4								
Vinyl chloride	94		84		55-140	11		20
Chloroethane	91		82		55-138	10		20
1,1-Dichloroethene	87		79		61-145	10		25
trans-1,2-Dichloroethene	110		100		70-130	10		20
Trichloroethene	110		96		70-130	14		25
1,2-Dichlorobenzene	110		94		70-130	16		20
1,3-Dichlorobenzene	110		94		70-130	16		20
1,4-Dichlorobenzene	110		92		70-130	18		20
Methyl tert butyl ether	91		84		63-130	8		20
p/m-Xylene	100		90		70-130	11		20
o-Xylene	100		85		70-130	16		20
cis-1,2-Dichloroethene	110		94		70-130	16		20
Dibromomethane	100		99		70-130	1		20
1,4-Dichlorobutane	92		78		70-130	16		20
1,2,3-Trichloropropane	100		82		64-130	20		20
Styrene	90		75		70-130	18		20
Dichlorodifluoromethane	120		110		36-147	9		20
Acetone	88		80		58-148	10		20
Carbon disulfide	96		86		51-130	11		20
2-Butanone	77		63		63-138	20		20
Vinyl acetate	87		79		70-130	10		20
4-Methyl-2-pentanone	84		67		59-130	23	Q	20
2-Hexanone	68		61		57-130	11		20

Lab Control Sample Analysis Batch Quality Control

Project Name: DUVALTEX GUILFORD

Lab Number: L2537754

Project Number: 250321.01

Report Date: 07/01/25

Parameter	LCS %Recovery	Qual	LCSD %Recovery	Qual	%Recovery Limits	RPD	Qual	RPD Limits
Volatile Organics by GC/MS - Westborough Lab Associated sample(s): 01-08 Batch: WG2085067-3 WG2085067-4								
Ethyl methacrylate	83		75		70-130	10		20
Acrylonitrile	86		67	Q	70-130	25	Q	20
Bromochloromethane	99		90		70-130	10		20
Tetrahydrofuran	76		68		58-130	11		20
2,2-Dichloropropane	120		110		63-133	9		20
1,2-Dibromoethane	110		100		70-130	10		20
1,3-Dichloropropane	100		88		70-130	13		20
1,1,1,2-Tetrachloroethane	120		97		64-130	21	Q	20
Bromobenzene	110		91		70-130	19		20
n-Butylbenzene	110		95		53-136	15		20
sec-Butylbenzene	110		95		70-130	15		20
tert-Butylbenzene	110		94		70-130	16		20
o-Chlorotoluene	110		95		70-130	15		20
p-Chlorotoluene	110		95		70-130	15		20
1,2-Dibromo-3-chloropropane	110		98		41-144	12		20
Hexachlorobutadiene	110		98		63-130	12		20
Isopropylbenzene	110		92		70-130	18		20
p-Isopropyltoluene	100		88		70-130	13		20
Naphthalene	110		92		70-130	18		20
n-Propylbenzene	110		93		69-130	17		20
1,2,3-Trichlorobenzene	110		95		70-130	15		20
1,2,4-Trichlorobenzene	110		92		70-130	18		20
1,3,5-Trimethylbenzene	110		92		64-130	18		20

Lab Control Sample Analysis
Batch Quality Control

Project Name: DUVALTEX GUILFORD

Lab Number: L2537754

Project Number: 250321.01

Report Date: 07/01/25

Parameter	LCS %Recovery	Qual	LCSD %Recovery	Qual	%Recovery Limits	RPD	Qual	RPD Limits
Volatile Organics by GC/MS - Westborough Lab Associated sample(s): 01-08 Batch: WG2085067-3 WG2085067-4								
1,2,4-Trimethylbenzene	110		93		70-130	17		20
trans-1,4-Dichloro-2-butene	87		72		70-130	19		20
Ethyl ether	78		70		59-134	11		20
Methyl cyclohexane	88		87		70-130	1		20
1,2,4,5-Tetramethylbenzene	110		88		70-130	22	Q	20

Surrogate	LCS %Recovery	Qual	LCSD %Recovery	Qual	Acceptance Criteria
1,2-Dichloroethane-d4	93		98		70-130
Toluene-d8	101		101		70-130
4-Bromofluorobenzene	104		107		70-130
Dibromofluoromethane	100		99		70-130

Project Name: DUVALTEX GUILFORD**Lab Number:** L2537754**Project Number:** 250321.01**Report Date:** 07/01/25**Sample Receipt and Container Information**

Were project specific reporting limits specified?

YES

Cooler Information

Cooler	Custody Seal
A	Absent

Container Information

Container ID	Container Type	Cooler	Initial pH	Final pH	Temp deg C	Pres	Seal	Frozen Date/Time	Analysis(*)
L2537754-01A	Vial HCl preserved	NA	NA			Y	Absent		ME-8260(14)
L2537754-01B	Vial HCl preserved	NA	NA			Y	Absent		ME-8260(14)
L2537754-01C	Vial HCl preserved	NA	NA			Y	Absent		ME-8260(14)
L2537754-02A	Vial HCl preserved	NA	NA			Y	Absent		ME-8260(14)
L2537754-02B	Vial HCl preserved	NA	NA			Y	Absent		ME-8260(14)
L2537754-02C	Vial HCl preserved	NA	NA			Y	Absent		ME-8260(14)
L2537754-03A	Vial HCl preserved	NA	NA			Y	Absent		ME-8260(14)
L2537754-03B	Vial HCl preserved	NA	NA			Y	Absent		ME-8260(14)
L2537754-03C	Vial HCl preserved	NA	NA			Y	Absent		ME-8260(14)
L2537754-04A	Vial HCl preserved	NA	NA			Y	Absent		ME-8260(14)
L2537754-04B	Vial HCl preserved	NA	NA			Y	Absent		ME-8260(14)
L2537754-04C	Vial HCl preserved	NA	NA			Y	Absent		ME-8260(14)
L2537754-05A	Vial HCl preserved	NA	NA			Y	Absent		ME-8260(14)
L2537754-05B	Vial HCl preserved	NA	NA			Y	Absent		ME-8260(14)
L2537754-05C	Vial HCl preserved	NA	NA			Y	Absent		ME-8260(14)
L2537754-06A	Vial HCl preserved	NA	NA			Y	Absent		ME-8260(14)
L2537754-06B	Vial HCl preserved	NA	NA			Y	Absent		ME-8260(14)
L2537754-06C	Vial HCl preserved	NA	NA			Y	Absent		ME-8260(14)
L2537754-07A	Vial HCl preserved	NA	NA			Y	Absent		ME-8260(14)
L2537754-07B	Vial HCl preserved	NA	NA			Y	Absent		ME-8260(14)
L2537754-07C	Vial HCl preserved	NA	NA			Y	Absent		ME-8260(14)
L2537754-08A	Vial HCl preserved	NA	NA			Y	Absent		ME-8260(14)
L2537754-08B	Vial HCl preserved	NA	NA			Y	Absent		ME-8260(14)

Project Name: DUVALTEX GUILFORD

Project Number: 250321.01

Serial_No:07012514:58

Lab Number: L2537754

Report Date: 07/01/25

Container Information

Container ID	Container Type	Cooler	Initial pH	Final pH	Temp deg C	Pres	Seal	Frozen Date/Time	Analysis(*)
L2537754-08C	Vial HCl preserved	NA	NA			Y	Absent		ME-8260(14)

Project Name: DUVALTEX GUILFORD
Project Number: 250321.01

Lab Number: L2537754
Report Date: 07/01/25

GLOSSARY

Acronyms

DL	- Detection Limit: This value represents the level to which target analyte concentrations are reported as estimated values, when those target analyte concentrations are quantified below the limit of quantitation (LOQ). The DL includes any adjustments from dilutions, concentrations or moisture content, where applicable. (DoD report formats only.)
EDL	- Estimated Detection Limit: This value represents the level to which target analyte concentrations are reported as estimated values, when those target analyte concentrations are quantified below the reporting limit (RL). The EDL includes any adjustments from dilutions, concentrations or moisture content, where applicable. The use of EDLs is specific to the analysis of PAHs using Solid-Phase Microextraction (SPME).
EMPC	- Estimated Maximum Possible Concentration: The concentration that results from the signal present at the retention time of an analyte when the ions meet all of the identification criteria except the ion abundance ratio criteria. An EMPC is a worst-case estimate of the concentration.
EPA	- Environmental Protection Agency.
LCS	- Laboratory Control Sample: A sample matrix, free from the analytes of interest, spiked with verified known amounts of analytes or a material containing known and verified amounts of analytes.
LCSD	- Laboratory Control Sample Duplicate: Refer to LCS.
LFB	- Laboratory Fortified Blank: A sample matrix, free from the analytes of interest, spiked with verified known amounts of analytes or a material containing known and verified amounts of analytes.
LOD	- Limit of Detection: This value represents the level to which a target analyte can reliably be detected for a specific analyte in a specific matrix by a specific method. The LOD includes any adjustments from dilutions, concentrations or moisture content, where applicable. (DoD report formats only.)
LOQ	- Limit of Quantitation: The value at which an instrument can accurately measure an analyte at a specific concentration. The LOQ includes any adjustments from dilutions, concentrations or moisture content, where applicable. (DoD report formats only.) Limit of Quantitation: The value at which an instrument can accurately measure an analyte at a specific concentration. The LOQ includes any adjustments from dilutions, concentrations or moisture content, where applicable. (DoD report formats only.)
MDL	- Method Detection Limit: This value represents the level to which target analyte concentrations are reported as estimated values, when those target analyte concentrations are quantified below the reporting limit (RL). The MDL includes any adjustments from dilutions, concentrations or moisture content, where applicable.
MS	- Matrix Spike Sample: A sample prepared by adding a known mass of target analyte to a specified amount of matrix sample for which an independent estimate of target analyte concentration is available. For Method 332.0, the spike recovery is calculated using the native concentration, including estimated values.
MSD	- Matrix Spike Sample Duplicate: Refer to MS.
NA	- Not Applicable.
NC	- Not Calculated: Term is utilized when one or more of the results utilized in the calculation are non-detect at the parameter's reporting unit.
NDPA/DPA	- N-Nitrosodiphenylamine/Diphenylamine.
NI	- Not Ignitable.
NP	- Non-Plastic: Term is utilized for the analysis of Atterberg Limits in soil.
NR	- No Results: Term is utilized when 'No Target Compounds Requested' is reported for the analysis of Volatile or Semivolatile Organic TIC only requests.
RL	- Reporting Limit: The value at which an instrument can accurately measure an analyte at a specific concentration. The RL includes any adjustments from dilutions, concentrations or moisture content, where applicable.
RPD	- Relative Percent Difference: The results from matrix and/or matrix spike duplicates are primarily designed to assess the precision of analytical results in a given matrix and are expressed as relative percent difference (RPD). Values which are less than five times the reporting limit for any individual parameter are evaluated by utilizing the absolute difference between the values; although the RPD value will be provided in the report.
SRM	- Standard Reference Material: A reference sample of a known or certified value that is of the same or similar matrix as the associated field samples.
STLP	- Semi-dynamic Tank Leaching Procedure per EPA Method 1315.
TEF	- Toxic Equivalency Factors: The values assigned to each dioxin and furan to evaluate their toxicity relative to 2,3,7,8-TCDD.
TEQ	- Toxic Equivalent: The measure of a sample's toxicity derived by multiplying each dioxin and furan by its corresponding TEF and then summing the resulting values.
TIC	- Tentatively Identified Compound: A compound that has been identified to be present and is not part of the target compound list (TCL) for the method and/or program. All TICs are qualitatively identified and reported as estimated concentrations.

Report Format: Data Usability Report



Project Name: DUVALTEX GUILFORD
Project Number: 250321.01

Lab Number: L2537754
Report Date: 07/01/25

Footnotes

- 1 - The reference for this analyte should be considered modified since this analyte is absent from the target analyte list of the original method.

Terms

Analytical Method: Both the document from which the method originates and the analytical reference method. (Example: EPA 8260B is shown as 1,8260B.) The codes for the reference method documents are provided in the References section of the Addendum.

Chlordane: The target compound Chlordane (CAS No. 57-74-9) is reported for GC ECD analyses. Per EPA, this compound "refers to a mixture of chlordane isomers, other chlorinated hydrocarbons and numerous other components." (Reference: USEPA Toxicological Review of Chlordane, In Support of Summary Information on the Integrated Risk Information System (IRIS), December 1997.)

Difference: With respect to Total Oxidizable Precursor (TOP) Assay analysis, the difference is defined as the Post-Treatment value minus the Pre-Treatment value.

Final pH: As it pertains to Sample Receipt & Container Information section of the report, Final pH reflects pH of container determined after adjustment at the laboratory, if applicable. If no adjustment required, value reflects Initial pH.

Frozen Date/Time: With respect to Volatile Organics in soil, Frozen Date/Time reflects the date/time at which associated Reagent Water-preserved vials were initially frozen. Note: If frozen date/time is beyond 48 hours from sample collection, value will be reflected in 'bold'.

Gasoline Range Organics (GRO): Gasoline Range Organics (GRO) results include all chromatographic peaks eluting from Methyl tert butyl ether through Naphthalene, with the exception of GRO analysis in support of State of Ohio programs, which includes all chromatographic peaks eluting from Hexane through Dodecane.

Initial pH: As it pertains to Sample Receipt & Container Information section of the report, Initial pH reflects pH of container determined upon receipt, if applicable.

PAH Total: With respect to Alkylated PAH analyses, the 'PAHs, Total' result is defined as the summation of results for all or a subset of the following compounds: Naphthalene, C1-C4 Naphthalenes, 2-Methylnaphthalene, 1-Methylnaphthalene, Biphenyl, Acenaphthylene, Acenaphthene, Fluorene, C1-C3 Fluorenes, Phenanthrene, C1-C4 Phenanthrenes/Anthracenes, Anthracene, Fluoranthene, Pyrene, C1-C4 Fluoranthenes/Pyrenes, Benz(a)anthracene, Chrysene, C1-C4 Chrysenes, Benzo(b)fluoranthene, Benzo(j)+(k)fluoranthene, Benzo(e)pyrene, Benzo(a)pyrene, Perylene, Indeno(1,2,3-cd)pyrene, Dibenz(ah)+(ac)anthracene, Benzo(g,h,i)perylene. If a 'Total' result is requested, the results of its individual components will also be reported.

PFAS Total: With respect to PFAS analyses, the 'PFAS, Total (5)' result is defined as the summation of results for: PFHpA, PFHxS, PFOA, PFNA and PFOS. In addition, the 'PFAS, Total (6)' result is defined as the summation of results for: PFHpA, PFHxS, PFOA, PFNA, PFDA and PFOS. For MassDEP DW compliance analysis only, the 'PFAS, Total (6)' result is defined as the summation of results at or above the RL. Note: If a 'Total' result is requested, the results of its individual components will also be reported.

Total: With respect to Organic analyses, a 'Total' result is defined as the summation of results for individual isomers or Aroclors. If a 'Total' result is requested, the results of its individual components will also be reported. This is applicable to 'Total' results for methods 8260, 8081 and 8082.

Data Qualifiers

- A** - Spectra identified as "Aldol Condensates" are byproducts of the extraction/concentration procedures when acetone is introduced in the process.
- B** - The analyte was detected above the reporting limit in the associated method blank. Flag only applies to associated field samples that have detectable concentrations of the analyte at less than ten times (10x) the concentration found in the blank. For MCP-related projects, flag only applies to associated field samples that have detectable concentrations of the analyte at less than ten times (10x) the concentration found in the blank. For DOD-related projects, flag only applies to associated field samples that have detectable concentrations of the analyte at less than ten times (10x) the concentration found in the blank AND the analyte was detected above one-half the reporting limit (or above the reporting limit for common lab contaminants) in the associated method blank. For NJ-Air-related projects, flag only applies to associated field samples that have detectable concentrations of the analyte above the reporting limit. For NJ-related projects (excluding Air), flag only applies to associated field samples that have detectable concentrations of the analyte, which was detected above the reporting limit in the associated method blank or above five times the reporting limit for common lab contaminants (Phthalates, Acetone, Methylene Chloride, 2-Butanone).
- C** - Co-elution: The target analyte co-elutes with a known lab standard (i.e. surrogate, internal standards, etc.) for co-extracted analyses.
- D** - Concentration of analyte was quantified from diluted analysis. Flag only applies to field samples that have detectable concentrations of the analyte.
- E** - Concentration of analyte exceeds the range of the calibration curve and/or linear range of the instrument.
- F** - The ratio of quantifier ion response to qualifier ion response falls outside of the laboratory criteria. Results are considered to be an estimated maximum concentration.
- G** - The concentration may be biased high due to matrix interferences (i.e. co-elution) with non-target compound(s). The result should be considered estimated.
- H** - The analysis of pH was performed beyond the regulatory-required holding time of 15 minutes from the time of sample collection.
- I** - The lower value for the two columns has been reported due to obvious interference.
- J** - Estimated value. This represents an estimated concentration for Tentatively Identified Compounds (TICs).
- M** - Reporting Limit (RL) exceeds the MCP CAM Reporting Limit for this analyte.

Report Format: Data Usability Report



Project Name: DUVALTEX GUILFORD
Project Number: 250321.01

Lab Number: L2537754
Report Date: 07/01/25

Data Qualifiers

- ND** - Not detected at the reporting limit (RL) for the sample.
- NJ** - Presumptive evidence of compound. This represents an estimated concentration for Tentatively Identified Compounds (TICs), where the identification is based on a mass spectral library search.
- P** - The RPD between the results for the two columns exceeds the method-specified criteria.
- Q** - The quality control sample exceeds the associated acceptance criteria. For DOD-related projects, LCS and/or Continuing Calibration Standard exceedences are also qualified on all associated sample results. Note: This flag is not applicable for matrix spike recoveries when the sample concentration is greater than 4x the spike added or for batch duplicate RPD when the sample concentrations are less than 5x the RL. (Metals only.)
- R** - Analytical results are from sample re-analysis.
- RE** - Analytical results are from sample re-extraction.
- S** - Analytical results are from modified screening analysis.
- V** - The surrogate associated with this target analyte has a recovery outside the QC acceptance limits. (Applicable to MassDEP DW Compliance samples only.)
- Z** - The batch matrix spike and/or duplicate associated with this target analyte has a recovery/RPD outside the QC acceptance limits. (Applicable to MassDEP DW Compliance samples only.)

Project Name: DUVALTEX GUILFORD
Project Number: 250321.01

Lab Number: L2537754
Report Date: 07/01/25

REFERENCES

- 1 Test Methods for Evaluating Solid Waste: Physical/Chemical Methods. EPA SW-846. Third Edition. Updates I - VI, 2018.

LIMITATION OF LIABILITIES

Pace Analytical Services performs services with reasonable care and diligence normal to the analytical testing laboratory industry. In the event of an error, the sole and exclusive responsibility of Pace Analytical Services shall be to re-perform the work at it's own expense. In no event shall Pace Analytical Services be held liable for any incidental, consequential or special damages, including but not limited to, damages in any way connected with the use of, interpretation of, information or analysis provided by Pace Analytical Services.

We strongly urge our clients to comply with EPA protocol regarding sample volume, preservation, cooling, containers, sampling procedures, holding time and splitting of samples in the field.



Certification Information

The following analytes are not included in our Primary NELAP Scope of Accreditation:

Westborough Facility – 8 Walkup Dr. Westborough, MA 01581

EPA 624.1: m/p-xylene, o-xylene, Naphthalene

EPA 625.1: alpha-Terpineol

EPA 8260D: NPW: 1,2,4,5-Tetramethylbenzene; 4-Ethyltoluene; SCM: Iodomethane (methyl iodide), 1,2,4,5-Tetramethylbenzene; 4-Ethyltoluene.

EPA 8270E: NPW: Dimethylnaphthalene, 1,4-Diphenylhydrazine, alpha-Terpineol, Azobenzene; SCM: Dimethylnaphthalene, 1,4-Diphenylhydrazine.

SM4500: NPW: Amenable Cyanide; SCM: Total Phosphorus, TKN, NO₂, NO₃.

Mansfield Facility – 320 Forbes Blvd. Mansfield, MA 02048

SM 2540D: TSS.

EPA TO-15: Halothane, 2,4,4-Trimethyl-2-pentene, 2,4,4-Trimethyl-1-pentene, Thiophene, 2-Methylthiophene,

3-Methylthiophene, 2-Ethylthiophene, 1,2,3-Trimethylbenzene, Indan, Indene, 1,2,4,5-Tetramethylbenzene, Benzothiophene, 1-Methylnaphthalene.

MADEP-APH.

Nonpotable Water: EPA RSK-175 Dissolved Gases

Biological Tissue Matrix: EPA 3050B

Mansfield Facility – 120 Forbes Blvd. Mansfield, MA 02048

EPA TO-15: Halothane, 2,4,4-Trimethyl-2-pentene, 2,4,4-Trimethyl-1-pentene, Thiophene, 2-Methylthiophene,

3-Methylthiophene, 2-Ethylthiophene, 1,2,3-Trimethylbenzene, Indan, Indene, 1,2,4,5-Tetramethylbenzene, Benzothiophene, 1-Methylnaphthalene.

Nonpotable Water: EPA RSK-175 Dissolved Gases

The following test method is not included in our New Jersey Secondary NELAP Scope of Accreditation:

Mansfield Facility – 320 Forbes Blvd. Mansfield, MA 02048

Determination of Selected Perfluorinated Alkyl Substances by Solid Phase Extraction and Liquid Chromatography/Tandem Mass

Spectrometry Isotope Dilution (via Alpha SOP 23528)

The following analytes are included in our Massachusetts DEP Scope of Accreditation

Westborough Facility – 8 Walkup Dr. Westborough, MA 01581

Drinking Water

EPA 300.0: Chloride, Nitrate-N, Fluoride, Sulfate; **EPA 353.2:** Nitrate-N, Nitrite-N; **SM4500NO3-F:** Nitrate-N, Nitrite-N; **SM4500F-C, SM4500CN-CE,**

EPA 180.1, SM2130B, SM4500Cl-D, SM2320B, SM2540C, SM4500H-B, SM4500NO2-B

EPA 524.2: THMs and VOCs; **EPA 504.1:** EDB, DBCP.

Microbiology: SM9215B; SM9223-P/A, SM9223B-Colilert-QT, SM9222D.

Non-Potable Water

SM4500H,B, EPA 120.1, SM2510B, SM2540C, SM2320B, SM4500CL-E, SM4500F-BC, SM4500NH3-BH: Ammonia-N and Kjeldahl-N, **EPA 350.1:**

Ammonia-N, **LACHAT 10-107-06-1-B:** Ammonia-N, **EPA 351.1, SM4500NO3-F, EPA 353.2:** Nitrate-N, **SM4500P-E, SM4500P-B, E, SM4500SO4-E,**

SM5220D, EPA 410.4, SM5210B, SM5310C, SM4500CL-D, EPA 1664, EPA 420.1, SM4500-CN-CE, SM2540D, EPA 300: Chloride, Sulfate, Nitrate.

EPA 624.1: Volatile Halocarbons & Aromatics,

EPA 608.3: Chlordane, Toxaphene, Aldrin, alpha-BHC, beta-BHC, gamma-BHC, delta-BHC, Dieldrin, DDD, DDE, DDT, Endosulfan I, Endosulfan II,

Endosulfan sulfate, Endrin, Endrin Aldehyde, Heptachlor, Heptachlor Epoxide, PCBs

EPA 625.1: SVOC (Acid/Base/Neutral Extractables).

Microbiology: SM9223B-Colilert-QT; Enterolert-QT, EPA 1600, EPA 1603, SM9222D.

Mansfield Facility – 320 Forbes Blvd. Mansfield, MA 02048

Drinking Water

EPA 200.7: Al, Ba, Cd, Cr, Cu, Fe, Mn, Ni, Na, Ag, Ca, Zn. **EPA 200.8:** Al, Sb, As, Ba, Be, Cd, Cr, Cu, Pb, Mn, Ni, Se, Ag, TL, Zn. **EPA 245.1 Hg.**

EPA 522, EPA 537.1.

Non-Potable Water

EPA 200.7: Al, Sb, As, Be, Cd, Ca, Cr, Co, Cu, Fe, Pb, Mg, Mn, Mo, Ni, K, Se, Ag, Na, Sr, TL, Ti, V, Zn.

EPA 200.8: Al, Sb, As, Be, Cd, Cr, Cu, Fe, Pb, Mn, Ni, K, Se, Ag, Na, TL, Zn.

EPA 245.1 Hg.

SM2340B

Pace Analytical Services LLC

ID No.:17873

Facility: **Northeast**

Revision 27

Department: **Quality Assurance**

Published Date: 01/24/2025

Title: **Certificate/Approval Program Summary**

Page 2 of 2

Certification IDs:**Westborough Facility – 8 Walkup Dr. Westborough, MA 01581**

CT PH-0826, IL 200077, IN C-MA-03, KY JY98045, ME MA00086, MD 348, MA M-MA086, NH 2064, NJ MA935, NY 11148, NC (DW) 25700, NC (NPW/SCM) 666, OR MA-1316, PA 68-03671, RI LAO00065, TX T104704476, VT VT-0935, VA 460195

Mansfield Facility – 320 Forbes Blvd. Mansfield, MA 02048

CT PH-0825, ANAB/DoD L2474, IL 200081, IN C-MA-04, KY KY98046, LA 3090, ME MA00030, MI 9110, MN 025-999-495, NH 2062, NJ MA015, NY 11627, NC (NPW/SCM) 685, OR MA-0262, PA 68-02089, RI LAO00299, TX T-104704419, VT VT-0015, VA 460194, WA C954

Mansfield Facility – 120 Forbes Blvd. Mansfield, MA 02048

ANAB/DoD L2474, ME MA01156, MN 025-999-498, NH 2249, NJ MA025, NY 12191, OR 4203, TX T104704583, VA 460311, WA C1104.

For a complete listing of analytes and methods, please contact your Project Manager.



4 Blanchard Road, P.O. Box 85A
 Cumberland, ME 04021
 Tel: 207.829.5016 Fax: 207.829.5692
 smemaine.com

CHAIN OF CUSTODY RECORD

W2537754

Preservative

- A = No Pres., 4C
- B = HCL
- C = HNO3
- D = H2SO4
- E = NaOH
- F = MeOH
- G = DI WATER
- H = Trizma
- I = ZnAc/NaOH
- J = Na2S2O2
- K = Na2S2O3
- L = NaHSO4
- N = N/A
- O = Other

Client: Sevee & Maher Engineers Inc.	Project Name: Duvaltex Guilford	TURN-AROUND TIME <input checked="" type="checkbox"/> Standard <input type="checkbox"/> Rush
Address: 4 Blanchard Rd	Project Location: Guilford	PRESERVATION CODE
Town: Cumberland Center, Maine	Project Number: 250321.01	B
Phone: 207 829 5016	Project Manager: Lisa Jacob	ANALYSIS REQUIRED
Email: tew@smemaine.com	Quote #:	

Other Project Specific Requirements/Comment/Detection Limits:

VOA-8260

SAMPLE	COLLECTION		Sampler's Initials	MATRIX W - Water L - Liquid S - Solid	# con- tainers	REMARKS	LAB No.	
	DATE	TIME						
01	P W x x 8 x 0 0 2	6/16/25	12:10	JAP	W	3	X	
02	P W x x 9 x 0 0 2	6/16/25	13:35				X	
03	P W x 1 0 x 0 0 3	6/16/25	14:25				X	
04	S W x x 8 x 0 0 4		12:30				X	
05	S W x x 9 x 0 0 5		13:50				X	
06	S W x 1 0 x 0 0 6		14:40				X	
07	B T x x x x 0 0 D		15:00				X	
08	F B x x 1 x 0 0 7		13:00				X	

Relinquished	Date	Time	Received By:	Date	Time
<i>[Signature]</i>	6/14/25	16:24	Aimee Rega Pace	6/16/25	16:24
<i>[Signature]</i>	6/16/25	17:00	Colleen PACE	6/16/25	17:00
<i>[Signature]</i>	6/16/25	19:50	Dilado	6/16/25	19:50
<i>[Signature]</i>	6/16/25	22:30	Colleen PACE	6/16/25	22:30



ANALYTICAL REPORT

Lab Number:	L2541367
Client:	Sevee & Maher Engineers, Inc. 4 Blanchard Road P.O. Box 85A Cumberland Center, ME 04021
ATTN:	Lisa Jacob
Phone:	(207) 829-5016
Project Name:	DUVALTEX GUILFORD
Project Number:	250321.01
Report Date:	07/09/25

The original project report/data package is held by Pace Analytical Services. This report/data package is paginated and should be reproduced only in its entirety. Pace Analytical Services holds no responsibility for results and/or data that are not consistent with the original.

Certifications & Approvals: MA (M-MA086), NH NELAP (2064), CT (PH-0826), IL (200077), IN (C-MA-03), KY (KY98045), ME (MA00086), MD (348), NJ (MA935), NY (11148), NC (25700/666), OR (MA-1316), PA (68-03671), RI (LAO00065), TX (T104704476), VT (VT-0935), VA (460195), USDA (Permit #525-23-122-91930A1).

Eight Walkup Drive, Westborough, MA 01581-1019
508-898-9220 (Fax) 508-898-9193 800-624-9220 - www.alphalab.com



Project Name: DUVALTEX GUILFORD
Project Number: 250321.01

Lab Number: L2541367
Report Date: 07/09/25

Lab Sample ID	Client ID	Matrix	Sample Location	Collection Date/Time	Receive Date
L2541367-01	BT-XXX-X-010	WATER	GUILFORD	06/30/25 07:00	07/01/25
L2541367-02	GW-101-X-011	WATER	GUILFORD	06/30/25 12:30	07/01/25
L2541367-03	GW-102-X-012	WATER	GUILFORD	06/30/25 11:08	07/01/25
L2541367-04	GW-103-X-013	WATER	GUILFORD	06/30/25 15:50	07/01/25
L2541367-05	GW-104-X-014	WATER	GUILFORD	06/30/25 16:15	07/01/25
L2541367-06	GW-DP1-X-018	WATER	GUILFORD	06/30/25 00:00	07/01/25
L2541367-07	GW-XX2-X-015	WATER	GUILFORD	06/30/25 09:30	07/01/25
L2541367-08	GW-XX4-X-016	WATER	GUILFORD	06/30/25 10:20	07/01/25
L2541367-09	GW-XX6-X-017	WATER	GUILFORD	06/30/25 11:45	07/01/25

Project Name: DUVALTEX GUILFORD
Project Number: 250321.01

Lab Number: L2541367
Report Date: 07/09/25

Case Narrative

The samples were received in accordance with the Chain of Custody and no significant deviations were encountered during the preparation or analysis unless otherwise noted. Sample Receipt, Container Information, and the Chain of Custody are located at the back of the report.

Results contained within this report relate only to the samples submitted under this Pace Lab Number and meet NELAP requirements for all NELAP accredited parameters unless otherwise noted in the following narrative. The data presented in this report is organized by parameter (i.e. VOC, SVOC, etc.). Sample specific Quality Control data (i.e. Surrogate Spike Recovery) is reported at the end of the target analyte list for each individual sample, followed by the Laboratory Batch Quality Control at the end of each parameter. Tentatively Identified Compounds (TICs), if requested, are reported for compounds identified to be present and are not part of the method/program Target Compound List, even if only a subset of the TCL are being reported. If a sample was re-analyzed or re-extracted due to a required quality control corrective action and if both sets of data are reported, the Laboratory ID of the re-analysis or re-extraction is designated with an "R" or "RE", respectively.

When multiple Batch Quality Control elements are reported (e.g. more than one LCS), the associated samples for each element are noted in the grey shaded header line of each data table. Any Laboratory Batch, Sample Specific % recovery or RPD value that is outside the listed Acceptance Criteria is bolded in the report. In reference to questions H (CAM) or 4 (RCP) when "NO" is checked, the performance criteria for CAM and RCP methods allow for some quality control failures to occur and still be within method compliance. In these instances, the specific failure is not narrated but noted in the associated QC Outlier Summary Report, located directly after the Case Narrative. QC information is also incorporated in the Data Usability Assessment table (Format 11) of our Data Merger tool, where it can be reviewed in conjunction with the sample result, associated regulatory criteria and any associated data usability implications.

Soil/sediments and solids are reported on a dry weight basis unless otherwise noted. Tissues are reported "as received" or on a wet weight basis, unless otherwise noted. Definitions of all data qualifiers and acronyms used in this report are provided in the Glossary located at the back of the report.

HOLD POLICY - For samples submitted on hold, Pace's policy is to hold samples (with the exception of Air canisters) free of charge for 21 calendar days from the date the project is completed. After 21 calendar days, we will dispose of all samples submitted including those put on hold unless you have contacted your Pace Project Manager and made arrangements for Pace to continue to hold the samples. Air canisters will be disposed after 3 business days from the date the project is completed.

Please contact Project Management at 800-624-9220 with any questions.

I, the undersigned, attest under the pains and penalties of perjury that, to the best of my knowledge and belief and based upon my personal inquiry of those responsible for providing the information contained in this analytical report, such information is accurate and complete. This certificate of analysis is not complete unless this page accompanies any and all pages of this report.

Authorized Signature:

 Cristin Walker

Title: Technical Director/Representative

Date: 07/09/25

QC OUTLIER SUMMARY REPORT

Project Name: DUVALTEX GUILFORD

Lab Number: L2541367

Project Number: 250321.01

Report Date: 07/09/25

Method	Client ID (Native ID)	Lab ID	Parameter	QC Type	Recovery/RPD (%)	QC Limits (%)	Associated Samples	Data Quality Assessment
--------	-----------------------	--------	-----------	---------	------------------	---------------	--------------------	-------------------------

There are no QC Outliers associated with this report.

ORGANICS

VOLATILES

Project Name: DUVALTEX GUILFORD
Project Number: 250321.01

Lab Number: L2541367
Report Date: 07/09/25

SAMPLE RESULTS

Lab ID: L2541367-01
 Client ID: BT-XXX-X-010
 Sample Location: GUILFORD

Date Collected: 06/30/25 07:00
 Date Received: 07/01/25
 Field Prep: Not Specified

Sample Depth:

Matrix: Water
 Analytical Method: 1,8260D
 Analytical Date: 07/09/25 00:38
 Analyst: MJV

Parameter	Result	Qualifier	Units	RL	MDL	Dilution Factor
Volatile Organics by GC/MS - Westborough Lab						
Methylene chloride	ND		ug/l	3.0	--	1
1,1-Dichloroethane	ND		ug/l	0.75	--	1
Chloroform	ND		ug/l	0.75	--	1
Carbon tetrachloride	ND		ug/l	0.50	--	1
1,2-Dichloropropane	ND		ug/l	1.0	--	1
Dibromochloromethane	ND		ug/l	0.50	--	1
1,1,2-Trichloroethane	ND		ug/l	0.75	--	1
Tetrachloroethene	ND		ug/l	0.50	--	1
Chlorobenzene	ND		ug/l	0.50	--	1
Trichlorofluoromethane	ND		ug/l	1.0	--	1
1,2-Dichloroethane	ND		ug/l	0.50	--	1
1,1,1-Trichloroethane	ND		ug/l	0.50	--	1
Bromodichloromethane	ND		ug/l	0.50	--	1
trans-1,3-Dichloropropene	ND		ug/l	0.50	--	1
cis-1,3-Dichloropropene	ND		ug/l	0.50	--	1
1,3-Dichloropropene, Total	ND		ug/l	0.50	--	1
1,1-Dichloropropene	ND		ug/l	1.0	--	1
Bromoform	ND		ug/l	1.0	--	1
1,1,1,2-Tetrachloroethane	ND		ug/l	0.50	--	1
Benzene	ND		ug/l	0.50	--	1
Toluene	ND		ug/l	0.75	--	1
Ethylbenzene	ND		ug/l	0.50	--	1
Chloromethane	ND		ug/l	2.0	--	1
Bromomethane	ND		ug/l	1.0	--	1
Vinyl chloride	ND		ug/l	0.20	--	1
Chloroethane	ND		ug/l	1.0	--	1
1,1-Dichloroethene	ND		ug/l	0.50	--	1
trans-1,2-Dichloroethene	ND		ug/l	0.75	--	1

Project Name: DUVALTEX GUILFORD
Project Number: 250321.01

Lab Number: L2541367
Report Date: 07/09/25

SAMPLE RESULTS

Lab ID: L2541367-01
 Client ID: BT-XXX-X-010
 Sample Location: GUILFORD

Date Collected: 06/30/25 07:00
 Date Received: 07/01/25
 Field Prep: Not Specified

Sample Depth:

Parameter	Result	Qualifier	Units	RL	MDL	Dilution Factor
Volatile Organics by GC/MS - Westborough Lab						
1,2-Dichloroethene, Total	ND		ug/l	0.50	--	1
Trichloroethene	ND		ug/l	0.50	--	1
1,2-Dichlorobenzene	ND		ug/l	1.0	--	1
1,3-Dichlorobenzene	ND		ug/l	1.0	--	1
1,4-Dichlorobenzene	ND		ug/l	1.0	--	1
Methyl tert butyl ether	ND		ug/l	1.0	--	1
p/m-Xylene	ND		ug/l	1.0	--	1
o-Xylene	ND		ug/l	1.0	--	1
Xylenes, Total	ND		ug/l	1.0	--	1
cis-1,2-Dichloroethene	ND		ug/l	0.50	--	1
Dibromomethane	ND		ug/l	1.0	--	1
1,4-Dichlorobutane	ND		ug/l	5.0	--	1
1,2,3-Trichloropropane	ND		ug/l	1.0	--	1
Styrene	ND		ug/l	1.0	--	1
Dichlorodifluoromethane	ND		ug/l	2.0	--	1
Acetone	5.6		ug/l	5.0	--	1
Carbon disulfide	ND		ug/l	1.0	--	1
2-Butanone	ND		ug/l	5.0	--	1
Vinyl acetate	ND		ug/l	5.0	--	1
4-Methyl-2-pentanone	ND		ug/l	5.0	--	1
2-Hexanone	ND		ug/l	5.0	--	1
Ethyl methacrylate	ND		ug/l	5.0	--	1
Acrylonitrile	ND		ug/l	5.0	--	1
Bromochloromethane	ND		ug/l	1.0	--	1
Tetrahydrofuran	ND		ug/l	2.0	--	1
2,2-Dichloropropane	ND		ug/l	1.0	--	1
1,2-Dibromoethane	ND		ug/l	1.0	--	1
1,3-Dichloropropane	ND		ug/l	1.0	--	1
1,1,1,2-Tetrachloroethane	ND		ug/l	0.50	--	1
Bromobenzene	ND		ug/l	1.0	--	1
n-Butylbenzene	ND		ug/l	0.50	--	1
sec-Butylbenzene	ND		ug/l	0.50	--	1
tert-Butylbenzene	ND		ug/l	1.0	--	1
o-Chlorotoluene	ND		ug/l	1.0	--	1
p-Chlorotoluene	ND		ug/l	1.0	--	1
1,2-Dibromo-3-chloropropane	ND		ug/l	1.0	--	1
Hexachlorobutadiene	ND		ug/l	0.50	--	1

Project Name: DUVALTEX GUILFORD
Project Number: 250321.01

Lab Number: L2541367
Report Date: 07/09/25

SAMPLE RESULTS

Lab ID: L2541367-01
 Client ID: BT-XXX-X-010
 Sample Location: GUILFORD

Date Collected: 06/30/25 07:00
 Date Received: 07/01/25
 Field Prep: Not Specified

Sample Depth:

Parameter	Result	Qualifier	Units	RL	MDL	Dilution Factor
Volatile Organics by GC/MS - Westborough Lab						
Isopropylbenzene	ND		ug/l	0.50	--	1
p-Isopropyltoluene	ND		ug/l	0.50	--	1
Naphthalene	ND		ug/l	1.0	--	1
n-Propylbenzene	ND		ug/l	0.50	--	1
1,2,3-Trichlorobenzene	ND		ug/l	1.0	--	1
1,2,4-Trichlorobenzene	ND		ug/l	1.0	--	1
1,3,5-Trimethylbenzene	ND		ug/l	1.0	--	1
1,2,4-Trimethylbenzene	ND		ug/l	1.0	--	1
trans-1,4-Dichloro-2-butene	ND		ug/l	2.5	--	1
Ethyl ether	ND		ug/l	1.0	--	1

Surrogate	% Recovery	Qualifier	Acceptance Criteria
1,2-Dichloroethane-d4	102		70-130
Toluene-d8	99		70-130
4-Bromofluorobenzene	106		70-130
Dibromofluoromethane	108		70-130

Project Name: DUVALTEX GUILFORD
Project Number: 250321.01

Lab Number: L2541367
Report Date: 07/09/25

SAMPLE RESULTS

Lab ID: L2541367-02 D
 Client ID: GW-101-X-011
 Sample Location: GUILFORD

Date Collected: 06/30/25 12:30
 Date Received: 07/01/25
 Field Prep: Not Specified

Sample Depth:

Matrix: Water
 Analytical Method: 1,8260D
 Analytical Date: 07/09/25 02:46
 Analyst: MJV

Parameter	Result	Qualifier	Units	RL	MDL	Dilution Factor
Volatile Organics by GC/MS - Westborough Lab						
Methylene chloride	ND		ug/l	3000	--	1000
1,1-Dichloroethane	ND		ug/l	750	--	1000
Chloroform	ND		ug/l	750	--	1000
Carbon tetrachloride	ND		ug/l	500	--	1000
1,2-Dichloropropane	ND		ug/l	1000	--	1000
Dibromochloromethane	ND		ug/l	500	--	1000
1,1,2-Trichloroethane	ND		ug/l	750	--	1000
Tetrachloroethene	ND		ug/l	500	--	1000
Chlorobenzene	ND		ug/l	500	--	1000
Trichlorofluoromethane	ND		ug/l	1000	--	1000
1,2-Dichloroethane	ND		ug/l	500	--	1000
1,1,1-Trichloroethane	ND		ug/l	500	--	1000
Bromodichloromethane	ND		ug/l	500	--	1000
trans-1,3-Dichloropropene	ND		ug/l	500	--	1000
cis-1,3-Dichloropropene	ND		ug/l	500	--	1000
1,3-Dichloropropene, Total	ND		ug/l	500	--	1000
1,1-Dichloropropene	ND		ug/l	1000	--	1000
Bromoform	ND		ug/l	1000	--	1000
1,1,2,2-Tetrachloroethane	ND		ug/l	500	--	1000
Benzene	ND		ug/l	500	--	1000
Toluene	ND		ug/l	750	--	1000
Ethylbenzene	ND		ug/l	500	--	1000
Chloromethane	ND		ug/l	2000	--	1000
Bromomethane	ND		ug/l	1000	--	1000
Vinyl chloride	ND		ug/l	200	--	1000
Chloroethane	ND		ug/l	1000	--	1000
1,1-Dichloroethene	ND		ug/l	500	--	1000
trans-1,2-Dichloroethene	ND		ug/l	750	--	1000

Project Name: DUVALTEX GUILFORD
Project Number: 250321.01

Lab Number: L2541367
Report Date: 07/09/25

SAMPLE RESULTS

Lab ID: L2541367-02 D
 Client ID: GW-101-X-011
 Sample Location: GUILFORD

Date Collected: 06/30/25 12:30
 Date Received: 07/01/25
 Field Prep: Not Specified

Sample Depth:

Parameter	Result	Qualifier	Units	RL	MDL	Dilution Factor
Volatile Organics by GC/MS - Westborough Lab						
1,2-Dichloroethene, Total	ND		ug/l	500	--	1000
Trichloroethene	110000		ug/l	500	--	1000
1,2-Dichlorobenzene	ND		ug/l	1000	--	1000
1,3-Dichlorobenzene	ND		ug/l	1000	--	1000
1,4-Dichlorobenzene	ND		ug/l	1000	--	1000
Methyl tert butyl ether	ND		ug/l	1000	--	1000
p/m-Xylene	ND		ug/l	1000	--	1000
o-Xylene	ND		ug/l	1000	--	1000
Xylenes, Total	ND		ug/l	1000	--	1000
cis-1,2-Dichloroethene	ND		ug/l	500	--	1000
Dibromomethane	ND		ug/l	1000	--	1000
1,4-Dichlorobutane	ND		ug/l	5000	--	1000
1,2,3-Trichloropropane	ND		ug/l	1000	--	1000
Styrene	ND		ug/l	1000	--	1000
Dichlorodifluoromethane	ND		ug/l	2000	--	1000
Acetone	ND		ug/l	5000	--	1000
Carbon disulfide	ND		ug/l	1000	--	1000
2-Butanone	ND		ug/l	5000	--	1000
Vinyl acetate	ND		ug/l	5000	--	1000
4-Methyl-2-pentanone	ND		ug/l	5000	--	1000
2-Hexanone	ND		ug/l	5000	--	1000
Ethyl methacrylate	ND		ug/l	5000	--	1000
Acrylonitrile	ND		ug/l	5000	--	1000
Bromochloromethane	ND		ug/l	1000	--	1000
Tetrahydrofuran	ND		ug/l	2000	--	1000
2,2-Dichloropropane	ND		ug/l	1000	--	1000
1,2-Dibromoethane	ND		ug/l	1000	--	1000
1,3-Dichloropropane	ND		ug/l	1000	--	1000
1,1,1,2-Tetrachloroethane	ND		ug/l	500	--	1000
Bromobenzene	ND		ug/l	1000	--	1000
n-Butylbenzene	ND		ug/l	500	--	1000
sec-Butylbenzene	ND		ug/l	500	--	1000
tert-Butylbenzene	ND		ug/l	1000	--	1000
o-Chlorotoluene	ND		ug/l	1000	--	1000
p-Chlorotoluene	ND		ug/l	1000	--	1000
1,2-Dibromo-3-chloropropane	ND		ug/l	1000	--	1000
Hexachlorobutadiene	ND		ug/l	500	--	1000



Project Name: DUVALTEX GUILFORD
Project Number: 250321.01

Lab Number: L2541367
Report Date: 07/09/25

SAMPLE RESULTS

Lab ID: L2541367-02 D
 Client ID: GW-101-X-011
 Sample Location: GUILFORD

Date Collected: 06/30/25 12:30
 Date Received: 07/01/25
 Field Prep: Not Specified

Sample Depth:

Parameter	Result	Qualifier	Units	RL	MDL	Dilution Factor
Volatile Organics by GC/MS - Westborough Lab						
Isopropylbenzene	ND		ug/l	500	--	1000
p-Isopropyltoluene	ND		ug/l	500	--	1000
Naphthalene	ND		ug/l	1000	--	1000
n-Propylbenzene	ND		ug/l	500	--	1000
1,2,3-Trichlorobenzene	ND		ug/l	1000	--	1000
1,2,4-Trichlorobenzene	ND		ug/l	1000	--	1000
1,3,5-Trimethylbenzene	ND		ug/l	1000	--	1000
1,2,4-Trimethylbenzene	ND		ug/l	1000	--	1000
trans-1,4-Dichloro-2-butene	ND		ug/l	2500	--	1000
Ethyl ether	ND		ug/l	1000	--	1000

Surrogate	% Recovery	Qualifier	Acceptance Criteria
1,2-Dichloroethane-d4	100		70-130
Toluene-d8	99		70-130
4-Bromofluorobenzene	103		70-130
Dibromofluoromethane	110		70-130

Project Name: DUVALTEX GUILFORD
Project Number: 250321.01

Lab Number: L2541367
Report Date: 07/09/25

SAMPLE RESULTS

Lab ID: L2541367-03 D
 Client ID: GW-102-X-012
 Sample Location: GUILFORD

Date Collected: 06/30/25 11:08
 Date Received: 07/01/25
 Field Prep: Not Specified

Sample Depth:

Matrix: Water
 Analytical Method: 1,8260D
 Analytical Date: 07/09/25 03:11
 Analyst: MJV

Parameter	Result	Qualifier	Units	RL	MDL	Dilution Factor
Volatile Organics by GC/MS - Westborough Lab						
Methylene chloride	ND		ug/l	300	--	100
1,1-Dichloroethane	ND		ug/l	75	--	100
Chloroform	ND		ug/l	75	--	100
Carbon tetrachloride	ND		ug/l	50	--	100
1,2-Dichloropropane	ND		ug/l	100	--	100
Dibromochloromethane	ND		ug/l	50	--	100
1,1,2-Trichloroethane	ND		ug/l	75	--	100
Tetrachloroethene	ND		ug/l	50	--	100
Chlorobenzene	ND		ug/l	50	--	100
Trichlorofluoromethane	ND		ug/l	100	--	100
1,2-Dichloroethane	ND		ug/l	50	--	100
1,1,1-Trichloroethane	ND		ug/l	50	--	100
Bromodichloromethane	ND		ug/l	50	--	100
trans-1,3-Dichloropropene	ND		ug/l	50	--	100
cis-1,3-Dichloropropene	ND		ug/l	50	--	100
1,3-Dichloropropene, Total	ND		ug/l	50	--	100
1,1-Dichloropropene	ND		ug/l	100	--	100
Bromoform	ND		ug/l	100	--	100
1,1,2,2-Tetrachloroethane	ND		ug/l	50	--	100
Benzene	ND		ug/l	50	--	100
Toluene	ND		ug/l	75	--	100
Ethylbenzene	ND		ug/l	50	--	100
Chloromethane	ND		ug/l	200	--	100
Bromomethane	ND		ug/l	100	--	100
Vinyl chloride	ND		ug/l	20	--	100
Chloroethane	ND		ug/l	100	--	100
1,1-Dichloroethene	ND		ug/l	50	--	100
trans-1,2-Dichloroethene	ND		ug/l	75	--	100

Project Name: DUVALTEX GUILFORD
Project Number: 250321.01

Lab Number: L2541367
Report Date: 07/09/25

SAMPLE RESULTS

Lab ID: L2541367-03 D
 Client ID: GW-102-X-012
 Sample Location: GUILFORD

Date Collected: 06/30/25 11:08
 Date Received: 07/01/25
 Field Prep: Not Specified

Sample Depth:

Parameter	Result	Qualifier	Units	RL	MDL	Dilution Factor
Volatile Organics by GC/MS - Westborough Lab						
1,2-Dichloroethene, Total	800		ug/l	50	--	100
Trichloroethene	12000		ug/l	50	--	100
1,2-Dichlorobenzene	ND		ug/l	100	--	100
1,3-Dichlorobenzene	ND		ug/l	100	--	100
1,4-Dichlorobenzene	ND		ug/l	100	--	100
Methyl tert butyl ether	ND		ug/l	100	--	100
p/m-Xylene	ND		ug/l	100	--	100
o-Xylene	ND		ug/l	100	--	100
Xylenes, Total	ND		ug/l	100	--	100
cis-1,2-Dichloroethene	800		ug/l	50	--	100
Dibromomethane	ND		ug/l	100	--	100
1,4-Dichlorobutane	ND		ug/l	500	--	100
1,2,3-Trichloropropane	ND		ug/l	100	--	100
Styrene	ND		ug/l	100	--	100
Dichlorodifluoromethane	ND		ug/l	200	--	100
Acetone	ND		ug/l	500	--	100
Carbon disulfide	ND		ug/l	100	--	100
2-Butanone	ND		ug/l	500	--	100
Vinyl acetate	ND		ug/l	500	--	100
4-Methyl-2-pentanone	ND		ug/l	500	--	100
2-Hexanone	ND		ug/l	500	--	100
Ethyl methacrylate	ND		ug/l	500	--	100
Acrylonitrile	ND		ug/l	500	--	100
Bromochloromethane	ND		ug/l	100	--	100
Tetrahydrofuran	ND		ug/l	200	--	100
2,2-Dichloropropane	ND		ug/l	100	--	100
1,2-Dibromoethane	ND		ug/l	100	--	100
1,3-Dichloropropane	ND		ug/l	100	--	100
1,1,1,2-Tetrachloroethane	ND		ug/l	50	--	100
Bromobenzene	ND		ug/l	100	--	100
n-Butylbenzene	ND		ug/l	50	--	100
sec-Butylbenzene	ND		ug/l	50	--	100
tert-Butylbenzene	ND		ug/l	100	--	100
o-Chlorotoluene	ND		ug/l	100	--	100
p-Chlorotoluene	ND		ug/l	100	--	100
1,2-Dibromo-3-chloropropane	ND		ug/l	100	--	100
Hexachlorobutadiene	ND		ug/l	50	--	100



Project Name: DUVALTEX GUILFORD
Project Number: 250321.01

Lab Number: L2541367
Report Date: 07/09/25

SAMPLE RESULTS

Lab ID: L2541367-03 D
 Client ID: GW-102-X-012
 Sample Location: GUILFORD

Date Collected: 06/30/25 11:08
 Date Received: 07/01/25
 Field Prep: Not Specified

Sample Depth:

Parameter	Result	Qualifier	Units	RL	MDL	Dilution Factor
Volatile Organics by GC/MS - Westborough Lab						
Isopropylbenzene	ND		ug/l	50	--	100
p-Isopropyltoluene	ND		ug/l	50	--	100
Naphthalene	ND		ug/l	100	--	100
n-Propylbenzene	ND		ug/l	50	--	100
1,2,3-Trichlorobenzene	ND		ug/l	100	--	100
1,2,4-Trichlorobenzene	ND		ug/l	100	--	100
1,3,5-Trimethylbenzene	ND		ug/l	100	--	100
1,2,4-Trimethylbenzene	ND		ug/l	100	--	100
trans-1,4-Dichloro-2-butene	ND		ug/l	250	--	100
Ethyl ether	ND		ug/l	100	--	100

Surrogate	% Recovery	Qualifier	Acceptance Criteria
1,2-Dichloroethane-d4	101		70-130
Toluene-d8	99		70-130
4-Bromofluorobenzene	103		70-130
Dibromofluoromethane	109		70-130

Project Name: DUVALTEX GUILFORD
Project Number: 250321.01

Lab Number: L2541367
Report Date: 07/09/25

SAMPLE RESULTS

Lab ID: L2541367-04
 Client ID: GW-103-X-013
 Sample Location: GUILFORD

Date Collected: 06/30/25 15:50
 Date Received: 07/01/25
 Field Prep: Not Specified

Sample Depth:

Matrix: Water
 Analytical Method: 1,8260D
 Analytical Date: 07/09/25 01:04
 Analyst: MJV

Parameter	Result	Qualifier	Units	RL	MDL	Dilution Factor
Volatile Organics by GC/MS - Westborough Lab						
Methylene chloride	ND		ug/l	3.0	--	1
1,1-Dichloroethane	ND		ug/l	0.75	--	1
Chloroform	ND		ug/l	0.75	--	1
Carbon tetrachloride	ND		ug/l	0.50	--	1
1,2-Dichloropropane	ND		ug/l	1.0	--	1
Dibromochloromethane	ND		ug/l	0.50	--	1
1,1,2-Trichloroethane	ND		ug/l	0.75	--	1
Tetrachloroethene	ND		ug/l	0.50	--	1
Chlorobenzene	ND		ug/l	0.50	--	1
Trichlorofluoromethane	ND		ug/l	1.0	--	1
1,2-Dichloroethane	ND		ug/l	0.50	--	1
1,1,1-Trichloroethane	ND		ug/l	0.50	--	1
Bromodichloromethane	ND		ug/l	0.50	--	1
trans-1,3-Dichloropropene	ND		ug/l	0.50	--	1
cis-1,3-Dichloropropene	ND		ug/l	0.50	--	1
1,3-Dichloropropene, Total	ND		ug/l	0.50	--	1
1,1-Dichloropropene	ND		ug/l	1.0	--	1
Bromoform	ND		ug/l	1.0	--	1
1,1,2,2-Tetrachloroethane	ND		ug/l	0.50	--	1
Benzene	ND		ug/l	0.50	--	1
Toluene	ND		ug/l	0.75	--	1
Ethylbenzene	ND		ug/l	0.50	--	1
Chloromethane	ND		ug/l	2.0	--	1
Bromomethane	ND		ug/l	1.0	--	1
Vinyl chloride	ND		ug/l	0.20	--	1
Chloroethane	ND		ug/l	1.0	--	1
1,1-Dichloroethene	ND		ug/l	0.50	--	1
trans-1,2-Dichloroethene	ND		ug/l	0.75	--	1

Project Name: DUVALTEX GUILFORD
Project Number: 250321.01

Lab Number: L2541367
Report Date: 07/09/25

SAMPLE RESULTS

Lab ID: L2541367-04
 Client ID: GW-103-X-013
 Sample Location: GUILFORD

Date Collected: 06/30/25 15:50
 Date Received: 07/01/25
 Field Prep: Not Specified

Sample Depth:

Parameter	Result	Qualifier	Units	RL	MDL	Dilution Factor
Volatile Organics by GC/MS - Westborough Lab						
1,2-Dichloroethene, Total	0.80		ug/l	0.50	--	1
Trichloroethene	2.7		ug/l	0.50	--	1
1,2-Dichlorobenzene	ND		ug/l	1.0	--	1
1,3-Dichlorobenzene	ND		ug/l	1.0	--	1
1,4-Dichlorobenzene	ND		ug/l	1.0	--	1
Methyl tert butyl ether	ND		ug/l	1.0	--	1
p/m-Xylene	ND		ug/l	1.0	--	1
o-Xylene	ND		ug/l	1.0	--	1
Xylenes, Total	ND		ug/l	1.0	--	1
cis-1,2-Dichloroethene	0.80		ug/l	0.50	--	1
Dibromomethane	ND		ug/l	1.0	--	1
1,4-Dichlorobutane	ND		ug/l	5.0	--	1
1,2,3-Trichloropropane	ND		ug/l	1.0	--	1
Styrene	ND		ug/l	1.0	--	1
Dichlorodifluoromethane	ND		ug/l	2.0	--	1
Acetone	ND		ug/l	5.0	--	1
Carbon disulfide	ND		ug/l	1.0	--	1
2-Butanone	ND		ug/l	5.0	--	1
Vinyl acetate	ND		ug/l	5.0	--	1
4-Methyl-2-pentanone	ND		ug/l	5.0	--	1
2-Hexanone	ND		ug/l	5.0	--	1
Ethyl methacrylate	ND		ug/l	5.0	--	1
Acrylonitrile	ND		ug/l	5.0	--	1
Bromochloromethane	ND		ug/l	1.0	--	1
Tetrahydrofuran	ND		ug/l	2.0	--	1
2,2-Dichloropropane	ND		ug/l	1.0	--	1
1,2-Dibromoethane	ND		ug/l	1.0	--	1
1,3-Dichloropropane	ND		ug/l	1.0	--	1
1,1,1,2-Tetrachloroethane	ND		ug/l	0.50	--	1
Bromobenzene	ND		ug/l	1.0	--	1
n-Butylbenzene	ND		ug/l	0.50	--	1
sec-Butylbenzene	ND		ug/l	0.50	--	1
tert-Butylbenzene	ND		ug/l	1.0	--	1
o-Chlorotoluene	ND		ug/l	1.0	--	1
p-Chlorotoluene	ND		ug/l	1.0	--	1
1,2-Dibromo-3-chloropropane	ND		ug/l	1.0	--	1
Hexachlorobutadiene	ND		ug/l	0.50	--	1



Project Name: DUVALTEX GUILFORD
Project Number: 250321.01

Lab Number: L2541367
Report Date: 07/09/25

SAMPLE RESULTS

Lab ID: L2541367-04
 Client ID: GW-103-X-013
 Sample Location: GUILFORD

Date Collected: 06/30/25 15:50
 Date Received: 07/01/25
 Field Prep: Not Specified

Sample Depth:

Parameter	Result	Qualifier	Units	RL	MDL	Dilution Factor
Volatile Organics by GC/MS - Westborough Lab						
Isopropylbenzene	ND		ug/l	0.50	--	1
p-Isopropyltoluene	ND		ug/l	0.50	--	1
Naphthalene	ND		ug/l	1.0	--	1
n-Propylbenzene	ND		ug/l	0.50	--	1
1,2,3-Trichlorobenzene	ND		ug/l	1.0	--	1
1,2,4-Trichlorobenzene	ND		ug/l	1.0	--	1
1,3,5-Trimethylbenzene	ND		ug/l	1.0	--	1
1,2,4-Trimethylbenzene	ND		ug/l	1.0	--	1
trans-1,4-Dichloro-2-butene	ND		ug/l	2.5	--	1
Ethyl ether	ND		ug/l	1.0	--	1

Surrogate	% Recovery	Qualifier	Acceptance Criteria
1,2-Dichloroethane-d4	98		70-130
Toluene-d8	98		70-130
4-Bromofluorobenzene	106		70-130
Dibromofluoromethane	105		70-130

Project Name: DUVALTEX GUILFORD
Project Number: 250321.01

Lab Number: L2541367
Report Date: 07/09/25

SAMPLE RESULTS

Lab ID: L2541367-05
 Client ID: GW-104-X-014
 Sample Location: GUILFORD

Date Collected: 06/30/25 16:15
 Date Received: 07/01/25
 Field Prep: Not Specified

Sample Depth:

Matrix: Water
 Analytical Method: 1,8260D
 Analytical Date: 07/09/25 01:29
 Analyst: MJV

Parameter	Result	Qualifier	Units	RL	MDL	Dilution Factor
Volatile Organics by GC/MS - Westborough Lab						
Methylene chloride	ND		ug/l	3.0	--	1
1,1-Dichloroethane	ND		ug/l	0.75	--	1
Chloroform	ND		ug/l	0.75	--	1
Carbon tetrachloride	ND		ug/l	0.50	--	1
1,2-Dichloropropane	ND		ug/l	1.0	--	1
Dibromochloromethane	ND		ug/l	0.50	--	1
1,1,2-Trichloroethane	ND		ug/l	0.75	--	1
Tetrachloroethene	ND		ug/l	0.50	--	1
Chlorobenzene	ND		ug/l	0.50	--	1
Trichlorofluoromethane	ND		ug/l	1.0	--	1
1,2-Dichloroethane	ND		ug/l	0.50	--	1
1,1,1-Trichloroethane	ND		ug/l	0.50	--	1
Bromodichloromethane	ND		ug/l	0.50	--	1
trans-1,3-Dichloropropene	ND		ug/l	0.50	--	1
cis-1,3-Dichloropropene	ND		ug/l	0.50	--	1
1,3-Dichloropropene, Total	ND		ug/l	0.50	--	1
1,1-Dichloropropene	ND		ug/l	1.0	--	1
Bromoform	ND		ug/l	1.0	--	1
1,1,2,2-Tetrachloroethane	ND		ug/l	0.50	--	1
Benzene	ND		ug/l	0.50	--	1
Toluene	ND		ug/l	0.75	--	1
Ethylbenzene	ND		ug/l	0.50	--	1
Chloromethane	ND		ug/l	2.0	--	1
Bromomethane	ND		ug/l	1.0	--	1
Vinyl chloride	ND		ug/l	0.20	--	1
Chloroethane	ND		ug/l	1.0	--	1
1,1-Dichloroethene	ND		ug/l	0.50	--	1
trans-1,2-Dichloroethene	ND		ug/l	0.75	--	1

Project Name: DUVALTEX GUILFORD
Project Number: 250321.01

Lab Number: L2541367
Report Date: 07/09/25

SAMPLE RESULTS

Lab ID: L2541367-05
 Client ID: GW-104-X-014
 Sample Location: GUILFORD

Date Collected: 06/30/25 16:15
 Date Received: 07/01/25
 Field Prep: Not Specified

Sample Depth:

Parameter	Result	Qualifier	Units	RL	MDL	Dilution Factor
Volatile Organics by GC/MS - Westborough Lab						
1,2-Dichloroethene, Total	ND		ug/l	0.50	--	1
Trichloroethene	4.0		ug/l	0.50	--	1
1,2-Dichlorobenzene	ND		ug/l	1.0	--	1
1,3-Dichlorobenzene	ND		ug/l	1.0	--	1
1,4-Dichlorobenzene	ND		ug/l	1.0	--	1
Methyl tert butyl ether	ND		ug/l	1.0	--	1
p/m-Xylene	ND		ug/l	1.0	--	1
o-Xylene	ND		ug/l	1.0	--	1
Xylenes, Total	ND		ug/l	1.0	--	1
cis-1,2-Dichloroethene	ND		ug/l	0.50	--	1
Dibromomethane	ND		ug/l	1.0	--	1
1,4-Dichlorobutane	ND		ug/l	5.0	--	1
1,2,3-Trichloropropane	ND		ug/l	1.0	--	1
Styrene	ND		ug/l	1.0	--	1
Dichlorodifluoromethane	ND		ug/l	2.0	--	1
Acetone	8.5		ug/l	5.0	--	1
Carbon disulfide	ND		ug/l	1.0	--	1
2-Butanone	ND		ug/l	5.0	--	1
Vinyl acetate	ND		ug/l	5.0	--	1
4-Methyl-2-pentanone	ND		ug/l	5.0	--	1
2-Hexanone	ND		ug/l	5.0	--	1
Ethyl methacrylate	ND		ug/l	5.0	--	1
Acrylonitrile	ND		ug/l	5.0	--	1
Bromochloromethane	ND		ug/l	1.0	--	1
Tetrahydrofuran	ND		ug/l	2.0	--	1
2,2-Dichloropropane	ND		ug/l	1.0	--	1
1,2-Dibromoethane	ND		ug/l	1.0	--	1
1,3-Dichloropropane	ND		ug/l	1.0	--	1
1,1,1,2-Tetrachloroethane	ND		ug/l	0.50	--	1
Bromobenzene	ND		ug/l	1.0	--	1
n-Butylbenzene	ND		ug/l	0.50	--	1
sec-Butylbenzene	ND		ug/l	0.50	--	1
tert-Butylbenzene	ND		ug/l	1.0	--	1
o-Chlorotoluene	ND		ug/l	1.0	--	1
p-Chlorotoluene	ND		ug/l	1.0	--	1
1,2-Dibromo-3-chloropropane	ND		ug/l	1.0	--	1
Hexachlorobutadiene	ND		ug/l	0.50	--	1



Project Name: DUVALTEX GUILFORD
Project Number: 250321.01

Lab Number: L2541367
Report Date: 07/09/25

SAMPLE RESULTS

Lab ID: L2541367-05
 Client ID: GW-104-X-014
 Sample Location: GUILFORD

Date Collected: 06/30/25 16:15
 Date Received: 07/01/25
 Field Prep: Not Specified

Sample Depth:

Parameter	Result	Qualifier	Units	RL	MDL	Dilution Factor
Volatile Organics by GC/MS - Westborough Lab						
Isopropylbenzene	ND		ug/l	0.50	--	1
p-Isopropyltoluene	ND		ug/l	0.50	--	1
Naphthalene	ND		ug/l	1.0	--	1
n-Propylbenzene	ND		ug/l	0.50	--	1
1,2,3-Trichlorobenzene	ND		ug/l	1.0	--	1
1,2,4-Trichlorobenzene	ND		ug/l	1.0	--	1
1,3,5-Trimethylbenzene	ND		ug/l	1.0	--	1
1,2,4-Trimethylbenzene	ND		ug/l	1.0	--	1
trans-1,4-Dichloro-2-butene	ND		ug/l	2.5	--	1
Ethyl ether	ND		ug/l	1.0	--	1

Surrogate	% Recovery	Qualifier	Acceptance Criteria
1,2-Dichloroethane-d4	103		70-130
Toluene-d8	98		70-130
4-Bromofluorobenzene	105		70-130
Dibromofluoromethane	111		70-130

Project Name: DUVALTEX GUILFORD
Project Number: 250321.01

Lab Number: L2541367
Report Date: 07/09/25

SAMPLE RESULTS

Lab ID: L2541367-06 D
 Client ID: GW-DP1-X-018
 Sample Location: GUILFORD

Date Collected: 06/30/25 00:00
 Date Received: 07/01/25
 Field Prep: Not Specified

Sample Depth:

Matrix: Water
 Analytical Method: 1,8260D
 Analytical Date: 07/09/25 03:37
 Analyst: MJV

Parameter	Result	Qualifier	Units	RL	MDL	Dilution Factor
Volatile Organics by GC/MS - Westborough Lab						
Methylene chloride	ND		ug/l	300	--	100
1,1-Dichloroethane	ND		ug/l	75	--	100
Chloroform	ND		ug/l	75	--	100
Carbon tetrachloride	ND		ug/l	50	--	100
1,2-Dichloropropane	ND		ug/l	100	--	100
Dibromochloromethane	ND		ug/l	50	--	100
1,1,2-Trichloroethane	ND		ug/l	75	--	100
Tetrachloroethene	ND		ug/l	50	--	100
Chlorobenzene	ND		ug/l	50	--	100
Trichlorofluoromethane	ND		ug/l	100	--	100
1,2-Dichloroethane	ND		ug/l	50	--	100
1,1,1-Trichloroethane	ND		ug/l	50	--	100
Bromodichloromethane	ND		ug/l	50	--	100
trans-1,3-Dichloropropene	ND		ug/l	50	--	100
cis-1,3-Dichloropropene	ND		ug/l	50	--	100
1,3-Dichloropropene, Total	ND		ug/l	50	--	100
1,1-Dichloropropene	ND		ug/l	100	--	100
Bromoform	ND		ug/l	100	--	100
1,1,2,2-Tetrachloroethane	ND		ug/l	50	--	100
Benzene	ND		ug/l	50	--	100
Toluene	ND		ug/l	75	--	100
Ethylbenzene	ND		ug/l	50	--	100
Chloromethane	ND		ug/l	200	--	100
Bromomethane	ND		ug/l	100	--	100
Vinyl chloride	ND		ug/l	20	--	100
Chloroethane	ND		ug/l	100	--	100
1,1-Dichloroethene	ND		ug/l	50	--	100
trans-1,2-Dichloroethene	ND		ug/l	75	--	100

Project Name: DUVALTEX GUILFORD
Project Number: 250321.01

Lab Number: L2541367
Report Date: 07/09/25

SAMPLE RESULTS

Lab ID: L2541367-06 D
 Client ID: GW-DP1-X-018
 Sample Location: GUILFORD

Date Collected: 06/30/25 00:00
 Date Received: 07/01/25
 Field Prep: Not Specified

Sample Depth:

Parameter	Result	Qualifier	Units	RL	MDL	Dilution Factor
Volatile Organics by GC/MS - Westborough Lab						
1,2-Dichloroethene, Total	730		ug/l	50	--	100
Trichloroethene	10000		ug/l	50	--	100
1,2-Dichlorobenzene	ND		ug/l	100	--	100
1,3-Dichlorobenzene	ND		ug/l	100	--	100
1,4-Dichlorobenzene	ND		ug/l	100	--	100
Methyl tert butyl ether	ND		ug/l	100	--	100
p/m-Xylene	ND		ug/l	100	--	100
o-Xylene	ND		ug/l	100	--	100
Xylenes, Total	ND		ug/l	100	--	100
cis-1,2-Dichloroethene	730		ug/l	50	--	100
Dibromomethane	ND		ug/l	100	--	100
1,4-Dichlorobutane	ND		ug/l	500	--	100
1,2,3-Trichloropropane	ND		ug/l	100	--	100
Styrene	ND		ug/l	100	--	100
Dichlorodifluoromethane	ND		ug/l	200	--	100
Acetone	ND		ug/l	500	--	100
Carbon disulfide	ND		ug/l	100	--	100
2-Butanone	ND		ug/l	500	--	100
Vinyl acetate	ND		ug/l	500	--	100
4-Methyl-2-pentanone	ND		ug/l	500	--	100
2-Hexanone	ND		ug/l	500	--	100
Ethyl methacrylate	ND		ug/l	500	--	100
Acrylonitrile	ND		ug/l	500	--	100
Bromochloromethane	ND		ug/l	100	--	100
Tetrahydrofuran	ND		ug/l	200	--	100
2,2-Dichloropropane	ND		ug/l	100	--	100
1,2-Dibromoethane	ND		ug/l	100	--	100
1,3-Dichloropropane	ND		ug/l	100	--	100
1,1,1,2-Tetrachloroethane	ND		ug/l	50	--	100
Bromobenzene	ND		ug/l	100	--	100
n-Butylbenzene	ND		ug/l	50	--	100
sec-Butylbenzene	ND		ug/l	50	--	100
tert-Butylbenzene	ND		ug/l	100	--	100
o-Chlorotoluene	ND		ug/l	100	--	100
p-Chlorotoluene	ND		ug/l	100	--	100
1,2-Dibromo-3-chloropropane	ND		ug/l	100	--	100
Hexachlorobutadiene	ND		ug/l	50	--	100



Project Name: DUVALTEX GUILFORD
Project Number: 250321.01

Lab Number: L2541367
Report Date: 07/09/25

SAMPLE RESULTS

Lab ID: L2541367-06 D
 Client ID: GW-DP1-X-018
 Sample Location: GUILFORD

Date Collected: 06/30/25 00:00
 Date Received: 07/01/25
 Field Prep: Not Specified

Sample Depth:

Parameter	Result	Qualifier	Units	RL	MDL	Dilution Factor
Volatile Organics by GC/MS - Westborough Lab						
Isopropylbenzene	ND		ug/l	50	--	100
p-Isopropyltoluene	ND		ug/l	50	--	100
Naphthalene	ND		ug/l	100	--	100
n-Propylbenzene	ND		ug/l	50	--	100
1,2,3-Trichlorobenzene	ND		ug/l	100	--	100
1,2,4-Trichlorobenzene	ND		ug/l	100	--	100
1,3,5-Trimethylbenzene	ND		ug/l	100	--	100
1,2,4-Trimethylbenzene	ND		ug/l	100	--	100
trans-1,4-Dichloro-2-butene	ND		ug/l	250	--	100
Ethyl ether	ND		ug/l	100	--	100

Surrogate	% Recovery	Qualifier	Acceptance Criteria
1,2-Dichloroethane-d4	102		70-130
Toluene-d8	97		70-130
4-Bromofluorobenzene	102		70-130
Dibromofluoromethane	110		70-130

Project Name: DUVALTEX GUILFORD
Project Number: 250321.01

Lab Number: L2541367
Report Date: 07/09/25

SAMPLE RESULTS

Lab ID: L2541367-07 D
 Client ID: GW-XX2-X-015
 Sample Location: GUILFORD

Date Collected: 06/30/25 09:30
 Date Received: 07/01/25
 Field Prep: Not Specified

Sample Depth:

Matrix: Water
 Analytical Method: 1,8260D
 Analytical Date: 07/09/25 04:03
 Analyst: MJV

Parameter	Result	Qualifier	Units	RL	MDL	Dilution Factor
Volatile Organics by GC/MS - Westborough Lab						
Methylene chloride	ND		ug/l	7.5	--	2.5
1,1-Dichloroethane	ND		ug/l	1.9	--	2.5
Chloroform	ND		ug/l	1.9	--	2.5
Carbon tetrachloride	ND		ug/l	1.2	--	2.5
1,2-Dichloropropane	ND		ug/l	2.5	--	2.5
Dibromochloromethane	ND		ug/l	1.2	--	2.5
1,1,2-Trichloroethane	ND		ug/l	1.9	--	2.5
Tetrachloroethene	ND		ug/l	1.2	--	2.5
Chlorobenzene	ND		ug/l	1.2	--	2.5
Trichlorofluoromethane	ND		ug/l	2.5	--	2.5
1,2-Dichloroethane	ND		ug/l	1.2	--	2.5
1,1,1-Trichloroethane	ND		ug/l	1.2	--	2.5
Bromodichloromethane	ND		ug/l	1.2	--	2.5
trans-1,3-Dichloropropene	ND		ug/l	1.2	--	2.5
cis-1,3-Dichloropropene	ND		ug/l	1.2	--	2.5
1,3-Dichloropropene, Total	ND		ug/l	1.2	--	2.5
1,1-Dichloropropene	ND		ug/l	2.5	--	2.5
Bromoform	ND		ug/l	2.5	--	2.5
1,1,2,2-Tetrachloroethane	ND		ug/l	1.2	--	2.5
Benzene	ND		ug/l	1.2	--	2.5
Toluene	ND		ug/l	1.9	--	2.5
Ethylbenzene	ND		ug/l	1.2	--	2.5
Chloromethane	ND		ug/l	5.0	--	2.5
Bromomethane	ND		ug/l	2.5	--	2.5
Vinyl chloride	ND		ug/l	0.50	--	2.5
Chloroethane	ND		ug/l	2.5	--	2.5
1,1-Dichloroethene	ND		ug/l	1.2	--	2.5
trans-1,2-Dichloroethene	ND		ug/l	1.9	--	2.5

Project Name: DUVALTEX GUILFORD

Lab Number: L2541367

Project Number: 250321.01

Report Date: 07/09/25

SAMPLE RESULTS

Lab ID: L2541367-07 D

Date Collected: 06/30/25 09:30

Client ID: GW-XX2-X-015

Date Received: 07/01/25

Sample Location: GUILFORD

Field Prep: Not Specified

Sample Depth:

Parameter	Result	Qualifier	Units	RL	MDL	Dilution Factor
Volatile Organics by GC/MS - Westborough Lab						
1,2-Dichloroethene, Total	1.4		ug/l	1.2	--	2.5
Trichloroethene	210		ug/l	1.2	--	2.5
1,2-Dichlorobenzene	ND		ug/l	2.5	--	2.5
1,3-Dichlorobenzene	ND		ug/l	2.5	--	2.5
1,4-Dichlorobenzene	ND		ug/l	2.5	--	2.5
Methyl tert butyl ether	ND		ug/l	2.5	--	2.5
p/m-Xylene	ND		ug/l	2.5	--	2.5
o-Xylene	ND		ug/l	2.5	--	2.5
Xylenes, Total	ND		ug/l	2.5	--	2.5
cis-1,2-Dichloroethene	1.4		ug/l	1.2	--	2.5
Dibromomethane	ND		ug/l	2.5	--	2.5
1,4-Dichlorobutane	ND		ug/l	12	--	2.5
1,2,3-Trichloropropane	ND		ug/l	2.5	--	2.5
Styrene	ND		ug/l	2.5	--	2.5
Dichlorodifluoromethane	ND		ug/l	5.0	--	2.5
Acetone	ND		ug/l	12	--	2.5
Carbon disulfide	ND		ug/l	2.5	--	2.5
2-Butanone	ND		ug/l	12	--	2.5
Vinyl acetate	ND		ug/l	12	--	2.5
4-Methyl-2-pentanone	ND		ug/l	12	--	2.5
2-Hexanone	ND		ug/l	12	--	2.5
Ethyl methacrylate	ND		ug/l	12	--	2.5
Acrylonitrile	ND		ug/l	12	--	2.5
Bromochloromethane	ND		ug/l	2.5	--	2.5
Tetrahydrofuran	ND		ug/l	5.0	--	2.5
2,2-Dichloropropane	ND		ug/l	2.5	--	2.5
1,2-Dibromoethane	ND		ug/l	2.5	--	2.5
1,3-Dichloropropane	ND		ug/l	2.5	--	2.5
1,1,1,2-Tetrachloroethane	ND		ug/l	1.2	--	2.5
Bromobenzene	ND		ug/l	2.5	--	2.5
n-Butylbenzene	ND		ug/l	1.2	--	2.5
sec-Butylbenzene	ND		ug/l	1.2	--	2.5
tert-Butylbenzene	ND		ug/l	2.5	--	2.5
o-Chlorotoluene	ND		ug/l	2.5	--	2.5
p-Chlorotoluene	ND		ug/l	2.5	--	2.5
1,2-Dibromo-3-chloropropane	ND		ug/l	2.5	--	2.5
Hexachlorobutadiene	ND		ug/l	1.2	--	2.5



Project Name: DUVALTEX GUILFORD
Project Number: 250321.01

Lab Number: L2541367
Report Date: 07/09/25

SAMPLE RESULTS

Lab ID: L2541367-07 D
 Client ID: GW-XX2-X-015
 Sample Location: GUILFORD

Date Collected: 06/30/25 09:30
 Date Received: 07/01/25
 Field Prep: Not Specified

Sample Depth:

Parameter	Result	Qualifier	Units	RL	MDL	Dilution Factor
Volatile Organics by GC/MS - Westborough Lab						
Isopropylbenzene	ND		ug/l	1.2	--	2.5
p-Isopropyltoluene	ND		ug/l	1.2	--	2.5
Naphthalene	ND		ug/l	2.5	--	2.5
n-Propylbenzene	ND		ug/l	1.2	--	2.5
1,2,3-Trichlorobenzene	ND		ug/l	2.5	--	2.5
1,2,4-Trichlorobenzene	ND		ug/l	2.5	--	2.5
1,3,5-Trimethylbenzene	ND		ug/l	2.5	--	2.5
1,2,4-Trimethylbenzene	ND		ug/l	2.5	--	2.5
trans-1,4-Dichloro-2-butene	ND		ug/l	6.2	--	2.5
Ethyl ether	ND		ug/l	2.5	--	2.5

Surrogate	% Recovery	Qualifier	Acceptance Criteria
1,2-Dichloroethane-d4	102		70-130
Toluene-d8	98		70-130
4-Bromofluorobenzene	102		70-130
Dibromofluoromethane	111		70-130

Project Name: DUVALTEX GUILFORD
Project Number: 250321.01

Lab Number: L2541367
Report Date: 07/09/25

SAMPLE RESULTS

Lab ID: L2541367-08
 Client ID: GW-XX4-X-016
 Sample Location: GUILFORD

Date Collected: 06/30/25 10:20
 Date Received: 07/01/25
 Field Prep: Not Specified

Sample Depth:

Matrix: Water
 Analytical Method: 1,8260D
 Analytical Date: 07/09/25 01:55
 Analyst: MJV

Parameter	Result	Qualifier	Units	RL	MDL	Dilution Factor
Volatile Organics by GC/MS - Westborough Lab						
Methylene chloride	ND		ug/l	3.0	--	1
1,1-Dichloroethane	ND		ug/l	0.75	--	1
Chloroform	ND		ug/l	0.75	--	1
Carbon tetrachloride	ND		ug/l	0.50	--	1
1,2-Dichloropropane	ND		ug/l	1.0	--	1
Dibromochloromethane	ND		ug/l	0.50	--	1
1,1,2-Trichloroethane	ND		ug/l	0.75	--	1
Tetrachloroethene	ND		ug/l	0.50	--	1
Chlorobenzene	ND		ug/l	0.50	--	1
Trichlorofluoromethane	2.4		ug/l	1.0	--	1
1,2-Dichloroethane	ND		ug/l	0.50	--	1
1,1,1-Trichloroethane	ND		ug/l	0.50	--	1
Bromodichloromethane	ND		ug/l	0.50	--	1
trans-1,3-Dichloropropene	ND		ug/l	0.50	--	1
cis-1,3-Dichloropropene	ND		ug/l	0.50	--	1
1,3-Dichloropropene, Total	ND		ug/l	0.50	--	1
1,1-Dichloropropene	ND		ug/l	1.0	--	1
Bromoform	ND		ug/l	1.0	--	1
1,1,2,2-Tetrachloroethane	ND		ug/l	0.50	--	1
Benzene	ND		ug/l	0.50	--	1
Toluene	ND		ug/l	0.75	--	1
Ethylbenzene	ND		ug/l	0.50	--	1
Chloromethane	ND		ug/l	2.0	--	1
Bromomethane	ND		ug/l	1.0	--	1
Vinyl chloride	ND		ug/l	0.20	--	1
Chloroethane	ND		ug/l	1.0	--	1
1,1-Dichloroethene	ND		ug/l	0.50	--	1
trans-1,2-Dichloroethene	ND		ug/l	0.75	--	1

Project Name: DUVALTEX GUILFORD
Project Number: 250321.01

Lab Number: L2541367
Report Date: 07/09/25

SAMPLE RESULTS

Lab ID: L2541367-08
 Client ID: GW-XX4-X-016
 Sample Location: GUILFORD

Date Collected: 06/30/25 10:20
 Date Received: 07/01/25
 Field Prep: Not Specified

Sample Depth:

Parameter	Result	Qualifier	Units	RL	MDL	Dilution Factor
Volatile Organics by GC/MS - Westborough Lab						
1,2-Dichloroethene, Total	5.4		ug/l	0.50	--	1
Trichloroethene	35		ug/l	0.50	--	1
1,2-Dichlorobenzene	ND		ug/l	1.0	--	1
1,3-Dichlorobenzene	ND		ug/l	1.0	--	1
1,4-Dichlorobenzene	ND		ug/l	1.0	--	1
Methyl tert butyl ether	ND		ug/l	1.0	--	1
p/m-Xylene	ND		ug/l	1.0	--	1
o-Xylene	ND		ug/l	1.0	--	1
Xylenes, Total	ND		ug/l	1.0	--	1
cis-1,2-Dichloroethene	5.4		ug/l	0.50	--	1
Dibromomethane	ND		ug/l	1.0	--	1
1,4-Dichlorobutane	ND		ug/l	5.0	--	1
1,2,3-Trichloropropane	ND		ug/l	1.0	--	1
Styrene	ND		ug/l	1.0	--	1
Dichlorodifluoromethane	ND		ug/l	2.0	--	1
Acetone	ND		ug/l	5.0	--	1
Carbon disulfide	ND		ug/l	1.0	--	1
2-Butanone	ND		ug/l	5.0	--	1
Vinyl acetate	ND		ug/l	5.0	--	1
4-Methyl-2-pentanone	ND		ug/l	5.0	--	1
2-Hexanone	ND		ug/l	5.0	--	1
Ethyl methacrylate	ND		ug/l	5.0	--	1
Acrylonitrile	ND		ug/l	5.0	--	1
Bromochloromethane	ND		ug/l	1.0	--	1
Tetrahydrofuran	ND		ug/l	2.0	--	1
2,2-Dichloropropane	ND		ug/l	1.0	--	1
1,2-Dibromoethane	ND		ug/l	1.0	--	1
1,3-Dichloropropane	ND		ug/l	1.0	--	1
1,1,1,2-Tetrachloroethane	ND		ug/l	0.50	--	1
Bromobenzene	ND		ug/l	1.0	--	1
n-Butylbenzene	ND		ug/l	0.50	--	1
sec-Butylbenzene	ND		ug/l	0.50	--	1
tert-Butylbenzene	ND		ug/l	1.0	--	1
o-Chlorotoluene	ND		ug/l	1.0	--	1
p-Chlorotoluene	ND		ug/l	1.0	--	1
1,2-Dibromo-3-chloropropane	ND		ug/l	1.0	--	1
Hexachlorobutadiene	ND		ug/l	0.50	--	1



Project Name: DUVALTEX GUILFORD
Project Number: 250321.01

Lab Number: L2541367
Report Date: 07/09/25

SAMPLE RESULTS

Lab ID: L2541367-08
Client ID: GW-XX4-X-016
Sample Location: GUILFORD

Date Collected: 06/30/25 10:20
Date Received: 07/01/25
Field Prep: Not Specified

Sample Depth:

Parameter	Result	Qualifier	Units	RL	MDL	Dilution Factor
Volatile Organics by GC/MS - Westborough Lab						
Isopropylbenzene	ND		ug/l	0.50	--	1
p-Isopropyltoluene	ND		ug/l	0.50	--	1
Naphthalene	ND		ug/l	1.0	--	1
n-Propylbenzene	ND		ug/l	0.50	--	1
1,2,3-Trichlorobenzene	ND		ug/l	1.0	--	1
1,2,4-Trichlorobenzene	ND		ug/l	1.0	--	1
1,3,5-Trimethylbenzene	ND		ug/l	1.0	--	1
1,2,4-Trimethylbenzene	ND		ug/l	1.0	--	1
trans-1,4-Dichloro-2-butene	ND		ug/l	2.5	--	1
Ethyl ether	ND		ug/l	1.0	--	1

Surrogate	% Recovery	Qualifier	Acceptance Criteria
1,2-Dichloroethane-d4	104		70-130
Toluene-d8	99		70-130
4-Bromofluorobenzene	105		70-130
Dibromofluoromethane	110		70-130

Project Name: DUVALTEX GUILFORD
Project Number: 250321.01

Lab Number: L2541367
Report Date: 07/09/25

SAMPLE RESULTS

Lab ID: L2541367-09
 Client ID: GW-XX6-X-017
 Sample Location: GUILFORD

Date Collected: 06/30/25 11:45
 Date Received: 07/01/25
 Field Prep: Not Specified

Sample Depth:

Matrix: Water
 Analytical Method: 1,8260D
 Analytical Date: 07/09/25 02:20
 Analyst: MJV

Parameter	Result	Qualifier	Units	RL	MDL	Dilution Factor
Volatile Organics by GC/MS - Westborough Lab						
Methylene chloride	ND		ug/l	3.0	--	1
1,1-Dichloroethane	ND		ug/l	0.75	--	1
Chloroform	ND		ug/l	0.75	--	1
Carbon tetrachloride	ND		ug/l	0.50	--	1
1,2-Dichloropropane	ND		ug/l	1.0	--	1
Dibromochloromethane	ND		ug/l	0.50	--	1
1,1,2-Trichloroethane	ND		ug/l	0.75	--	1
Tetrachloroethene	ND		ug/l	0.50	--	1
Chlorobenzene	ND		ug/l	0.50	--	1
Trichlorofluoromethane	ND		ug/l	1.0	--	1
1,2-Dichloroethane	ND		ug/l	0.50	--	1
1,1,1-Trichloroethane	ND		ug/l	0.50	--	1
Bromodichloromethane	ND		ug/l	0.50	--	1
trans-1,3-Dichloropropene	ND		ug/l	0.50	--	1
cis-1,3-Dichloropropene	ND		ug/l	0.50	--	1
1,3-Dichloropropene, Total	ND		ug/l	0.50	--	1
1,1-Dichloropropene	ND		ug/l	1.0	--	1
Bromoform	ND		ug/l	1.0	--	1
1,1,2,2-Tetrachloroethane	ND		ug/l	0.50	--	1
Benzene	ND		ug/l	0.50	--	1
Toluene	ND		ug/l	0.75	--	1
Ethylbenzene	ND		ug/l	0.50	--	1
Chloromethane	ND		ug/l	2.0	--	1
Bromomethane	ND		ug/l	1.0	--	1
Vinyl chloride	ND		ug/l	0.20	--	1
Chloroethane	ND		ug/l	1.0	--	1
1,1-Dichloroethene	ND		ug/l	0.50	--	1
trans-1,2-Dichloroethene	ND		ug/l	0.75	--	1

Project Name: DUVALTEX GUILFORD
Project Number: 250321.01

Lab Number: L2541367
Report Date: 07/09/25

SAMPLE RESULTS

Lab ID: L2541367-09
 Client ID: GW-XX6-X-017
 Sample Location: GUILFORD

Date Collected: 06/30/25 11:45
 Date Received: 07/01/25
 Field Prep: Not Specified

Sample Depth:

Parameter	Result	Qualifier	Units	RL	MDL	Dilution Factor
Volatile Organics by GC/MS - Westborough Lab						
1,2-Dichloroethene, Total	ND		ug/l	0.50	--	1
Trichloroethene	15		ug/l	0.50	--	1
1,2-Dichlorobenzene	ND		ug/l	1.0	--	1
1,3-Dichlorobenzene	ND		ug/l	1.0	--	1
1,4-Dichlorobenzene	ND		ug/l	1.0	--	1
Methyl tert butyl ether	ND		ug/l	1.0	--	1
p/m-Xylene	ND		ug/l	1.0	--	1
o-Xylene	ND		ug/l	1.0	--	1
Xylenes, Total	ND		ug/l	1.0	--	1
cis-1,2-Dichloroethene	ND		ug/l	0.50	--	1
Dibromomethane	ND		ug/l	1.0	--	1
1,4-Dichlorobutane	ND		ug/l	5.0	--	1
1,2,3-Trichloropropane	ND		ug/l	1.0	--	1
Styrene	ND		ug/l	1.0	--	1
Dichlorodifluoromethane	ND		ug/l	2.0	--	1
Acetone	5.2		ug/l	5.0	--	1
Carbon disulfide	ND		ug/l	1.0	--	1
2-Butanone	ND		ug/l	5.0	--	1
Vinyl acetate	ND		ug/l	5.0	--	1
4-Methyl-2-pentanone	ND		ug/l	5.0	--	1
2-Hexanone	ND		ug/l	5.0	--	1
Ethyl methacrylate	ND		ug/l	5.0	--	1
Acrylonitrile	ND		ug/l	5.0	--	1
Bromochloromethane	ND		ug/l	1.0	--	1
Tetrahydrofuran	ND		ug/l	2.0	--	1
2,2-Dichloropropane	ND		ug/l	1.0	--	1
1,2-Dibromoethane	ND		ug/l	1.0	--	1
1,3-Dichloropropane	ND		ug/l	1.0	--	1
1,1,1,2-Tetrachloroethane	ND		ug/l	0.50	--	1
Bromobenzene	ND		ug/l	1.0	--	1
n-Butylbenzene	ND		ug/l	0.50	--	1
sec-Butylbenzene	ND		ug/l	0.50	--	1
tert-Butylbenzene	ND		ug/l	1.0	--	1
o-Chlorotoluene	ND		ug/l	1.0	--	1
p-Chlorotoluene	ND		ug/l	1.0	--	1
1,2-Dibromo-3-chloropropane	ND		ug/l	1.0	--	1
Hexachlorobutadiene	ND		ug/l	0.50	--	1



Project Name: DUVALTEX GUILFORD
Project Number: 250321.01

Lab Number: L2541367
Report Date: 07/09/25

SAMPLE RESULTS

Lab ID: L2541367-09
Client ID: GW-XX6-X-017
Sample Location: GUILFORD

Date Collected: 06/30/25 11:45
Date Received: 07/01/25
Field Prep: Not Specified

Sample Depth:

Parameter	Result	Qualifier	Units	RL	MDL	Dilution Factor
Volatile Organics by GC/MS - Westborough Lab						
Isopropylbenzene	ND		ug/l	0.50	--	1
p-Isopropyltoluene	ND		ug/l	0.50	--	1
Naphthalene	ND		ug/l	1.0	--	1
n-Propylbenzene	ND		ug/l	0.50	--	1
1,2,3-Trichlorobenzene	ND		ug/l	1.0	--	1
1,2,4-Trichlorobenzene	ND		ug/l	1.0	--	1
1,3,5-Trimethylbenzene	ND		ug/l	1.0	--	1
1,2,4-Trimethylbenzene	ND		ug/l	1.0	--	1
trans-1,4-Dichloro-2-butene	ND		ug/l	2.5	--	1
Ethyl ether	ND		ug/l	1.0	--	1

Surrogate	% Recovery	Qualifier	Acceptance Criteria
1,2-Dichloroethane-d4	101		70-130
Toluene-d8	99		70-130
4-Bromofluorobenzene	104		70-130
Dibromofluoromethane	110		70-130

Project Name: DUVALTEX GUILFORD
Project Number: 250321.01

Lab Number: L2541367
Report Date: 07/09/25

Method Blank Analysis
Batch Quality Control

Analytical Method: 1,8260D
Analytical Date: 07/08/25 21:39
Analyst: MJV

Parameter	Result	Qualifier	Units	RL	MDL
Volatile Organics by GC/MS - Westborough Lab for sample(s): 01-09 Batch: WG2088398-5					
Methylene chloride	ND		ug/l	3.0	--
1,1-Dichloroethane	ND		ug/l	0.75	--
Chloroform	ND		ug/l	0.75	--
Carbon tetrachloride	ND		ug/l	0.50	--
1,2-Dichloropropane	ND		ug/l	1.0	--
Dibromochloromethane	ND		ug/l	0.50	--
1,1,2-Trichloroethane	ND		ug/l	0.75	--
Tetrachloroethene	ND		ug/l	0.50	--
Chlorobenzene	ND		ug/l	0.50	--
Trichlorofluoromethane	ND		ug/l	1.0	--
1,2-Dichloroethane	ND		ug/l	0.50	--
1,1,1-Trichloroethane	ND		ug/l	0.50	--
Bromodichloromethane	ND		ug/l	0.50	--
trans-1,3-Dichloropropene	ND		ug/l	0.50	--
cis-1,3-Dichloropropene	ND		ug/l	0.50	--
1,3-Dichloropropene, Total	ND		ug/l	0.50	--
1,1-Dichloropropene	ND		ug/l	1.0	--
Bromoform	ND		ug/l	1.0	--
1,1,2,2-Tetrachloroethane	ND		ug/l	0.50	--
Benzene	ND		ug/l	0.50	--
Toluene	ND		ug/l	0.75	--
Ethylbenzene	ND		ug/l	0.50	--
Chloromethane	ND		ug/l	2.0	--
Bromomethane	ND		ug/l	1.0	--
Vinyl chloride	ND		ug/l	0.20	--
Chloroethane	ND		ug/l	1.0	--
1,1-Dichloroethene	ND		ug/l	0.50	--
trans-1,2-Dichloroethene	ND		ug/l	0.75	--
1,2-Dichloroethene, Total	ND		ug/l	0.50	--

Project Name: DUVALTEX GUILFORD
Project Number: 250321.01

Lab Number: L2541367
Report Date: 07/09/25

Method Blank Analysis
Batch Quality Control

Analytical Method: 1,8260D
Analytical Date: 07/08/25 21:39
Analyst: MJV

Parameter	Result	Qualifier	Units	RL	MDL
Volatile Organics by GC/MS - Westborough Lab for sample(s): 01-09 Batch: WG2088398-5					
Trichloroethene	ND		ug/l	0.50	--
1,2-Dichlorobenzene	ND		ug/l	1.0	--
1,3-Dichlorobenzene	ND		ug/l	1.0	--
1,4-Dichlorobenzene	ND		ug/l	1.0	--
Methyl tert butyl ether	ND		ug/l	1.0	--
p/m-Xylene	ND		ug/l	1.0	--
o-Xylene	ND		ug/l	1.0	--
Xylenes, Total	ND		ug/l	1.0	--
cis-1,2-Dichloroethene	ND		ug/l	0.50	--
Dibromomethane	ND		ug/l	1.0	--
1,4-Dichlorobutane	ND		ug/l	5.0	--
1,2,3-Trichloropropane	ND		ug/l	1.0	--
Styrene	ND		ug/l	1.0	--
Dichlorodifluoromethane	ND		ug/l	2.0	--
Acetone	ND		ug/l	5.0	--
Carbon disulfide	ND		ug/l	1.0	--
2-Butanone	ND		ug/l	5.0	--
Vinyl acetate	ND		ug/l	5.0	--
4-Methyl-2-pentanone	ND		ug/l	5.0	--
2-Hexanone	ND		ug/l	5.0	--
Ethyl methacrylate	ND		ug/l	5.0	--
Acrylonitrile	ND		ug/l	5.0	--
Bromochloromethane	ND		ug/l	1.0	--
Tetrahydrofuran	ND		ug/l	2.0	--
2,2-Dichloropropane	ND		ug/l	1.0	--
1,2-Dibromoethane	ND		ug/l	1.0	--
1,3-Dichloropropane	ND		ug/l	1.0	--
1,1,1,2-Tetrachloroethane	ND		ug/l	0.50	--
Bromobenzene	ND		ug/l	1.0	--

Project Name: DUVALTEX GUILFORD
Project Number: 250321.01

Lab Number: L2541367
Report Date: 07/09/25

Method Blank Analysis
Batch Quality Control

Analytical Method: 1,8260D
Analytical Date: 07/08/25 21:39
Analyst: MJV

Parameter	Result	Qualifier	Units	RL	MDL
Volatile Organics by GC/MS - Westborough Lab for sample(s): 01-09 Batch: WG2088398-5					
n-Butylbenzene	ND		ug/l	0.50	--
sec-Butylbenzene	ND		ug/l	0.50	--
tert-Butylbenzene	ND		ug/l	1.0	--
o-Chlorotoluene	ND		ug/l	1.0	--
p-Chlorotoluene	ND		ug/l	1.0	--
1,2-Dibromo-3-chloropropane	ND		ug/l	1.0	--
Hexachlorobutadiene	ND		ug/l	0.50	--
Isopropylbenzene	ND		ug/l	0.50	--
p-Isopropyltoluene	ND		ug/l	0.50	--
Naphthalene	ND		ug/l	1.0	--
n-Propylbenzene	ND		ug/l	0.50	--
1,2,3-Trichlorobenzene	ND		ug/l	1.0	--
1,2,4-Trichlorobenzene	ND		ug/l	1.0	--
1,3,5-Trimethylbenzene	ND		ug/l	1.0	--
1,2,4-Trimethylbenzene	ND		ug/l	1.0	--
trans-1,4-Dichloro-2-butene	ND		ug/l	2.5	--
Ethyl ether	ND		ug/l	1.0	--
Methyl cyclohexane	ND		ug/l	10	--
1,2,4,5-Tetramethylbenzene	ND		ug/l	2.0	--

Surrogate	%Recovery	Qualifier	Acceptance Criteria
1,2-Dichloroethane-d4	98		70-130
Toluene-d8	98		70-130
4-Bromofluorobenzene	106		70-130
Dibromofluoromethane	104		70-130

Lab Control Sample Analysis

Batch Quality Control

Project Name: DUVALTEX GUILFORD

Lab Number: L2541367

Project Number: 250321.01

Report Date: 07/09/25

Parameter	LCS %Recovery	Qual	LCSD %Recovery	Qual	%Recovery Limits	RPD	Qual	RPD Limits
Volatile Organics by GC/MS - Westborough Lab Associated sample(s): 01-09 Batch: WG2088398-3 WG2088398-4								
Methylene chloride	100		100		70-130	0		20
1,1-Dichloroethane	100		99		70-130	1		20
Chloroform	99		98		70-130	1		20
Carbon tetrachloride	97		96		63-132	1		20
1,2-Dichloropropane	100		100		70-130	0		20
Dibromochloromethane	110		110		63-130	0		20
1,1,2-Trichloroethane	110		110		70-130	0		20
Tetrachloroethene	110		100		70-130	10		20
Chlorobenzene	100		100		75-130	0		25
Trichlorofluoromethane	94		92		62-150	2		20
1,2-Dichloroethane	100		98		70-130	2		20
1,1,1-Trichloroethane	100		100		67-130	0		20
Bromodichloromethane	98		97		67-130	1		20
trans-1,3-Dichloropropene	100		100		70-130	0		20
cis-1,3-Dichloropropene	100		100		70-130	0		20
1,1-Dichloropropene	110		110		70-130	0		20
Bromoform	100		100		54-136	0		20
1,1,2,2-Tetrachloroethane	110		100		67-130	10		20
Benzene	110		100		70-130	10		25
Toluene	100		100		70-130	0		25
Ethylbenzene	100		100		70-130	0		20
Chloromethane	87		87		64-130	0		20
Bromomethane	74		74		39-139	0		20

Lab Control Sample Analysis

Batch Quality Control

Project Name: DUVALTEX GUILFORD

Lab Number: L2541367

Project Number: 250321.01

Report Date: 07/09/25

Parameter	LCS %Recovery	Qual	LCSD %Recovery	Qual	%Recovery Limits	RPD	Qual	RPD Limits
Volatile Organics by GC/MS - Westborough Lab Associated sample(s): 01-09 Batch: WG2088398-3 WG2088398-4								
Vinyl chloride	94		96		55-140	2		20
Chloroethane	97		91		55-138	6		20
1,1-Dichloroethene	98		98		61-145	0		25
trans-1,2-Dichloroethene	100		100		70-130	0		20
Trichloroethene	97		97		70-130	0		25
1,2-Dichlorobenzene	110		100		70-130	10		20
1,3-Dichlorobenzene	110		100		70-130	10		20
1,4-Dichlorobenzene	100		100		70-130	0		20
Methyl tert butyl ether	100		100		63-130	0		20
p/m-Xylene	105		105		70-130	0		20
o-Xylene	105		100		70-130	5		20
cis-1,2-Dichloroethene	100		100		70-130	0		20
Dibromomethane	100		100		70-130	0		20
1,4-Dichlorobutane	100		100		70-130	0		20
1,2,3-Trichloropropane	100		100		64-130	0		20
Styrene	105		105		70-130	0		20
Dichlorodifluoromethane	110		100		36-147	10		20
Acetone	96		97		58-148	1		20
Carbon disulfide	71		71		51-130	0		20
2-Butanone	95		93		63-138	2		20
Vinyl acetate	100		89		70-130	12		20
4-Methyl-2-pentanone	100		100		59-130	0		20
2-Hexanone	100		100		57-130	0		20

Lab Control Sample Analysis Batch Quality Control

Project Name: DUVALTEX GUILFORD

Lab Number: L2541367

Project Number: 250321.01

Report Date: 07/09/25

Parameter	LCS %Recovery	Qual	LCS %Recovery	Qual	%Recovery Limits	RPD	Qual	RPD Limits
Volatile Organics by GC/MS - Westborough Lab Associated sample(s): 01-09 Batch: WG2088398-3 WG2088398-4								
Ethyl methacrylate	110		110		70-130	0		20
Acrylonitrile	100		97		70-130	3		20
Bromochloromethane	110		110		70-130	0		20
Tetrahydrofuran	96		100		58-130	4		20
2,2-Dichloropropane	98		96		63-133	2		20
1,2-Dibromoethane	110		110		70-130	0		20
1,3-Dichloropropane	110		110		70-130	0		20
1,1,1,2-Tetrachloroethane	100		100		64-130	0		20
Bromobenzene	110		100		70-130	10		20
n-Butylbenzene	100		100		53-136	0		20
sec-Butylbenzene	100		100		70-130	0		20
tert-Butylbenzene	100		100		70-130	0		20
o-Chlorotoluene	100		100		70-130	0		20
p-Chlorotoluene	100		100		70-130	0		20
1,2-Dibromo-3-chloropropane	110		110		41-144	0		20
Hexachlorobutadiene	100		100		63-130	0		20
Isopropylbenzene	100		98		70-130	2		20
p-Isopropyltoluene	110		100		70-130	10		20
Naphthalene	120		110		70-130	9		20
n-Propylbenzene	100		100		69-130	0		20
1,2,3-Trichlorobenzene	110		110		70-130	0		20
1,2,4-Trichlorobenzene	110		100		70-130	10		20
1,3,5-Trimethylbenzene	100		100		64-130	0		20

Lab Control Sample Analysis
Batch Quality Control

Project Name: DUVALTEX GUILFORD

Lab Number: L2541367

Project Number: 250321.01

Report Date: 07/09/25

Parameter	LCS		LCSD		%Recovery Limits	RPD	Qual	RPD Limits
	%Recovery	Qual	%Recovery	Qual				
Volatile Organics by GC/MS - Westborough Lab Associated sample(s): 01-09 Batch: WG2088398-3 WG2088398-4								
1,2,4-Trimethylbenzene	110		110		70-130	0		20
trans-1,4-Dichloro-2-butene	80		83		70-130	4		20
Ethyl ether	100		99		59-134	1		20
Methyl cyclohexane	92		91		70-130	1		20
1,2,4,5-Tetramethylbenzene	94		93		70-130	1		20

Surrogate	LCS		LCSD		Acceptance Criteria
	%Recovery	Qual	%Recovery	Qual	
1,2-Dichloroethane-d4	100		101		70-130
Toluene-d8	103		102		70-130
4-Bromofluorobenzene	105		104		70-130
Dibromofluoromethane	99		99		70-130

Project Name: DUVALTEX GUILFORD**Lab Number:** L2541367**Project Number:** 250321.01**Report Date:** 07/09/25**Sample Receipt and Container Information**

Were project specific reporting limits specified?

YES

Cooler Information

Cooler	Custody Seal
A	Absent

Container Information

Container ID	Container Type	Cooler	Initial pH	Final pH	Temp deg C	Pres	Seal	Frozen Date/Time	Analysis(*)
L2541367-01A	Vial HCl preserved	NA	NA			Y	Absent		ME-8260(14)
L2541367-01B	Vial HCl preserved	NA	NA			Y	Absent		ME-8260(14)
L2541367-01C	Vial HCl preserved	NA	NA			Y	Absent		ME-8260(14)
L2541367-02A	Vial HCl preserved	NA	NA			Y	Absent		ME-8260(14)
L2541367-02B	Vial HCl preserved	NA	NA			Y	Absent		ME-8260(14)
L2541367-02C	Vial HCl preserved	NA	NA			Y	Absent		ME-8260(14)
L2541367-03A	Vial HCl preserved	NA	NA			Y	Absent		ME-8260(14)
L2541367-03B	Vial HCl preserved	NA	NA			Y	Absent		ME-8260(14)
L2541367-03C	Vial HCl preserved	NA	NA			Y	Absent		ME-8260(14)
L2541367-04A	Vial HCl preserved	NA	NA			Y	Absent		ME-8260(14)
L2541367-04B	Vial HCl preserved	NA	NA			Y	Absent		ME-8260(14)
L2541367-04C	Vial HCl preserved	NA	NA			Y	Absent		ME-8260(14)
L2541367-05A	Vial HCl preserved	NA	NA			Y	Absent		ME-8260(14)
L2541367-05B	Vial HCl preserved	NA	NA			Y	Absent		ME-8260(14)
L2541367-05C	Vial HCl preserved	NA	NA			Y	Absent		ME-8260(14)
L2541367-06A	Vial HCl preserved	NA	NA			Y	Absent		ME-8260(14)
L2541367-06B	Vial HCl preserved	NA	NA			Y	Absent		ME-8260(14)
L2541367-06C	Vial HCl preserved	NA	NA			Y	Absent		ME-8260(14)
L2541367-07A	Vial HCl preserved	NA	NA			Y	Absent		ME-8260(14)
L2541367-07B	Vial HCl preserved	NA	NA			Y	Absent		ME-8260(14)
L2541367-07C	Vial HCl preserved	NA	NA			Y	Absent		ME-8260(14)
L2541367-08A	Vial HCl preserved	NA	NA			Y	Absent		ME-8260(14)
L2541367-08B	Vial HCl preserved	NA	NA			Y	Absent		ME-8260(14)

Project Name: DUVALTEX GUILFORD

Project Number: 250321.01

Serial_No:07092509:43

Lab Number: L2541367

Report Date: 07/09/25

Container Information

Container ID	Container Type	Cooler	Initial pH	Final pH	Temp deg C	Pres	Seal	Frozen Date/Time	Analysis(*)
L2541367-08C	Vial HCl preserved	NA	NA			Y	Absent		ME-8260(14)
L2541367-09A	Vial HCl preserved	NA	NA			Y	Absent		ME-8260(14)
L2541367-09B	Vial HCl preserved	NA	NA			Y	Absent		ME-8260(14)
L2541367-09C	Vial HCl preserved	NA	NA			Y	Absent		ME-8260(14)

Project Name: DUVALTEX GUILFORD
Project Number: 250321.01

Lab Number: L2541367
Report Date: 07/09/25

GLOSSARY

Acronyms

DL	- Detection Limit: This value represents the level to which target analyte concentrations are reported as estimated values, when those target analyte concentrations are quantified below the limit of quantitation (LOQ). The DL includes any adjustments from dilutions, concentrations or moisture content, where applicable. (DoD report formats only.)
EDL	- Estimated Detection Limit: This value represents the level to which target analyte concentrations are reported as estimated values, when those target analyte concentrations are quantified below the reporting limit (RL). The EDL includes any adjustments from dilutions, concentrations or moisture content, where applicable. The use of EDLs is specific to the analysis of PAHs using Solid-Phase Microextraction (SPME).
EMPC	- Estimated Maximum Possible Concentration: The concentration that results from the signal present at the retention time of an analyte when the ions meet all of the identification criteria except the ion abundance ratio criteria. An EMPC is a worst-case estimate of the concentration.
EPA	- Environmental Protection Agency.
LCS	- Laboratory Control Sample: A sample matrix, free from the analytes of interest, spiked with verified known amounts of analytes or a material containing known and verified amounts of analytes.
LCSD	- Laboratory Control Sample Duplicate: Refer to LCS.
LFB	- Laboratory Fortified Blank: A sample matrix, free from the analytes of interest, spiked with verified known amounts of analytes or a material containing known and verified amounts of analytes.
LOD	- Limit of Detection: This value represents the level to which a target analyte can reliably be detected for a specific analyte in a specific matrix by a specific method. The LOD includes any adjustments from dilutions, concentrations or moisture content, where applicable. (DoD report formats only.)
LOQ	- Limit of Quantitation: The value at which an instrument can accurately measure an analyte at a specific concentration. The LOQ includes any adjustments from dilutions, concentrations or moisture content, where applicable. (DoD report formats only.) Limit of Quantitation: The value at which an instrument can accurately measure an analyte at a specific concentration. The LOQ includes any adjustments from dilutions, concentrations or moisture content, where applicable. (DoD report formats only.)
MDL	- Method Detection Limit: This value represents the level to which target analyte concentrations are reported as estimated values, when those target analyte concentrations are quantified below the reporting limit (RL). The MDL includes any adjustments from dilutions, concentrations or moisture content, where applicable.
MS	- Matrix Spike Sample: A sample prepared by adding a known mass of target analyte to a specified amount of matrix sample for which an independent estimate of target analyte concentration is available. For Method 332.0, the spike recovery is calculated using the native concentration, including estimated values.
MSD	- Matrix Spike Sample Duplicate: Refer to MS.
NA	- Not Applicable.
NC	- Not Calculated: Term is utilized when one or more of the results utilized in the calculation are non-detect at the parameter's reporting unit.
NDPA/DPA	- N-Nitrosodiphenylamine/Diphenylamine.
NI	- Not Ignitable.
NP	- Non-Plastic: Term is utilized for the analysis of Atterberg Limits in soil.
NR	- No Results: Term is utilized when 'No Target Compounds Requested' is reported for the analysis of Volatile or Semivolatile Organic TIC only requests.
RL	- Reporting Limit: The value at which an instrument can accurately measure an analyte at a specific concentration. The RL includes any adjustments from dilutions, concentrations or moisture content, where applicable.
RPD	- Relative Percent Difference: The results from matrix and/or matrix spike duplicates are primarily designed to assess the precision of analytical results in a given matrix and are expressed as relative percent difference (RPD). Values which are less than five times the reporting limit for any individual parameter are evaluated by utilizing the absolute difference between the values; although the RPD value will be provided in the report.
SRM	- Standard Reference Material: A reference sample of a known or certified value that is of the same or similar matrix as the associated field samples.
STLP	- Semi-dynamic Tank Leaching Procedure per EPA Method 1315.
TEF	- Toxic Equivalency Factors: The values assigned to each dioxin and furan to evaluate their toxicity relative to 2,3,7,8-TCDD.
TEQ	- Toxic Equivalent: The measure of a sample's toxicity derived by multiplying each dioxin and furan by its corresponding TEF and then summing the resulting values.
TIC	- Tentatively Identified Compound: A compound that has been identified to be present and is not part of the target compound list (TCL) for the method and/or program. All TICs are qualitatively identified and reported as estimated concentrations.

Report Format: Data Usability Report



Project Name: DUVALTEX GUILFORD
Project Number: 250321.01

Lab Number: L2541367
Report Date: 07/09/25

Footnotes

- 1 - The reference for this analyte should be considered modified since this analyte is absent from the target analyte list of the original method.

Terms

Analytical Method: Both the document from which the method originates and the analytical reference method. (Example: EPA 8260B is shown as 1,8260B.) The codes for the reference method documents are provided in the References section of the Addendum.

Chlordane: The target compound Chlordane (CAS No. 57-74-9) is reported for GC ECD analyses. Per EPA, this compound "refers to a mixture of chlordane isomers, other chlorinated hydrocarbons and numerous other components." (Reference: USEPA Toxicological Review of Chlordane, In Support of Summary Information on the Integrated Risk Information System (IRIS), December 1997.)

Difference: With respect to Total Oxidizable Precursor (TOP) Assay analysis, the difference is defined as the Post-Treatment value minus the Pre-Treatment value.

Final pH: As it pertains to Sample Receipt & Container Information section of the report, Final pH reflects pH of container determined after adjustment at the laboratory, if applicable. If no adjustment required, value reflects Initial pH.

Frozen Date/Time: With respect to Volatile Organics in soil, Frozen Date/Time reflects the date/time at which associated Reagent Water-preserved vials were initially frozen. Note: If frozen date/time is beyond 48 hours from sample collection, value will be reflected in 'bold'.

Gasoline Range Organics (GRO): Gasoline Range Organics (GRO) results include all chromatographic peaks eluting from Methyl tert butyl ether through Naphthalene, with the exception of GRO analysis in support of State of Ohio programs, which includes all chromatographic peaks eluting from Hexane through Dodecane.

Initial pH: As it pertains to Sample Receipt & Container Information section of the report, Initial pH reflects pH of container determined upon receipt, if applicable.

PAH Total: With respect to Alkylated PAH analyses, the 'PAHs, Total' result is defined as the summation of results for all or a subset of the following compounds: Naphthalene, C1-C4 Naphthalenes, 2-Methylnaphthalene, 1-Methylnaphthalene, Biphenyl, Acenaphthylene, Acenaphthene, Fluorene, C1-C3 Fluorenes, Phenanthrene, C1-C4 Phenanthrenes/Anthracenes, Anthracene, Fluoranthene, Pyrene, C1-C4 Fluoranthenes/Pyrenes, Benz(a)anthracene, Chrysene, C1-C4 Chrysenes, Benzo(b)fluoranthene, Benzo(j)+(k)fluoranthene, Benzo(e)pyrene, Benzo(a)pyrene, Perylene, Indeno(1,2,3-cd)pyrene, Dibenz(ah)+(ac)anthracene, Benzo(g,h,i)perylene. If a 'Total' result is requested, the results of its individual components will also be reported.

PFAS Total: With respect to PFAS analyses, the 'PFAS, Total (5)' result is defined as the summation of results for: PFHpA, PFHxS, PFOA, PFNA and PFOS. In addition, the 'PFAS, Total (6)' result is defined as the summation of results for: PFHpA, PFHxS, PFOA, PFNA, PFDA and PFOS. For MassDEP DW compliance analysis only, the 'PFAS, Total (6)' result is defined as the summation of results at or above the RL. Note: If a 'Total' result is requested, the results of its individual components will also be reported.

Total: With respect to Organic analyses, a 'Total' result is defined as the summation of results for individual isomers or Aroclors. If a 'Total' result is requested, the results of its individual components will also be reported. This is applicable to 'Total' results for methods 8260, 8081 and 8082.

Data Qualifiers

- A** - Spectra identified as "Aldol Condensates" are byproducts of the extraction/concentration procedures when acetone is introduced in the process.
- B** - The analyte was detected above the reporting limit in the associated method blank. Flag only applies to associated field samples that have detectable concentrations of the analyte at less than ten times (10x) the concentration found in the blank. For MCP-related projects, flag only applies to associated field samples that have detectable concentrations of the analyte at less than ten times (10x) the concentration found in the blank. For DOD-related projects, flag only applies to associated field samples that have detectable concentrations of the analyte at less than ten times (10x) the concentration found in the blank AND the analyte was detected above one-half the reporting limit (or above the reporting limit for common lab contaminants) in the associated method blank. For NJ-Air-related projects, flag only applies to associated field samples that have detectable concentrations of the analyte above the reporting limit. For NJ-related projects (excluding Air), flag only applies to associated field samples that have detectable concentrations of the analyte, which was detected above the reporting limit in the associated method blank or above five times the reporting limit for common lab contaminants (Phthalates, Acetone, Methylene Chloride, 2-Butanone).
- C** - Co-elution: The target analyte co-elutes with a known lab standard (i.e. surrogate, internal standards, etc.) for co-extracted analyses.
- D** - Concentration of analyte was quantified from diluted analysis. Flag only applies to field samples that have detectable concentrations of the analyte.
- E** - Concentration of analyte exceeds the range of the calibration curve and/or linear range of the instrument.
- F** - The ratio of quantifier ion response to qualifier ion response falls outside of the laboratory criteria. Results are considered to be an estimated maximum concentration.
- G** - The concentration may be biased high due to matrix interferences (i.e. co-elution) with non-target compound(s). The result should be considered estimated.
- H** - The analysis of pH was performed beyond the regulatory-required holding time of 15 minutes from the time of sample collection.
- I** - The lower value for the two columns has been reported due to obvious interference.
- J** - Estimated value. This represents an estimated concentration for Tentatively Identified Compounds (TICs).
- M** - Reporting Limit (RL) exceeds the MCP CAM Reporting Limit for this analyte.

Report Format: Data Usability Report



Project Name: DUVALTEX GUILFORD
Project Number: 250321.01

Lab Number: L2541367
Report Date: 07/09/25

Data Qualifiers

- ND** - Not detected at the reporting limit (RL) for the sample.
- NJ** - Presumptive evidence of compound. This represents an estimated concentration for Tentatively Identified Compounds (TICs), where the identification is based on a mass spectral library search.
- P** - The RPD between the results for the two columns exceeds the method-specified criteria.
- Q** - The quality control sample exceeds the associated acceptance criteria. For DOD-related projects, LCS and/or Continuing Calibration Standard exceedences are also qualified on all associated sample results. Note: This flag is not applicable for matrix spike recoveries when the sample concentration is greater than 4x the spike added or for batch duplicate RPD when the sample concentrations are less than 5x the RL. (Metals only.)
- R** - Analytical results are from sample re-analysis.
- RE** - Analytical results are from sample re-extraction.
- S** - Analytical results are from modified screening analysis.
- V** - The surrogate associated with this target analyte has a recovery outside the QC acceptance limits. (Applicable to MassDEP DW Compliance samples only.)
- Z** - The batch matrix spike and/or duplicate associated with this target analyte has a recovery/RPD outside the QC acceptance limits. (Applicable to MassDEP DW Compliance samples only.)

Project Name: DUVALTEX GUILFORD
Project Number: 250321.01

Lab Number: L2541367
Report Date: 07/09/25

REFERENCES

- 1 Test Methods for Evaluating Solid Waste: Physical/Chemical Methods. EPA SW-846. Third Edition. Updates I - VI, 2018.

LIMITATION OF LIABILITIES

Pace Analytical Services performs services with reasonable care and diligence normal to the analytical testing laboratory industry. In the event of an error, the sole and exclusive responsibility of Pace Analytical Services shall be to re-perform the work at it's own expense. In no event shall Pace Analytical Services be held liable for any incidental, consequential or special damages, including but not limited to, damages in any way connected with the use of, interpretation of, information or analysis provided by Pace Analytical Services.

We strongly urge our clients to comply with EPA protocol regarding sample volume, preservation, cooling, containers, sampling procedures, holding time and splitting of samples in the field.



Certification Information

The following analytes are not included in our Primary NELAP Scope of Accreditation:

Westborough Facility – 8 Walkup Dr. Westborough, MA 01581

EPA 624.1: m/p-xylene, o-xylene, Naphthalene

EPA 625.1: alpha-Terpineol

EPA 8260D: NPW: 1,2,4,5-Tetramethylbenzene; 4-Ethyltoluene; SCM: Iodomethane (methyl iodide), 1,2,4,5-Tetramethylbenzene; 4-Ethyltoluene.

EPA 8270E: NPW: Dimethylnaphthalene, 1,4-Diphenylhydrazine, alpha-Terpineol, Azobenzene; SCM: Dimethylnaphthalene, 1,4-Diphenylhydrazine.

SM4500: NPW: Amenable Cyanide; SCM: Total Phosphorus, TKN, NO₂, NO₃.

Mansfield Facility – 320 Forbes Blvd. Mansfield, MA 02048

SM 2540D: TSS.

EPA TO-15: Halothane, 2,4,4-Trimethyl-2-pentene, 2,4,4-Trimethyl-1-pentene, Thiophene, 2-Methylthiophene,

3-Methylthiophene, 2-Ethylthiophene, 1,2,3-Trimethylbenzene, Indan, Indene, 1,2,4,5-Tetramethylbenzene, Benzothiophene, 1-Methylnaphthalene.

MADEP-APH.

Nonpotable Water: EPA RSK-175 Dissolved Gases

Biological Tissue Matrix: EPA 3050B

Mansfield Facility – 120 Forbes Blvd. Mansfield, MA 02048

EPA TO-15: Halothane, 2,4,4-Trimethyl-2-pentene, 2,4,4-Trimethyl-1-pentene, Thiophene, 2-Methylthiophene,

3-Methylthiophene, 2-Ethylthiophene, 1,2,3-Trimethylbenzene, Indan, Indene, 1,2,4,5-Tetramethylbenzene, Benzothiophene, 1-Methylnaphthalene.

Nonpotable Water: EPA RSK-175 Dissolved Gases

The following test method is not included in our New Jersey Secondary NELAP Scope of Accreditation:

Mansfield Facility – 320 Forbes Blvd. Mansfield, MA 02048

Determination of Selected Perfluorinated Alkyl Substances by Solid Phase Extraction and Liquid Chromatography/Tandem Mass Spectrometry Isotope Dilution (via Alpha SOP 23528)

The following analytes are included in our Massachusetts DEP Scope of Accreditation

Westborough Facility – 8 Walkup Dr. Westborough, MA 01581

Drinking Water

EPA 300.0: Chloride, Nitrate-N, Fluoride, Sulfate; **EPA 353.2:** Nitrate-N, Nitrite-N; **SM4500NO3-F:** Nitrate-N, Nitrite-N; **SM4500F-C, SM4500CN-CE,**

EPA 180.1, SM2130B, SM4500Cl-D, SM2320B, SM2540C, SM4500H-B, SM4500NO2-B

EPA 524.2: THMs and VOCs; **EPA 504.1:** EDB, DBCP.

Microbiology: SM9215B; SM9223-P/A, SM9223B-Colilert-QT, SM9222D.

Non-Potable Water

SM4500H,B, EPA 120.1, SM2510B, SM2540C, SM2320B, SM4500CL-E, SM4500F-BC, SM4500NH3-BH: Ammonia-N and Kjeldahl-N, **EPA 350.1:**

Ammonia-N, **LACHAT 10-107-06-1-B:** Ammonia-N, **EPA 351.1, SM4500NO3-F, EPA 353.2:** Nitrate-N, **SM4500P-E, SM4500P-B, E, SM4500SO4-E,**

SM5220D, EPA 410.4, SM5210B, SM5310C, SM4500CL-D, EPA 1664, EPA 420.1, SM4500-CN-CE, SM2540D, EPA 300: Chloride, Sulfate, Nitrate.

EPA 624.1: Volatile Halocarbons & Aromatics,

EPA 608.3: Chlordane, Toxaphene, Aldrin, alpha-BHC, beta-BHC, gamma-BHC, delta-BHC, Dieldrin, DDD, DDE, DDT, Endosulfan I, Endosulfan II,

Endosulfan sulfate, Endrin, Endrin Aldehyde, Heptachlor, Heptachlor Epoxide, PCBs

EPA 625.1: SVOC (Acid/Base/Neutral Extractables).

Microbiology: SM9223B-Colilert-QT; Enterolert-QT, EPA 1600, EPA 1603, SM9222D.

Mansfield Facility – 320 Forbes Blvd. Mansfield, MA 02048

Drinking Water

EPA 200.7: Al, Ba, Cd, Cr, Cu, Fe, Mn, Ni, Na, Ag, Ca, Zn. **EPA 200.8:** Al, Sb, As, Ba, Be, Cd, Cr, Cu, Pb, Mn, Ni, Se, Ag, TL, Zn. **EPA 245.1** Hg.

EPA 522, EPA 537.1.

Non-Potable Water

EPA 200.7: Al, Sb, As, Be, Cd, Ca, Cr, Co, Cu, Fe, Pb, Mg, Mn, Mo, Ni, K, Se, Ag, Na, Sr, TL, Ti, V, Zn.

EPA 200.8: Al, Sb, As, Be, Cd, Cr, Cu, Fe, Pb, Mn, Ni, K, Se, Ag, Na, TL, Zn.

EPA 245.1 Hg.

SM2340B

Pace Analytical Services LLC

ID No.:17873

Facility: **Northeast**

Revision 27

Department: **Quality Assurance**

Published Date: 01/24/2025

Title: **Certificate/Approval Program Summary**

Page 2 of 2

Certification IDs:**Westborough Facility – 8 Walkup Dr. Westborough, MA 01581**

CT PH-0826, IL 200077, IN C-MA-03, KY JY98045, ME MA00086, MD 348, MA M-MA086, NH 2064, NJ MA935, NY 11148, NC (DW) 25700, NC (NPW/SCM) 666, OR MA-1316, PA 68-03671, RI LAO00065, TX T104704476, VT VT-0935, VA 460195

Mansfield Facility – 320 Forbes Blvd. Mansfield, MA 02048

CT PH-0825, ANAB/DoD L2474, IL 200081, IN C-MA-04, KY KY98046, LA 3090, ME MA00030, MI 9110, MN 025-999-495, NH 2062, NJ MA015, NY 11627, NC (NPW/SCM) 685, OR MA-0262, PA 68-02089, RI LAO00299, TX T-104704419, VT VT-0015, VA 460194, WA C954

Mansfield Facility – 120 Forbes Blvd. Mansfield, MA 02048

ANAB/DoD L2474, ME MA01156, MN 025-999-498, NH 2249, NJ MA025, NY 12191, OR 4203, TX T104704583, VA 460311, WA C1104.

For a complete listing of analytes and methods, please contact your Project Manager.



4 Blanchard Road, P.O. Box 85A
 Cumberland, ME 04021
 Tel: 207.829.5016 Fax: 207.829.5692
 smemaine.com

CHAIN OF CUSTODY RECORD

12541367

Client: Sevee & Maher Engineers Inc. Project Name: Duvaltex Guilford
 Address: 4 Blanchard Rd Project Location: Guilford
 Town: Cumberland Center, Maine Project Number: 250321.01
 Phone: 207 829 5016 Project Manager: Lisa Jacob
 Email: tew@smemaine.com Quote #:

TURN-AROUND TIME
 Standard Rush

PRESERVATION CODE
 B

ANALYSIS REQUIRED

VOA-8260

- Preservative
- A = No Pres., 4C
 - B = HCL
 - C = HNO3
 - D = H2SO4
 - E = NaOH
 - F = MeOH
 - G = DI WATER
 - H = Trizma
 - I = ZnAc/NaOH
 - J = Na2S2O2
 - K = Na2S2O3
 - L = NaHSO4
 - N = N/A
 - O = Other

Other Project Specific Requirements/Comment/Detection Limits:

SEE PAGE 2 OF 2 FOR CODES / METHODS INFO

SAMPLE	COLLECTION		Sampler's Initials	MATRIX W - Water L - Liquid S - Solid	If con-tainers		REMARKS	LAB. No.
	DATE	TIME						
01 BT-XXX-X-010	6-30-25	700	PAS	W	3	3		
02 GW-101-X-011		1230		W	3	3	* Could we get a 5-Day TAT for all water samples on this COC * Thank, You	
03 GW-102-X-012		1108		W	3	3		
04 GW-103-X-013		1550		W	3	3		
05 GW-104-X-014		1615		W	3	3		
06 GW-DP1-X-018		-		W	3	3		
07 GW-XX2-X-015		930		W	3	3		
08 GW-XX4-X-016		1020		W	3	3		
09 GW-XX6-X-017		1145		W	3	3		

Relinquished	Date	Time	Received By:	Date	Time
	7-1-25	930		7/1/25	1555
	7/1/25	1945		7/1/25	1945



Sample Delivery Group Summary

Pace Job Number : L2541367

Received : 01-JUL-2025

Account Name : Sevee & Maher Engineers, Inc.

Reviewer : Majid Abdul

Project Number : 250321.01

Project Name : DUVALTEX GUILFORD

Delivery Information

Samples Delivered By : Pace Courier

Chain of Custody : Present

Cooler Information

Cooler	Seal/Seal#	Preservation	Temperature(°C)	Additional Information
A	Absent/	Ice	2.9	

Condition Information

- | | |
|--|------------|
| 1) All samples on COC received? | YES |
| 2) Extra samples received? | NO |
| 3) Are there any sample container discrepancies? | NO |
| 4) Are there any discrepancies between COC & sample labels? | NO |
| 5) Are samples in appropriate containers for requested analysis? | YES |
| 6) Are samples properly preserved for requested analysis? | YES |
| 7) Are samples within holding time for requested analysis? | YES |
| 8) All sampling equipment returned? | NA |

Volatile Organics/VPH

- | | |
|--|-----------|
| 1) Reagent Water Vials Frozen by Client? | NO |
|--|-----------|



ANALYTICAL REPORT

Lab Number:	L2539305
Client:	Sevee & Maher Engineers, Inc. 4 Blanchard Road P.O. Box 85A Cumberland Center, ME 04021
ATTN:	Lisa Jacob
Phone:	(207) 829-5016
Project Name:	DUVALTEX GUILFORD
Project Number:	250321.01
Report Date:	07/10/25

The original project report/data package is held by Pace Analytical Services. This report/data package is paginated and should be reproduced only in its entirety. Pace Analytical Services holds no responsibility for results and/or data that are not consistent with the original.

Certifications & Approvals: NH ELAP (2249).

120 Forbes Boulevard, Mansfield, MA 02048-1806
508-822-9300 (Fax) 508-822-3288 800-624-9220 - www.pacelabs.com



Project Name: DUVALTEX GUILFORD
Project Number: 250321.01

Lab Number: L2539305
Report Date: 07/10/25

Lab Sample ID	Client ID	Matrix	Sample Location	Collection Date/Time	Receive Date
L2539305-01	AG-BCK-X-00C	AIR	GUILFORD	06/19/25 14:58	06/20/25
L2539305-02	AG-X16-X-008	SOIL_VAPOR	GUILFORD	06/19/25 15:48	06/20/25
L2539305-03	AG-X21-X-009	SOIL_VAPOR	GUILFORD	06/19/25 16:36	06/20/25
L2539305-04	UNUSED CAN #3207	SOIL_VAPOR	GUILFORD		06/20/25

Project Name: DUVALTEX GUILFORD
Project Number: 250321.01

Lab Number: L2539305
Report Date: 07/10/25

Case Narrative

The samples were received in accordance with the Chain of Custody and no significant deviations were encountered during the preparation or analysis unless otherwise noted. Sample Receipt, Container Information, and the Chain of Custody are located at the back of the report.

Results contained within this report relate only to the samples submitted under this Pace Lab Number and meet NELAP requirements for all NELAP accredited parameters unless otherwise noted in the following narrative. The data presented in this report is organized by parameter (i.e. VOC, SVOC, etc.). Sample specific Quality Control data (i.e. Surrogate Spike Recovery) is reported at the end of the target analyte list for each individual sample, followed by the Laboratory Batch Quality Control at the end of each parameter. Tentatively Identified Compounds (TICs), if requested, are reported for compounds identified to be present and are not part of the method/program Target Compound List, even if only a subset of the TCL are being reported. If a sample was re-analyzed or re-extracted due to a required quality control corrective action and if both sets of data are reported, the Laboratory ID of the re-analysis or re-extraction is designated with an "R" or "RE", respectively.

When multiple Batch Quality Control elements are reported (e.g. more than one LCS), the associated samples for each element are noted in the grey shaded header line of each data table. Any Laboratory Batch, Sample Specific % recovery or RPD value that is outside the listed Acceptance Criteria is bolded in the report. In reference to questions H (CAM) or 4 (RCP) when "NO" is checked, the performance criteria for CAM and RCP methods allow for some quality control failures to occur and still be within method compliance. In these instances, the specific failure is not narrated but noted in the associated QC Outlier Summary Report, located directly after the Case Narrative. QC information is also incorporated in the Data Usability Assessment table (Format 11) of our Data Merger tool, where it can be reviewed in conjunction with the sample result, associated regulatory criteria and any associated data usability implications.

Soil/sediments and solids are reported on a dry weight basis unless otherwise noted. Tissues are reported "as received" or on a wet weight basis, unless otherwise noted. Definitions of all data qualifiers and acronyms used in this report are provided in the Glossary located at the back of the report.

HOLD POLICY - For samples submitted on hold, Pace's policy is to hold samples (with the exception of Air canisters) free of charge for 21 calendar days from the date the project is completed. After 21 calendar days, we will dispose of all samples submitted including those put on hold unless you have contacted your Pace Project Manager and made arrangements for Pace to continue to hold the samples. Air canisters will be disposed after 3 business days from the date the project is completed.

Please contact Project Management at 800-624-9220 with any questions.

Project Name: DUVALTEX GUILFORD
Project Number: 250321.01

Lab Number: L2539305
Report Date: 07/10/25

Case Narrative (continued)

Volatile Organics in Air

Canisters were released from the laboratory on June 13, 2025. The canister certification data is provided as an addendum.

WG2082942-3: The LCS associated with WG2082942-3 did not meet the acceptance criteria for the full scan analysis. The associated compound(s) for those samples were reported from the SIM analysis.

L2539305-03: The sample was re-analyzed on dilution in order to quantitate the results within the calibration range. The result(s) should be considered estimated, and are qualified with an E flag, for any compound(s) that exceeded the calibration range in the initial analysis. The re-analysis was performed only for the compound(s) that exceeded the calibration range.

L2539305-03D: The sample has elevated detection limits due to the dilution required by the elevated concentrations of target compounds in the sample.

The WG2082942-3 LCS recovery associated with L2539305-01 is below the acceptance limit for vinyl acetate (57%). All samples associated with this LCS do not have reportable amounts of this analyte.

WG2088211-3 LCS recovery associated with L2539305-02 is below the acceptance limit for vinyl acetate (67%). All samples associated with this LCS do not have reportable amounts of this analyte.

I, the undersigned, attest under the pains and penalties of perjury that, to the best of my knowledge and belief and based upon my personal inquiry of those responsible for providing the information contained in this analytical report, such information is accurate and complete. This certificate of analysis is not complete unless this page accompanies any and all pages of this report.

Authorized Signature:  Evan Rezendes

Title: Technical Director/Representative

Date: 07/10/25

QC OUTLIER SUMMARY REPORT

Project Name: DUVALTEX GUILFORD

Lab Number: L2539305

Project Number: 250321.01

Report Date: 07/10/25

Method	Client ID (Native ID)	Lab ID	Parameter	QC Type	Recovery/RPD (%)	QC Limits (%)	Associated Samples	Data Quality Assessment
Volatile Organics in Air - Mansfield Air Lab								
TO-15	Batch QC	WG2082942-3	Vinyl acetate	LCS	57	70-130	01	potential low bias
TO-15	Batch QC	WG2082942-3	Naphthalene	LCS	63	70-130	01	potential low bias
TO-15	Batch QC	WG2082942-3	1,2,3-Trichlorobenzene	LCS	66	70-130	01	potential low bias
TO-15	Batch QC	WG2088211-3	Vinyl acetate	LCS	67	70-130	02	potential low bias

AIR

Project Name: DUVALTEX GUILFORD**Lab Number:** L2539305**Project Number:** 250321.01**Report Date:** 07/10/25**SAMPLE RESULTS**

Lab ID: L2539305-01
 Client ID: AG-BCK-X-00C
 Sample Location: GUILFORD

Date Collected: 06/19/25 14:58
 Date Received: 06/20/25
 Field Prep: Not Specified

Sample Depth:
 Matrix: Air
 Analytical Method: 48,TO-15
 Analytical Date: 06/25/25 02:59
 Analyst: RAY

Parameter	ppbV			ug/m3			Qualifier	Dilution Factor
	Results	RL	MDL	Results	RL	MDL		
Volatile Organics in Air - Mansfield Air Lab								
Propylene	ND	0.500	--	ND	0.861	--		1
Dichlorodifluoromethane	0.460	0.200	--	2.27	0.989	--		1
Chloromethane	0.588	0.200	--	1.21	0.413	--		1
1,2-Dichloro-1,1,2,2-tetrafluoroethane	ND	0.200	--	ND	1.40	--		1
Vinyl chloride	ND	0.200	--	ND	0.511	--		1
1,3-Butadiene	ND	0.200	--	ND	0.442	--		1
Bromomethane	ND	0.200	--	ND	0.777	--		1
Chloroethane	ND	0.200	--	ND	0.528	--		1
Ethyl Alcohol	ND	5.00	--	ND	9.42	--		1
Vinyl bromide	ND	0.200	--	ND	0.874	--		1
Acetone	3.95	1.00	--	9.38	2.38	--		1
Trichlorofluoromethane	0.203	0.200	--	1.14	1.12	--		1
iso-Propyl Alcohol	ND	1.00	--	ND	2.46	--		1
1,1-Dichloroethene	ND	0.200	--	ND	0.793	--		1
Methylene chloride	ND	0.500	--	ND	1.74	--		1
3-Chloropropene	ND	0.200	--	ND	0.626	--		1
Carbon disulfide	ND	0.200	--	ND	0.623	--		1
1,1,2-Trichloro-1,2,2-Trifluoroethane	ND	0.200	--	ND	1.53	--		1
trans-1,2-Dichloroethene	ND	0.200	--	ND	0.793	--		1
1,1-Dichloroethane	ND	0.200	--	ND	0.809	--		1
Methyl tert butyl ether	ND	0.200	--	ND	0.721	--		1
Vinyl acetate	ND	1.00	--	ND	3.52	--		1
2-Butanone	ND	0.500	--	ND	1.47	--		1



Project Name: DUVALTEX GUILFORD**Lab Number:** L2539305**Project Number:** 250321.01**Report Date:** 07/10/25**SAMPLE RESULTS**

Lab ID: L2539305-01
 Client ID: AG-BCK-X-00C
 Sample Location: GUILFORD

Date Collected: 06/19/25 14:58
 Date Received: 06/20/25
 Field Prep: Not Specified

Sample Depth:

Parameter	ppbV			ug/m3			Qualifier	Dilution Factor
	Results	RL	MDL	Results	RL	MDL		
Volatile Organics in Air - Mansfield Air Lab								
cis-1,2-Dichloroethene	ND	0.200	--	ND	0.793	--		1
Ethyl Acetate	ND	0.500	--	ND	1.80	--		1
Chloroform	ND	0.200	--	ND	0.977	--		1
Tetrahydrofuran	ND	0.500	--	ND	1.47	--		1
1,2-Dichloroethane	ND	0.200	--	ND	0.809	--		1
n-Hexane	0.604	0.200	--	2.13	0.705	--		1
1,1,1-Trichloroethane	ND	0.200	--	ND	1.09	--		1
Benzene	ND	0.200	--	ND	0.639	--		1
Carbon tetrachloride	ND	0.200	--	ND	1.26	--		1
Cyclohexane	0.252	0.200	--	0.867	0.688	--		1
1,2-Dichloropropane	ND	0.200	--	ND	0.924	--		1
Xylene (Total)	2.50	0.200	--	10.9	0.869	--		1
Bromodichloromethane	ND	0.200	--	ND	1.34	--		1
1,4-Dioxane	ND	0.200	--	ND	0.721	--		1
Trichloroethene	ND	0.200	--	ND	1.07	--		1
2,2,4-Trimethylpentane	ND	0.200	--	ND	0.934	--		1
Heptane	ND	0.200	--	ND	0.820	--		1
cis-1,3-Dichloropropene	ND	0.200	--	ND	0.908	--		1
4-Methyl-2-pentanone	ND	0.500	--	ND	2.05	--		1
trans-1,3-Dichloropropene	ND	0.200	--	ND	0.908	--		1
1,1,2-Trichloroethane	ND	0.200	--	ND	1.09	--		1
1,2-Dichloroethene (total)	ND	0.200	--	ND	0.793	--		1
Toluene	0.600	0.200	--	2.26	0.754	--		1
1,3-Dichloropropene, Total	ND	0.200	--	ND	0.908	--		1
2-Hexanone	ND	0.200	--	ND	0.820	--		1
Dibromochloromethane	ND	0.200	--	ND	1.70	--		1



Project Name: DUVALTEX GUILFORD
Project Number: 250321.01

Lab Number: L2539305
Report Date: 07/10/25

SAMPLE RESULTS

Lab ID: L2539305-01
 Client ID: AG-BCK-X-00C
 Sample Location: GUILFORD

Date Collected: 06/19/25 14:58
 Date Received: 06/20/25
 Field Prep: Not Specified

Sample Depth:

Parameter	ppbV			ug/m3			Qualifier	Dilution Factor
	Results	RL	MDL	Results	RL	MDL		
Volatile Organics in Air - Mansfield Air Lab								
1,2-Dibromoethane	ND	0.200	--	ND	1.54	--		1
Tetrachloroethene	ND	0.200	--	ND	1.36	--		1
Chlorobenzene	ND	0.200	--	ND	0.921	--		1
Ethylbenzene	0.285	0.200	--	1.24	0.869	--		1
p/m-Xylene	1.84	0.400	--	7.99	1.74	--		1
Bromoform	ND	0.200	--	ND	2.07	--		1
Styrene	ND	0.200	--	ND	0.852	--		1
1,1,1,2-Tetrachloroethane	ND	0.200	--	ND	1.37	--		1
o-Xylene	0.664	0.200	--	2.88	0.869	--		1
4-Ethyltoluene	0.376	0.200	--	1.85	0.983	--		1
1,3,5-Trimethylbenzene	0.288	0.200	--	1.42	0.983	--		1
1,2,4-Trimethylbenzene	1.87	0.200	--	9.19	0.983	--		1
Benzyl chloride	ND	0.200	--	ND	1.04	--		1
1,3-Dichlorobenzene	ND	0.200	--	ND	1.20	--		1
1,4-Dichlorobenzene	ND	0.200	--	ND	1.20	--		1
1,2-Dichlorobenzene	ND	0.200	--	ND	1.20	--		1
1,2,4-Trichlorobenzene	ND	0.200	--	ND	1.48	--		1
Hexachlorobutadiene	ND	0.200	--	ND	2.13	--		1

Internal Standard	% Recovery	Qualifier	Acceptance Criteria
1,4-Difluorobenzene	89		60-140
Bromochloromethane	91		60-140
chlorobenzene-d5	92		60-140



Project Name: DUVALTEX GUILFORD**Lab Number:** L2539305**Project Number:** 250321.01**Report Date:** 07/10/25**SAMPLE RESULTS**

Lab ID: L2539305-01
 Client ID: AG-BCK-X-00C
 Sample Location: GUILFORD

Date Collected: 06/19/25 14:58
 Date Received: 06/20/25
 Field Prep: Not Specified

Sample Depth:

Matrix: Air
 Analytical Method: 48,TO-15-SIM
 Analytical Date: 06/25/25 02:59
 Analyst: RAY

Parameter	ppbV			ug/m3			Qualifier	Dilution Factor
	Results	RL	MDL	Results	RL	MDL		
Volatile Organics in Air by SIM - Mansfield Air Lab								
Naphthalene	0.405	0.050	--	2.12	0.262	--		1

Internal Standard	% Recovery	Qualifier	Acceptance Criteria
1,4-difluorobenzene	94		60-140
bromochloromethane	97		60-140
chlorobenzene-d5	98		60-140



Project Name: DUVALTEX GUILFORD
Project Number: 250321.01

Lab Number: L2539305
Report Date: 07/10/25

SAMPLE RESULTS

Lab ID: L2539305-02
 Client ID: AG-X16-X-008
 Sample Location: GUILFORD

Date Collected: 06/19/25 15:48
 Date Received: 06/20/25
 Field Prep: Not Specified

Sample Depth:
 Matrix: Soil_Vapor
 Analytical Method: 48,TO-15
 Analytical Date: 07/09/25 07:49
 Analyst: RAY

Parameter	ppbV			ug/m3			Qualifier	Dilution Factor
	Results	RL	MDL	Results	RL	MDL		
Volatile Organics in Air - Mansfield Air Lab								
Propylene	ND	0.500	--	ND	0.861	--		1
Dichlorodifluoromethane	0.819	0.200	--	4.05	0.989	--		1
Chloromethane	ND	0.200	--	ND	0.413	--		1
1,2-Dichloro-1,1,2,2-tetrafluoroethane	ND	0.200	--	ND	1.40	--		1
Vinyl chloride	ND	0.200	--	ND	0.511	--		1
1,3-Butadiene	ND	0.200	--	ND	0.442	--		1
Bromomethane	ND	0.200	--	ND	0.777	--		1
Chloroethane	ND	0.200	--	ND	0.528	--		1
Ethyl Alcohol	ND	5.00	--	ND	9.42	--		1
Vinyl bromide	ND	0.200	--	ND	0.874	--		1
Acetone	3.08	1.00	--	7.32	2.38	--		1
Trichlorofluoromethane	2.48	0.200	--	13.9	1.12	--		1
iso-Propyl Alcohol	ND	1.00	--	ND	2.46	--		1
1,1-Dichloroethene	ND	0.200	--	ND	0.793	--		1
Methylene chloride	ND	0.500	--	ND	1.74	--		1
3-Chloropropene	ND	0.200	--	ND	0.626	--		1
Carbon disulfide	ND	0.200	--	ND	0.623	--		1
1,1,2-Trichloro-1,2,2-Trifluoroethane	ND	0.200	--	ND	1.53	--		1
trans-1,2-Dichloroethene	ND	0.200	--	ND	0.793	--		1
1,1-Dichloroethane	ND	0.200	--	ND	0.809	--		1
Methyl tert butyl ether	ND	0.200	--	ND	0.721	--		1
Vinyl acetate	ND	1.00	--	ND	3.52	--		1
2-Butanone	ND	0.500	--	ND	1.47	--		1



Project Name: DUVALTEX GUILFORD
Project Number: 250321.01

Lab Number: L2539305
Report Date: 07/10/25

SAMPLE RESULTS

Lab ID: L2539305-02
 Client ID: AG-X16-X-008
 Sample Location: GUILFORD

Date Collected: 06/19/25 15:48
 Date Received: 06/20/25
 Field Prep: Not Specified

Sample Depth:

Parameter	ppbV			ug/m3			Qualifier	Dilution Factor
	Results	RL	MDL	Results	RL	MDL		
Volatile Organics in Air - Mansfield Air Lab								
cis-1,2-Dichloroethene	ND	0.200	--	ND	0.793	--		1
Ethyl Acetate	ND	0.500	--	ND	1.80	--		1
Chloroform	ND	0.200	--	ND	0.977	--		1
Tetrahydrofuran	ND	0.500	--	ND	1.47	--		1
1,2-Dichloroethane	ND	0.200	--	ND	0.809	--		1
n-Hexane	1.14	0.200	--	4.02	0.705	--		1
1,1,1-Trichloroethane	ND	0.200	--	ND	1.09	--		1
Benzene	0.256	0.200	--	0.818	0.639	--		1
Carbon tetrachloride	ND	0.200	--	ND	1.26	--		1
Cyclohexane	0.329	0.200	--	1.13	0.688	--		1
Xylene (Total)	8.90	0.200	--	38.7	0.869	--		1
1,2-Dichloropropane	ND	0.200	--	ND	0.924	--		1
Bromodichloromethane	ND	0.200	--	ND	1.34	--		1
1,4-Dioxane	ND	0.200	--	ND	0.721	--		1
Trichloroethene	83.5	0.200	--	449	1.07	--		1
2,2,4-Trimethylpentane	ND	0.200	--	ND	0.934	--		1
Heptane	0.512	0.200	--	2.10	0.820	--		1
cis-1,3-Dichloropropene	ND	0.200	--	ND	0.908	--		1
4-Methyl-2-pentanone	ND	0.500	--	ND	2.05	--		1
trans-1,3-Dichloropropene	ND	0.200	--	ND	0.908	--		1
1,1,2-Trichloroethane	ND	0.200	--	ND	1.09	--		1
1,2-Dichloroethene (total)	ND	0.200	--	ND	0.793	--		1
Toluene	3.46	0.200	--	13.0	0.754	--		1
1,3-Dichloropropene, Total	ND	0.200	--	ND	0.908	--		1
2-Hexanone	ND	0.200	--	ND	0.820	--		1
Dibromochloromethane	ND	0.200	--	ND	1.70	--		1



Project Name: DUVALTEX GUILFORD
Project Number: 250321.01

Lab Number: L2539305
Report Date: 07/10/25

SAMPLE RESULTS

Lab ID: L2539305-02
 Client ID: AG-X16-X-008
 Sample Location: GUILFORD

Date Collected: 06/19/25 15:48
 Date Received: 06/20/25
 Field Prep: Not Specified

Sample Depth:

Parameter	ppbV			ug/m3			Qualifier	Dilution Factor
	Results	RL	MDL	Results	RL	MDL		
Volatile Organics in Air - Mansfield Air Lab								
1,2-Dibromoethane	ND	0.200	--	ND	1.54	--		1
Tetrachloroethene	0.390	0.200	--	2.64	1.36	--		1
Chlorobenzene	ND	0.200	--	ND	0.921	--		1
Ethylbenzene	1.23	0.200	--	5.34	0.869	--		1
p/m-Xylene	6.60	0.400	--	28.7	1.74	--		1
Bromoform	ND	0.200	--	ND	2.07	--		1
Styrene	ND	0.200	--	ND	0.852	--		1
1,1,2,2-Tetrachloroethane	ND	0.200	--	ND	1.37	--		1
o-Xylene	2.30	0.200	--	9.99	0.869	--		1
4-Ethyltoluene	1.03	0.200	--	5.06	0.983	--		1
1,3,5-Trimethylbenzene	0.710	0.200	--	3.49	0.983	--		1
1,2,4-Trimethylbenzene	4.15	0.200	--	20.4	0.983	--		1
Benzyl chloride	ND	0.200	--	ND	1.04	--		1
1,3-Dichlorobenzene	ND	0.200	--	ND	1.20	--		1
1,4-Dichlorobenzene	ND	0.200	--	ND	1.20	--		1
1,2-Dichlorobenzene	ND	0.200	--	ND	1.20	--		1
1,2,4-Trichlorobenzene	ND	0.200	--	ND	1.48	--		1
Naphthalene	0.416	0.190	--	2.18	0.996	--		1
Hexachlorobutadiene	ND	0.200	--	ND	2.13	--		1

Internal Standard	% Recovery	Qualifier	Acceptance Criteria
1,4-Difluorobenzene	88		60-140
Bromochloromethane	87		60-140
chlorobenzene-d5	90		60-140



Project Name: DUVALTEX GUILFORD
Project Number: 250321.01

Lab Number: L2539305
Report Date: 07/10/25

SAMPLE RESULTS

Lab ID: L2539305-03
 Client ID: AG-X21-X-009
 Sample Location: GUILFORD

Date Collected: 06/19/25 16:36
 Date Received: 06/20/25
 Field Prep: Not Specified

Sample Depth:
 Matrix: Soil_Vapor
 Analytical Method: 48,TO-15
 Analytical Date: 07/10/25 10:49
 Analyst: RAY

Parameter	ppbV			ug/m3			Qualifier	Dilution Factor
	Results	RL	MDL	Results	RL	MDL		
Volatile Organics in Air - Mansfield Air Lab								
Propylene	ND	0.500	--	ND	0.861	--		1
Dichlorodifluoromethane	1.76	0.200	--	8.70	0.989	--		1
Chloromethane	ND	0.200	--	ND	0.413	--		1
1,2-Dichloro-1,1,2,2-tetrafluoroethane	ND	0.200	--	ND	1.40	--		1
Vinyl chloride	ND	0.200	--	ND	0.511	--		1
1,3-Butadiene	ND	0.200	--	ND	0.442	--		1
Bromomethane	ND	0.200	--	ND	0.777	--		1
Chloroethane	ND	0.200	--	ND	0.528	--		1
Ethyl Alcohol	ND	5.00	--	ND	9.42	--		1
Vinyl bromide	ND	0.200	--	ND	0.874	--		1
Acetone	9.69	1.00	--	23.0	2.38	--		1
Trichlorofluoromethane	0.487	0.200	--	2.74	1.12	--		1
iso-Propyl Alcohol	ND	1.00	--	ND	2.46	--		1
1,1-Dichloroethene	ND	0.200	--	ND	0.793	--		1
Methylene chloride	ND	0.500	--	ND	1.74	--		1
3-Chloropropene	ND	0.200	--	ND	0.626	--		1
Carbon disulfide	0.243	0.200	--	0.757	0.623	--		1
1,1,2-Trichloro-1,2,2-Trifluoroethane	ND	0.200	--	ND	1.53	--		1
trans-1,2-Dichloroethene	ND	0.200	--	ND	0.793	--		1
1,1-Dichloroethane	ND	0.200	--	ND	0.809	--		1
Methyl tert butyl ether	ND	0.200	--	ND	0.721	--		1
Vinyl acetate	ND	1.00	--	ND	3.52	--		1
2-Butanone	ND	0.500	--	ND	1.47	--		1



Project Name: DUVALTEX GUILFORD
Project Number: 250321.01

Lab Number: L2539305
Report Date: 07/10/25

SAMPLE RESULTS

Lab ID: L2539305-03
 Client ID: AG-X21-X-009
 Sample Location: GUILFORD

Date Collected: 06/19/25 16:36
 Date Received: 06/20/25
 Field Prep: Not Specified

Sample Depth:

Parameter	ppbV			ug/m3			Qualifier	Dilution Factor
	Results	RL	MDL	Results	RL	MDL		
Volatile Organics in Air - Mansfield Air Lab								
cis-1,2-Dichloroethene	ND	0.200	--	ND	0.793	--		1
Ethyl Acetate	ND	0.500	--	ND	1.80	--		1
Chloroform	ND	0.200	--	ND	0.977	--		1
Tetrahydrofuran	ND	0.500	--	ND	1.47	--		1
1,2-Dichloroethane	ND	0.200	--	ND	0.809	--		1
n-Hexane	1.16	0.200	--	4.09	0.705	--		1
1,1,1-Trichloroethane	ND	0.200	--	ND	1.09	--		1
Benzene	0.318	0.200	--	1.02	0.639	--		1
Carbon tetrachloride	ND	0.200	--	ND	1.26	--		1
Cyclohexane	0.246	0.200	--	0.847	0.688	--		1
Xylene (Total)	12.5	0.200	--	54.3	0.869	--		1
1,2-Dichloropropane	ND	0.200	--	ND	0.924	--		1
Bromodichloromethane	ND	0.200	--	ND	1.34	--		1
1,4-Dioxane	ND	0.200	--	ND	0.721	--		1
Trichloroethene	255	0.200	--	1370	1.07	--	E	1
2,2,4-Trimethylpentane	ND	0.200	--	ND	0.934	--		1
Heptane	0.552	0.200	--	2.26	0.820	--		1
cis-1,3-Dichloropropene	ND	0.200	--	ND	0.908	--		1
4-Methyl-2-pentanone	ND	0.500	--	ND	2.05	--		1
trans-1,3-Dichloropropene	ND	0.200	--	ND	0.908	--		1
1,1,2-Trichloroethane	ND	0.200	--	ND	1.09	--		1
1,2-Dichloroethene (total)	ND	0.200	--	ND	0.793	--		1
Toluene	4.99	0.200	--	18.8	0.754	--		1
2-Hexanone	ND	0.200	--	ND	0.820	--		1
1,3-Dichloropropene, Total	ND	0.200	--	ND	0.908	--		1
Dibromochloromethane	ND	0.200	--	ND	1.70	--		1



Project Name: DUVALTEX GUILFORD
Project Number: 250321.01

Lab Number: L2539305
Report Date: 07/10/25

SAMPLE RESULTS

Lab ID: L2539305-03
 Client ID: AG-X21-X-009
 Sample Location: GUILFORD

Date Collected: 06/19/25 16:36
 Date Received: 06/20/25
 Field Prep: Not Specified

Sample Depth:

Parameter	ppbV			ug/m3			Qualifier	Dilution Factor
	Results	RL	MDL	Results	RL	MDL		
Volatile Organics in Air - Mansfield Air Lab								
1,2-Dibromoethane	ND	0.200	--	ND	1.54	--		1
Tetrachloroethene	0.352	0.200	--	2.39	1.36	--		1
Chlorobenzene	ND	0.200	--	ND	0.921	--		1
Ethylbenzene	1.80	0.200	--	7.82	0.869	--		1
p/m-Xylene	9.31	0.400	--	40.4	1.74	--		1
Bromoform	ND	0.200	--	ND	2.07	--		1
Styrene	ND	0.200	--	ND	0.852	--		1
1,1,2,2-Tetrachloroethane	ND	0.200	--	ND	1.37	--		1
o-Xylene	3.15	0.200	--	13.7	0.869	--		1
4-Ethyltoluene	1.49	0.200	--	7.33	0.983	--		1
1,3,5-Trimethylbenzene	0.858	0.200	--	4.22	0.983	--		1
1,2,4-Trimethylbenzene	5.41	0.200	--	26.6	0.983	--		1
Benzyl chloride	ND	0.200	--	ND	1.04	--		1
1,3-Dichlorobenzene	ND	0.200	--	ND	1.20	--		1
1,4-Dichlorobenzene	ND	0.200	--	ND	1.20	--		1
1,2-Dichlorobenzene	ND	0.200	--	ND	1.20	--		1
1,2,4-Trichlorobenzene	ND	0.200	--	ND	1.48	--		1
Naphthalene	0.549	0.190	--	2.88	0.996	--		1
Hexachlorobutadiene	ND	0.200	--	ND	2.13	--		1

Internal Standard	% Recovery	Qualifier	Acceptance Criteria
1,4-Difluorobenzene	100		60-140
Bromochloromethane	101		60-140
chlorobenzene-d5	102		60-140



Project Name: DUVALTEX GUILFORD**Lab Number:** L2539305**Project Number:** 250321.01**Report Date:** 07/10/25**SAMPLE RESULTS**

Lab ID: L2539305-03 D

Date Collected: 06/19/25 16:36

Client ID: AG-X21-X-009

Date Received: 06/20/25

Sample Location: GUILFORD

Field Prep: Not Specified

Sample Depth:

Matrix: Soil_Vapor

Analytical Method: 48,TO-15

Analytical Date: 07/10/25 11:58

Analyst: RAY

Parameter	ppbV			ug/m3			Qualifier	Dilution Factor
	Results	RL	MDL	Results	RL	MDL		
Volatile Organics in Air - Mansfield Air Lab								
Trichloroethene	290	1.00	--	1560	5.37	--		5

Internal Standard	% Recovery	Qualifier	Acceptance Criteria
1,4-Difluorobenzene	95		60-140
Bromochloromethane	98		60-140
chlorobenzene-d5	99		60-140



Project Name: DUVALTEX GUILFORD

Lab Number: L2539305

Project Number: 250321.01

Report Date: 07/10/25

Method Blank Analysis Batch Quality Control

Analytical Method: 48,TO-15

Analytical Date: 06/24/25 19:40

Parameter	ppbV			ug/m3			Qualifier	Dilution Factor
	Results	RL	MDL	Results	RL	MDL		
Volatile Organics in Air - Mansfield Air Lab for sample(s): 01 Batch: WG2082942-4								
Chlorodifluoromethane	ND	0.200	--	ND	0.707	--		1
Propylene	ND	0.500	--	ND	0.861	--		1
Propane	ND	0.500	--	ND	0.902	--		1
Dichlorodifluoromethane	ND	0.200	--	ND	0.989	--		1
Chloromethane	ND	0.200	--	ND	0.413	--		1
1,2-Dichloro-1,1,2,2-tetrafluoroethane	ND	0.200	--	ND	1.40	--		1
Methanol	ND	5.00	--	ND	6.55	--		1
Vinyl chloride	ND	0.200	--	ND	0.511	--		1
1,3-Butadiene	ND	0.200	--	ND	0.442	--		1
Butane	ND	0.200	--	ND	0.475	--		1
Bromomethane	ND	0.200	--	ND	0.777	--		1
Chloroethane	ND	0.200	--	ND	0.528	--		1
Ethyl Alcohol	ND	5.00	--	ND	9.42	--		1
Dichlorofluoromethane	ND	0.200	--	ND	0.842	--		1
Vinyl bromide	ND	0.200	--	ND	0.874	--		1
Acrolein	ND	0.500	--	ND	1.15	--		1
Acetone	ND	1.00	--	ND	2.38	--		1
Acetonitrile	ND	0.200	--	ND	0.336	--		1
Trichlorofluoromethane	ND	0.200	--	ND	1.12	--		1
iso-Propyl Alcohol	ND	1.00	--	ND	2.46	--		1
Acrylonitrile	ND	0.500	--	ND	1.09	--		1
Pentane	ND	0.200	--	ND	0.590	--		1
Ethyl ether	ND	0.200	--	ND	0.606	--		1
1,1-Dichloroethene	ND	0.200	--	ND	0.793	--		1
tert-Butyl Alcohol	ND	0.500	--	ND	1.52	--		1



Project Name: DUVALTEX GUILFORD

Lab Number: L2539305

Project Number: 250321.01

Report Date: 07/10/25

Method Blank Analysis Batch Quality Control

Analytical Method: 48,TO-15

Analytical Date: 06/24/25 19:40

Parameter	ppbV			ug/m3			Qualifier	Dilution Factor
	Results	RL	MDL	Results	RL	MDL		
Volatile Organics in Air - Mansfield Air Lab for sample(s): 01 Batch: WG2082942-4								
Methylene chloride	ND	0.500	--	ND	1.74	--		1
3-Chloropropene	ND	0.200	--	ND	0.626	--		1
Carbon disulfide	ND	0.200	--	ND	0.623	--		1
1,1,2-Trichloro-1,2,2-Trifluoroethane	ND	0.200	--	ND	1.53	--		1
trans-1,2-Dichloroethene	ND	0.200	--	ND	0.793	--		1
1,1-Dichloroethane	ND	0.200	--	ND	0.809	--		1
Methyl tert butyl ether	ND	0.200	--	ND	0.721	--		1
Vinyl acetate	ND	1.00	--	ND	3.52	--		1
Xylene (Total)	ND	0.200	--	ND	0.869	--		1
2-Butanone	ND	0.500	--	ND	1.47	--		1
cis-1,2-Dichloroethene	ND	0.200	--	ND	0.793	--		1
Ethyl Acetate	ND	0.500	--	ND	1.80	--		1
Chloroform	ND	0.200	--	ND	0.977	--		1
Tetrahydrofuran	ND	0.500	--	ND	1.47	--		1
2,2-Dichloropropane	ND	0.200	--	ND	0.924	--		1
1,2-Dichloroethane	ND	0.200	--	ND	0.809	--		1
n-Hexane	ND	0.200	--	ND	0.705	--		1
Isopropyl Ether	ND	0.200	--	ND	0.836	--		1
Ethyl-Tert-Butyl-Ether	ND	0.200	--	ND	0.836	--		1
1,2-Dichloroethene (total)	ND	0.200	--	ND	0.793	--		1
1,1,1-Trichloroethane	ND	0.200	--	ND	1.09	--		1
1,1-Dichloropropene	ND	0.200	--	ND	0.908	--		1
1,3-Dichloropropene, Total	ND	0.200	--	ND	0.908	--		1
Benzene	ND	0.200	--	ND	0.639	--		1
Carbon tetrachloride	ND	0.200	--	ND	1.26	--		1



Project Name: DUVALTEX GUILFORD

Lab Number: L2539305

Project Number: 250321.01

Report Date: 07/10/25

Method Blank Analysis Batch Quality Control

Analytical Method: 48,TO-15

Analytical Date: 06/24/25 19:40

Parameter	ppbV			ug/m3			Qualifier	Dilution Factor
	Results	RL	MDL	Results	RL	MDL		
Volatile Organics in Air - Mansfield Air Lab for sample(s): 01 Batch: WG2082942-4								
Cyclohexane	ND	0.200	--	ND	0.688	--		1
Tertiary-Amyl Methyl Ether	ND	0.200	--	ND	0.836	--		1
Dibromomethane	ND	0.200	--	ND	1.42	--		1
1,2-Dichloropropane	ND	0.200	--	ND	0.924	--		1
Bromodichloromethane	ND	0.200	--	ND	1.34	--		1
1,4-Dioxane	ND	0.200	--	ND	0.721	--		1
Trichloroethene	ND	0.200	--	ND	1.07	--		1
2,2,4-Trimethylpentane	ND	0.200	--	ND	0.934	--		1
Methyl Methacrylate	ND	0.500	--	ND	2.05	--		1
Heptane	ND	0.200	--	ND	0.820	--		1
cis-1,3-Dichloropropene	ND	0.200	--	ND	0.908	--		1
4-Methyl-2-pentanone	ND	0.500	--	ND	2.05	--		1
trans-1,3-Dichloropropene	ND	0.200	--	ND	0.908	--		1
1,1,2-Trichloroethane	ND	0.200	--	ND	1.09	--		1
Toluene	ND	0.200	--	ND	0.754	--		1
1,3-Dichloropropane	ND	0.200	--	ND	0.924	--		1
2-Hexanone	ND	0.200	--	ND	0.820	--		1
Dibromochloromethane	ND	0.200	--	ND	1.70	--		1
1,2-Dibromoethane	ND	0.200	--	ND	1.54	--		1
Butyl Acetate	ND	0.500	--	ND	2.38	--		1
Octane	ND	0.200	--	ND	0.934	--		1
Tetrachloroethene	ND	0.200	--	ND	1.36	--		1
1,1,1,2-Tetrachloroethane	ND	0.200	--	ND	1.37	--		1
Chlorobenzene	ND	0.200	--	ND	0.921	--		1
Ethylbenzene	ND	0.200	--	ND	0.869	--		1



Project Name: DUVALTEX GUILFORD

Lab Number: L2539305

Project Number: 250321.01

Report Date: 07/10/25

Method Blank Analysis Batch Quality Control

Analytical Method: 48,TO-15

Analytical Date: 06/24/25 19:40

Parameter	ppbV			ug/m3			Qualifier	Dilution Factor
	Results	RL	MDL	Results	RL	MDL		
Volatile Organics in Air - Mansfield Air Lab for sample(s): 01 Batch: WG2082942-4								
p/m-Xylene	ND	0.400	--	ND	1.74	--		1
Bromoform	ND	0.200	--	ND	2.07	--		1
Styrene	ND	0.200	--	ND	0.852	--		1
1,1,2,2-Tetrachloroethane	ND	0.200	--	ND	1.37	--		1
o-Xylene	ND	0.200	--	ND	0.869	--		1
1,2,3-Trichloropropane	ND	0.200	--	ND	1.21	--		1
Nonane (C9)	ND	0.200	--	ND	1.05	--		1
Isopropylbenzene	ND	0.200	--	ND	0.983	--		1
Bromobenzene	ND	0.200	--	ND	0.793	--		1
o-Chlorotoluene	ND	0.200	--	ND	1.04	--		1
n-Propylbenzene	ND	0.200	--	ND	0.983	--		1
p-Chlorotoluene	ND	0.200	--	ND	1.04	--		1
4-Ethyltoluene	ND	0.200	--	ND	0.983	--		1
1,3,5-Trimethylbenzene	ND	0.200	--	ND	0.983	--		1
tert-Butylbenzene	ND	0.200	--	ND	1.10	--		1
1,2,4-Trimethylbenzene	ND	0.200	--	ND	0.983	--		1
Decane (C10)	ND	0.200	--	ND	1.16	--		1
Benzyl chloride	ND	0.200	--	ND	1.04	--		1
1,3-Dichlorobenzene	ND	0.200	--	ND	1.20	--		1
1,4-Dichlorobenzene	ND	0.200	--	ND	1.20	--		1
sec-Butylbenzene	ND	0.200	--	ND	1.10	--		1
p-Isopropyltoluene	ND	0.200	--	ND	1.10	--		1
1,2-Dichlorobenzene	ND	0.200	--	ND	1.20	--		1
n-Butylbenzene	ND	0.200	--	ND	1.10	--		1
1,2-Dibromo-3-chloropropane	ND	0.200	--	ND	1.93	--		1



Project Name: DUVALTEX GUILFORD

Lab Number: L2539305

Project Number: 250321.01

Report Date: 07/10/25

Method Blank Analysis Batch Quality Control

Analytical Method: 48,TO-15

Analytical Date: 06/24/25 19:40

Parameter	ppbV			ug/m3			Qualifier	Dilution Factor
	Results	RL	MDL	Results	RL	MDL		
Volatile Organics in Air - Mansfield Air Lab for sample(s): 01 Batch: WG2082942-4								
Undecane	ND	0.200	--	ND	1.28	--		1
Dodecane (C12)	ND	0.200	--	ND	1.39	--		1
1,2,4-Trichlorobenzene	ND	0.200	--	ND	1.48	--		1
Naphthalene	ND	0.190	--	ND	0.996	--		1
1,2,3-Trichlorobenzene	ND	0.200	--	ND	1.48	--		1
Hexachlorobutadiene	ND	0.200	--	ND	2.13	--		1



Project Name: DUVALTEX GUILFORD

Lab Number: L2539305

Project Number: 250321.01

Report Date: 07/10/25

Method Blank Analysis Batch Quality Control

Analytical Method: 48,TO-15-SIM

Analytical Date: 06/24/25 19:40

Parameter	ppbV			ug/m3			Qualifier	Dilution Factor
	Results	RL	MDL	Results	RL	MDL		
Volatile Organics in Air by SIM - Mansfield Air Lab for sample(s): 01 Batch: WG2082943-4								
Naphthalene	ND	0.050	--	ND	0.262	--		1



Project Name: DUVALTEX GUILFORD

Lab Number: L2539305

Project Number: 250321.01

Report Date: 07/10/25

Method Blank Analysis Batch Quality Control

Analytical Method: 48,TO-15

Analytical Date: 07/08/25 16:11

Parameter	ppbV			ug/m3			Qualifier	Dilution Factor
	Results	RL	MDL	Results	RL	MDL		
Volatile Organics in Air - Mansfield Air Lab for sample(s): 02 Batch: WG2088211-4								
Chlorodifluoromethane	ND	0.200	--	ND	0.707	--		1
Propylene	ND	0.500	--	ND	0.861	--		1
Propane	ND	0.500	--	ND	0.902	--		1
Dichlorodifluoromethane	ND	0.200	--	ND	0.989	--		1
Chloromethane	ND	0.200	--	ND	0.413	--		1
1,2-Dichloro-1,1,2,2-tetrafluoroethane	ND	0.200	--	ND	1.40	--		1
Methanol	ND	5.00	--	ND	6.55	--		1
Vinyl chloride	ND	0.200	--	ND	0.511	--		1
1,3-Butadiene	ND	0.200	--	ND	0.442	--		1
Butane	ND	0.200	--	ND	0.475	--		1
Bromomethane	ND	0.200	--	ND	0.777	--		1
Chloroethane	ND	0.200	--	ND	0.528	--		1
Ethyl Alcohol	ND	5.00	--	ND	9.42	--		1
Dichlorofluoromethane	ND	0.200	--	ND	0.842	--		1
Vinyl bromide	ND	0.200	--	ND	0.874	--		1
Acrolein	ND	0.500	--	ND	1.15	--		1
Acetone	ND	1.00	--	ND	2.38	--		1
Acetonitrile	ND	0.200	--	ND	0.336	--		1
Trichlorofluoromethane	ND	0.200	--	ND	1.12	--		1
iso-Propyl Alcohol	ND	1.00	--	ND	2.46	--		1
Acrylonitrile	ND	0.500	--	ND	1.09	--		1
Pentane	ND	0.200	--	ND	0.590	--		1
Ethyl ether	ND	0.200	--	ND	0.606	--		1
1,1-Dichloroethene	ND	0.200	--	ND	0.793	--		1
tert-Butyl Alcohol	ND	0.500	--	ND	1.52	--		1



Project Name: DUVALTEX GUILFORD

Lab Number: L2539305

Project Number: 250321.01

Report Date: 07/10/25

Method Blank Analysis Batch Quality Control

Analytical Method: 48,TO-15

Analytical Date: 07/08/25 16:11

Parameter	ppbV			ug/m3			Qualifier	Dilution Factor
	Results	RL	MDL	Results	RL	MDL		
Volatile Organics in Air - Mansfield Air Lab for sample(s): 02 Batch: WG2088211-4								
Methylene chloride	ND	0.500	--	ND	1.74	--		1
3-Chloropropene	ND	0.200	--	ND	0.626	--		1
Carbon disulfide	ND	0.200	--	ND	0.623	--		1
1,1,2-Trichloro-1,2,2-Trifluoroethane	ND	0.200	--	ND	1.53	--		1
trans-1,2-Dichloroethene	ND	0.200	--	ND	0.793	--		1
1,1-Dichloroethane	ND	0.200	--	ND	0.809	--		1
Methyl tert butyl ether	ND	0.200	--	ND	0.721	--		1
Vinyl acetate	ND	1.00	--	ND	3.52	--		1
Xylene (Total)	ND	0.200	--	ND	0.869	--		1
2-Butanone	ND	0.500	--	ND	1.47	--		1
cis-1,2-Dichloroethene	ND	0.200	--	ND	0.793	--		1
Ethyl Acetate	ND	0.500	--	ND	1.80	--		1
Chloroform	ND	0.200	--	ND	0.977	--		1
Tetrahydrofuran	ND	0.500	--	ND	1.47	--		1
2,2-Dichloropropane	ND	0.200	--	ND	0.924	--		1
1,2-Dichloroethane	ND	0.200	--	ND	0.809	--		1
n-Hexane	ND	0.200	--	ND	0.705	--		1
Isopropyl Ether	ND	0.200	--	ND	0.836	--		1
Ethyl-Tert-Butyl-Ether	ND	0.200	--	ND	0.836	--		1
1,2-Dichloroethene (total)	ND	0.200	--	ND	0.793	--		1
1,1,1-Trichloroethane	ND	0.200	--	ND	1.09	--		1
1,3-Dichloropropene, Total	ND	0.200	--	ND	0.908	--		1
1,1-Dichloropropene	ND	0.200	--	ND	0.908	--		1
Benzene	ND	0.200	--	ND	0.639	--		1
Carbon tetrachloride	ND	0.200	--	ND	1.26	--		1



Project Name: DUVALTEX GUILFORD

Lab Number: L2539305

Project Number: 250321.01

Report Date: 07/10/25

Method Blank Analysis Batch Quality Control

Analytical Method: 48,TO-15

Analytical Date: 07/08/25 16:11

Parameter	ppbV			ug/m3			Qualifier	Dilution Factor
	Results	RL	MDL	Results	RL	MDL		
Volatile Organics in Air - Mansfield Air Lab for sample(s): 02 Batch: WG2088211-4								
Cyclohexane	ND	0.200	--	ND	0.688	--		1
Tertiary-Amyl Methyl Ether	ND	0.200	--	ND	0.836	--		1
Dibromomethane	ND	0.200	--	ND	1.42	--		1
1,2-Dichloropropane	ND	0.200	--	ND	0.924	--		1
Bromodichloromethane	ND	0.200	--	ND	1.34	--		1
1,4-Dioxane	ND	0.200	--	ND	0.721	--		1
Trichloroethene	ND	0.200	--	ND	1.07	--		1
2,2,4-Trimethylpentane	ND	0.200	--	ND	0.934	--		1
Methyl Methacrylate	ND	0.500	--	ND	2.05	--		1
Heptane	ND	0.200	--	ND	0.820	--		1
cis-1,3-Dichloropropene	ND	0.200	--	ND	0.908	--		1
4-Methyl-2-pentanone	ND	0.500	--	ND	2.05	--		1
trans-1,3-Dichloropropene	ND	0.200	--	ND	0.908	--		1
1,1,2-Trichloroethane	ND	0.200	--	ND	1.09	--		1
Toluene	ND	0.200	--	ND	0.754	--		1
1,3-Dichloropropane	ND	0.200	--	ND	0.924	--		1
2-Hexanone	ND	0.200	--	ND	0.820	--		1
Dibromochloromethane	ND	0.200	--	ND	1.70	--		1
1,2-Dibromoethane	ND	0.200	--	ND	1.54	--		1
Butyl Acetate	ND	0.500	--	ND	2.38	--		1
Octane	ND	0.200	--	ND	0.934	--		1
Tetrachloroethene	ND	0.200	--	ND	1.36	--		1
1,1,1,2-Tetrachloroethane	ND	0.200	--	ND	1.37	--		1
Chlorobenzene	ND	0.200	--	ND	0.921	--		1
Ethylbenzene	ND	0.200	--	ND	0.869	--		1



Project Name: DUVALTEX GUILFORD

Lab Number: L2539305

Project Number: 250321.01

Report Date: 07/10/25

Method Blank Analysis Batch Quality Control

Analytical Method: 48,TO-15

Analytical Date: 07/08/25 16:11

Parameter	ppbV			ug/m3			Qualifier	Dilution Factor
	Results	RL	MDL	Results	RL	MDL		
Volatile Organics in Air - Mansfield Air Lab for sample(s): 02 Batch: WG2088211-4								
p/m-Xylene	ND	0.400	--	ND	1.74	--		1
Bromoform	ND	0.200	--	ND	2.07	--		1
Styrene	ND	0.200	--	ND	0.852	--		1
1,1,2,2-Tetrachloroethane	ND	0.200	--	ND	1.37	--		1
o-Xylene	ND	0.200	--	ND	0.869	--		1
1,2,3-Trichloropropane	ND	0.200	--	ND	1.21	--		1
Nonane (C9)	ND	0.200	--	ND	1.05	--		1
Isopropylbenzene	ND	0.200	--	ND	0.983	--		1
Bromobenzene	ND	0.200	--	ND	0.793	--		1
o-Chlorotoluene	ND	0.200	--	ND	1.04	--		1
n-Propylbenzene	ND	0.200	--	ND	0.983	--		1
p-Chlorotoluene	ND	0.200	--	ND	1.04	--		1
4-Ethyltoluene	ND	0.200	--	ND	0.983	--		1
1,3,5-Trimethylbenzene	ND	0.200	--	ND	0.983	--		1
tert-Butylbenzene	ND	0.200	--	ND	1.10	--		1
1,2,4-Trimethylbenzene	ND	0.200	--	ND	0.983	--		1
Decane (C10)	ND	0.200	--	ND	1.16	--		1
Benzyl chloride	ND	0.200	--	ND	1.04	--		1
1,3-Dichlorobenzene	ND	0.200	--	ND	1.20	--		1
1,4-Dichlorobenzene	ND	0.200	--	ND	1.20	--		1
sec-Butylbenzene	ND	0.200	--	ND	1.10	--		1
p-Isopropyltoluene	ND	0.200	--	ND	1.10	--		1
1,2-Dichlorobenzene	ND	0.200	--	ND	1.20	--		1
n-Butylbenzene	ND	0.200	--	ND	1.10	--		1
1,2-Dibromo-3-chloropropane	ND	0.200	--	ND	1.93	--		1



Project Name: DUVALTEX GUILFORD

Lab Number: L2539305

Project Number: 250321.01

Report Date: 07/10/25

Method Blank Analysis Batch Quality Control

Analytical Method: 48,TO-15

Analytical Date: 07/08/25 16:11

Parameter	ppbV			ug/m3			Qualifier	Dilution Factor
	Results	RL	MDL	Results	RL	MDL		
Volatile Organics in Air - Mansfield Air Lab for sample(s): 02 Batch: WG2088211-4								
Undecane	ND	0.200	--	ND	1.28	--		1
Dodecane (C12)	ND	0.200	--	ND	1.39	--		1
1,2,4-Trichlorobenzene	ND	0.200	--	ND	1.48	--		1
Naphthalene	ND	0.190	--	ND	0.996	--		1
1,2,3-Trichlorobenzene	ND	0.200	--	ND	1.48	--		1
Hexachlorobutadiene	ND	0.200	--	ND	2.13	--		1



Project Name: DUVALTEX GUILFORD

Lab Number: L2539305

Project Number: 250321.01

Report Date: 07/10/25

Method Blank Analysis Batch Quality Control

Analytical Method: 48,TO-15

Analytical Date: 07/09/25 21:09

Parameter	ppbV			ug/m3			Qualifier	Dilution Factor
	Results	RL	MDL	Results	RL	MDL		
Volatile Organics in Air - Mansfield Air Lab for sample(s): 03 Batch: WG2088764-4								
Chlorodifluoromethane	ND	0.200	--	ND	0.707	--		1
Propylene	ND	0.500	--	ND	0.861	--		1
Propane	ND	0.500	--	ND	0.902	--		1
Dichlorodifluoromethane	ND	0.200	--	ND	0.989	--		1
Chloromethane	ND	0.200	--	ND	0.413	--		1
1,2-Dichloro-1,1,2,2-tetrafluoroethane	ND	0.200	--	ND	1.40	--		1
Methanol	ND	5.00	--	ND	6.55	--		1
Vinyl chloride	ND	0.200	--	ND	0.511	--		1
1,3-Butadiene	ND	0.200	--	ND	0.442	--		1
Butane	ND	0.200	--	ND	0.475	--		1
Bromomethane	ND	0.200	--	ND	0.777	--		1
Chloroethane	ND	0.200	--	ND	0.528	--		1
Ethyl Alcohol	ND	5.00	--	ND	9.42	--		1
Dichlorofluoromethane	ND	0.200	--	ND	0.842	--		1
Vinyl bromide	ND	0.200	--	ND	0.874	--		1
Acrolein	ND	0.500	--	ND	1.15	--		1
Acetone	ND	1.00	--	ND	2.38	--		1
Acetonitrile	ND	0.200	--	ND	0.336	--		1
Trichlorofluoromethane	ND	0.200	--	ND	1.12	--		1
iso-Propyl Alcohol	ND	1.00	--	ND	2.46	--		1
Acrylonitrile	ND	0.500	--	ND	1.09	--		1
Pentane	ND	0.200	--	ND	0.590	--		1
Ethyl ether	ND	0.200	--	ND	0.606	--		1
1,1-Dichloroethene	ND	0.200	--	ND	0.793	--		1
tert-Butyl Alcohol	ND	0.500	--	ND	1.52	--		1



Project Name: DUVALTEX GUILFORD

Lab Number: L2539305

Project Number: 250321.01

Report Date: 07/10/25

Method Blank Analysis Batch Quality Control

Analytical Method: 48,TO-15

Analytical Date: 07/09/25 21:09

Parameter	ppbV			ug/m3			Qualifier	Dilution Factor
	Results	RL	MDL	Results	RL	MDL		
Volatile Organics in Air - Mansfield Air Lab for sample(s): 03 Batch: WG2088764-4								
Methylene chloride	ND	0.500	--	ND	1.74	--		1
3-Chloropropene	ND	0.200	--	ND	0.626	--		1
Carbon disulfide	ND	0.200	--	ND	0.623	--		1
1,1,2-Trichloro-1,2,2-Trifluoroethane	ND	0.200	--	ND	1.53	--		1
trans-1,2-Dichloroethene	ND	0.200	--	ND	0.793	--		1
1,1-Dichloroethane	ND	0.200	--	ND	0.809	--		1
Methyl tert butyl ether	ND	0.200	--	ND	0.721	--		1
Vinyl acetate	ND	1.00	--	ND	3.52	--		1
Xylene (Total)	ND	0.200	--	ND	0.869	--		1
2-Butanone	ND	0.500	--	ND	1.47	--		1
cis-1,2-Dichloroethene	ND	0.200	--	ND	0.793	--		1
Ethyl Acetate	ND	0.500	--	ND	1.80	--		1
Chloroform	ND	0.200	--	ND	0.977	--		1
Tetrahydrofuran	ND	0.500	--	ND	1.47	--		1
2,2-Dichloropropane	ND	0.200	--	ND	0.924	--		1
1,2-Dichloroethane	ND	0.200	--	ND	0.809	--		1
n-Hexane	ND	0.200	--	ND	0.705	--		1
Isopropyl Ether	ND	0.200	--	ND	0.836	--		1
Ethyl-Tert-Butyl-Ether	ND	0.200	--	ND	0.836	--		1
1,2-Dichloroethene (total)	ND	0.200	--	ND	0.793	--		1
1,1,1-Trichloroethane	ND	0.200	--	ND	1.09	--		1
1,3-Dichloropropene, Total	ND	0.200	--	ND	0.908	--		1
1,1-Dichloropropene	ND	0.200	--	ND	0.908	--		1
Benzene	ND	0.200	--	ND	0.639	--		1
Carbon tetrachloride	ND	0.200	--	ND	1.26	--		1



Project Name: DUVALTEX GUILFORD

Lab Number: L2539305

Project Number: 250321.01

Report Date: 07/10/25

Method Blank Analysis Batch Quality Control

Analytical Method: 48,TO-15

Analytical Date: 07/09/25 21:09

Parameter	ppbV			ug/m3			Qualifier	Dilution Factor
	Results	RL	MDL	Results	RL	MDL		
Volatile Organics in Air - Mansfield Air Lab for sample(s): 03 Batch: WG2088764-4								
Cyclohexane	ND	0.200	--	ND	0.688	--		1
Tertiary-Amyl Methyl Ether	ND	0.200	--	ND	0.836	--		1
Dibromomethane	ND	0.200	--	ND	1.42	--		1
1,2-Dichloropropane	ND	0.200	--	ND	0.924	--		1
Bromodichloromethane	ND	0.200	--	ND	1.34	--		1
1,4-Dioxane	ND	0.200	--	ND	0.721	--		1
Trichloroethene	ND	0.200	--	ND	1.07	--		1
2,2,4-Trimethylpentane	ND	0.200	--	ND	0.934	--		1
Methyl Methacrylate	ND	0.500	--	ND	2.05	--		1
Heptane	ND	0.200	--	ND	0.820	--		1
cis-1,3-Dichloropropene	ND	0.200	--	ND	0.908	--		1
4-Methyl-2-pentanone	ND	0.500	--	ND	2.05	--		1
trans-1,3-Dichloropropene	ND	0.200	--	ND	0.908	--		1
1,1,2-Trichloroethane	ND	0.200	--	ND	1.09	--		1
Toluene	ND	0.200	--	ND	0.754	--		1
1,3-Dichloropropane	ND	0.200	--	ND	0.924	--		1
2-Hexanone	ND	0.200	--	ND	0.820	--		1
Dibromochloromethane	ND	0.200	--	ND	1.70	--		1
1,2-Dibromoethane	ND	0.200	--	ND	1.54	--		1
Butyl Acetate	ND	0.500	--	ND	2.38	--		1
Octane	ND	0.200	--	ND	0.934	--		1
Tetrachloroethene	ND	0.200	--	ND	1.36	--		1
1,1,1,2-Tetrachloroethane	ND	0.200	--	ND	1.37	--		1
Chlorobenzene	ND	0.200	--	ND	0.921	--		1
Ethylbenzene	ND	0.200	--	ND	0.869	--		1



Project Name: DUVALTEX GUILFORD

Lab Number: L2539305

Project Number: 250321.01

Report Date: 07/10/25

Method Blank Analysis Batch Quality Control

Analytical Method: 48,TO-15

Analytical Date: 07/09/25 21:09

Parameter	ppbV			ug/m3			Qualifier	Dilution Factor
	Results	RL	MDL	Results	RL	MDL		
Volatile Organics in Air - Mansfield Air Lab for sample(s): 03 Batch: WG2088764-4								
p/m-Xylene	ND	0.400	--	ND	1.74	--		1
Bromoform	ND	0.200	--	ND	2.07	--		1
Styrene	ND	0.200	--	ND	0.852	--		1
1,1,2,2-Tetrachloroethane	ND	0.200	--	ND	1.37	--		1
o-Xylene	ND	0.200	--	ND	0.869	--		1
1,2,3-Trichloropropane	ND	0.200	--	ND	1.21	--		1
Nonane (C9)	ND	0.200	--	ND	1.05	--		1
Isopropylbenzene	ND	0.200	--	ND	0.983	--		1
Bromobenzene	ND	0.200	--	ND	0.793	--		1
o-Chlorotoluene	ND	0.200	--	ND	1.04	--		1
n-Propylbenzene	ND	0.200	--	ND	0.983	--		1
p-Chlorotoluene	ND	0.200	--	ND	1.04	--		1
4-Ethyltoluene	ND	0.200	--	ND	0.983	--		1
1,3,5-Trimethylbenzene	ND	0.200	--	ND	0.983	--		1
tert-Butylbenzene	ND	0.200	--	ND	1.10	--		1
1,2,4-Trimethylbenzene	ND	0.200	--	ND	0.983	--		1
Decane (C10)	ND	0.200	--	ND	1.16	--		1
Benzyl chloride	ND	0.200	--	ND	1.04	--		1
1,3-Dichlorobenzene	ND	0.200	--	ND	1.20	--		1
1,4-Dichlorobenzene	ND	0.200	--	ND	1.20	--		1
sec-Butylbenzene	ND	0.200	--	ND	1.10	--		1
p-Isopropyltoluene	ND	0.200	--	ND	1.10	--		1
1,2-Dichlorobenzene	ND	0.200	--	ND	1.20	--		1
n-Butylbenzene	ND	0.200	--	ND	1.10	--		1
1,2-Dibromo-3-chloropropane	ND	0.200	--	ND	1.93	--		1



Project Name: DUVALTEX GUILFORD

Lab Number: L2539305

Project Number: 250321.01

Report Date: 07/10/25

Method Blank Analysis Batch Quality Control

Analytical Method: 48,TO-15

Analytical Date: 07/09/25 21:09

Parameter	ppbV			ug/m3			Qualifier	Dilution Factor
	Results	RL	MDL	Results	RL	MDL		
Volatile Organics in Air - Mansfield Air Lab for sample(s): 03 Batch: WG2088764-4								
Undecane	ND	0.200	--	ND	1.28	--		1
Dodecane (C12)	ND	0.200	--	ND	1.39	--		1
1,2,4-Trichlorobenzene	ND	0.200	--	ND	1.48	--		1
Naphthalene	ND	0.190	--	ND	0.996	--		1
1,2,3-Trichlorobenzene	ND	0.200	--	ND	1.48	--		1
Hexachlorobutadiene	ND	0.200	--	ND	2.13	--		1



Lab Control Sample Analysis

Batch Quality Control

Project Name: DUVALTEX GUILFORD

Lab Number: L2539305

Project Number: 250321.01

Report Date: 07/10/25

Parameter	LCS		LCSD		%Recovery Limits	RPD	Qual	RPD Limits
	%Recovery	Qual	%Recovery	Qual				
Volatile Organics in Air - Mansfield Air Lab Associated sample(s): 01 Batch: WG2082942-3								
Chlorodifluoromethane	88		-		70-130	-		
Propylene	94		-		70-130	-		
Propane	98		-		70-130	-		
Dichlorodifluoromethane	88		-		70-130	-		
Chloromethane	90		-		70-130	-		
1,2-Dichloro-1,1,2,2-tetrafluoroethane	92		-		70-130	-		
Methanol	82		-		70-130	-		
Vinyl chloride	88		-		70-130	-		
1,3-Butadiene	81		-		70-130	-		
Butane	70		-		70-130	-		
Bromomethane	97		-		70-130	-		
Chloroethane	94		-		70-130	-		
Ethyl Alcohol	87		-		40-160	-		
Dichlorofluoromethane	80		-		70-130	-		
Vinyl bromide	91		-		70-130	-		
Acrolein	72		-		60-113	-		
Acetone	81		-		40-160	-		
Acetonitrile	74		-		70-130	-		
Trichlorofluoromethane	80		-		70-130	-		
iso-Propyl Alcohol	82		-		40-160	-		
Acrylonitrile	81		-		70-130	-		
Pentane	78		-		70-130	-		
Ethyl ether	98		-		70-130	-		

Lab Control Sample Analysis

Batch Quality Control

Project Name: DUVALTEX GUILFORD

Lab Number: L2539305

Project Number: 250321.01

Report Date: 07/10/25

Parameter	LCS %Recovery	Qual	LCSD %Recovery	Qual	%Recovery Limits	RPD	Qual	RPD Limits
Volatile Organics in Air - Mansfield Air Lab Associated sample(s): 01 Batch: WG2082942-3								
1,1-Dichloroethene	93		-		70-130	-		
tert-Butyl Alcohol	76		-		70-130	-		
Methylene chloride	100		-		70-130	-		
3-Chloropropene	91		-		70-130	-		
Carbon disulfide	96		-		70-130	-		
1,1,2-Trichloro-1,2,2-Trifluoroethane	93		-		70-130	-		
trans-1,2-Dichloroethene	93		-		70-130	-		
1,1-Dichloroethane	92		-		70-130	-		
Methyl tert butyl ether	89		-		70-130	-		
Vinyl acetate	57	Q	-		70-130	-		
2-Butanone	88		-		70-130	-		
cis-1,2-Dichloroethene	92		-		70-130	-		
Ethyl Acetate	98		-		70-130	-		
Chloroform	90		-		70-130	-		
Tetrahydrofuran	101		-		70-130	-		
2,2-Dichloropropane	75		-		70-130	-		
1,2-Dichloroethane	76		-		70-130	-		
n-Hexane	94		-		70-130	-		
Isopropyl Ether	88		-		70-130	-		
Ethyl-Tert-Butyl-Ether	84		-		70-130	-		
1,2-Dichloroethene (total)	92		-			-		
1,2-Dichloroethene (total)	92		-			-		
1,1,1-Trichloroethane	84		-		70-130	-		

Lab Control Sample Analysis Batch Quality Control

Project Name: DUVALTEX GUILFORD

Lab Number: L2539305

Project Number: 250321.01

Report Date: 07/10/25

Parameter	LCS %Recovery	Qual	LCSD %Recovery	Qual	%Recovery Limits	RPD	Qual	RPD Limits
Volatile Organics in Air - Mansfield Air Lab Associated sample(s): 01 Batch: WG2082942-3								
1,1-Dichloropropene	90		-		70-130	-		
Benzene	98		-		70-130	-		
Carbon tetrachloride	88		-		70-130	-		
Cyclohexane	101		-		70-130	-		
Tertiary-Amyl Methyl Ether	86		-		70-130	-		
Dibromomethane	87		-		70-130	-		
1,2-Dichloropropane	101		-		70-130	-		
Bromodichloromethane	96		-		70-130	-		
1,4-Dioxane	103		-		70-130	-		
Trichloroethene	100		-		70-130	-		
2,2,4-Trimethylpentane	104		-		70-130	-		
Methyl Methacrylate	82		-		40-160	-		
Heptane	103		-		70-130	-		
cis-1,3-Dichloropropene	104		-		70-130	-		
4-Methyl-2-pentanone	101		-		70-130	-		
trans-1,3-Dichloropropene	106		-		70-130	-		
1,1,2-Trichloroethane	98		-		70-130	-		
Toluene	111		-		70-130	-		
1,3-Dichloropropane	94		-		70-130	-		
2-Hexanone	98		-		70-130	-		
Dibromochloromethane	111		-		70-130	-		
1,2-Dibromoethane	108		-		70-130	-		
Butyl Acetate	84		-		70-130	-		

Lab Control Sample Analysis

Batch Quality Control

Project Name: DUVALTEX GUILFORD

Lab Number: L2539305

Project Number: 250321.01

Report Date: 07/10/25

Parameter	LCS		LCSD		%Recovery Limits	RPD	Qual	RPD Limits
	%Recovery	Qual	%Recovery	Qual				
Volatile Organics in Air - Mansfield Air Lab Associated sample(s): 01 Batch: WG2082942-3								
Octane	98		-		70-130	-		
Tetrachloroethene	96		-		70-130	-		
1,1,1,2-Tetrachloroethane	95		-		70-130	-		
Chlorobenzene	106		-		70-130	-		
Ethylbenzene	105		-		70-130	-		
p/m-Xylene	107		-		70-130	-		
Bromoform	107		-		70-130	-		
Styrene	104		-		70-130	-		
1,1,2,2-Tetrachloroethane	111		-		70-130	-		
o-Xylene	114		-		70-130	-		
1,2,3-Trichloropropane	93		-		70-130	-		
Nonane (C9)	98		-		70-130	-		
Isopropylbenzene	94		-		70-130	-		
Bromobenzene	94		-		70-130	-		
o-Chlorotoluene	95		-		70-130	-		
n-Propylbenzene	90		-		70-130	-		
p-Chlorotoluene	87		-		70-130	-		
4-Ethyltoluene	101		-		70-130	-		
1,3,5-Trimethylbenzene	106		-		70-130	-		
tert-Butylbenzene	101		-		70-130	-		
1,2,4-Trimethylbenzene	102		-		70-130	-		
Decane (C10)	94		-		70-130	-		
Benzyl chloride	80		-		70-130	-		

Lab Control Sample Analysis
Batch Quality Control

Project Name: DUVALTEX GUILFORD

Lab Number: L2539305

Project Number: 250321.01

Report Date: 07/10/25

Parameter	LCS %Recovery	Qual	LCSD %Recovery	Qual	%Recovery Limits	RPD	Qual	RPD Limits
Volatile Organics in Air - Mansfield Air Lab Associated sample(s): 01 Batch: WG2082942-3								
1,3-Dichlorobenzene	102		-		70-130	-		
1,4-Dichlorobenzene	101		-		70-130	-		
sec-Butylbenzene	92		-		70-130	-		
p-Isopropyltoluene	96		-		70-130	-		
1,2-Dichlorobenzene	99		-		70-130	-		
n-Butylbenzene	94		-		70-130	-		
1,2-Dibromo-3-chloropropane	79		-		70-130	-		
Undecane	100		-		70-130	-		
Dodecane (C12)	79		-		70-130	-		
1,2,4-Trichlorobenzene	78		-		70-130	-		
Naphthalene	63	Q	-		70-130	-		
1,2,3-Trichlorobenzene	66	Q	-		70-130	-		
Hexachlorobutadiene	98		-		70-130	-		

Lab Control Sample Analysis
Batch Quality Control

Project Name: DUVALTEX GUILFORD

Lab Number: L2539305

Project Number: 250321.01

Report Date: 07/10/25

Parameter	LCS %Recovery	Qual	LCSD %Recovery	Qual	%Recovery Limits	RPD	Qual	RPD Limits
Volatile Organics in Air by SIM - Mansfield Air Lab Associated sample(s): 01 Batch: WG2082943-3								
Naphthalene	77		-		70-130	-		25

Lab Control Sample Analysis Batch Quality Control

Project Name: DUVALTEX GUILFORD

Lab Number: L2539305

Project Number: 250321.01

Report Date: 07/10/25

Parameter	LCS		LCSD		%Recovery Limits	RPD	Qual	RPD Limits
	%Recovery	Qual	%Recovery	Qual				
Volatile Organics in Air - Mansfield Air Lab Associated sample(s): 02 Batch: WG2088211-3								
Chlorodifluoromethane	93		-		70-130	-		
Propylene	96		-		70-130	-		
Propane	91		-		70-130	-		
Dichlorodifluoromethane	103		-		70-130	-		
Chloromethane	96		-		70-130	-		
1,2-Dichloro-1,1,2,2-tetrafluoroethane	112		-		70-130	-		
Methanol	82		-		70-130	-		
Vinyl chloride	103		-		70-130	-		
1,3-Butadiene	106		-		70-130	-		
Butane	90		-		70-130	-		
Bromomethane	110		-		70-130	-		
Chloroethane	103		-		70-130	-		
Ethyl Alcohol	93		-		40-160	-		
Dichlorofluoromethane	89		-		70-130	-		
Vinyl bromide	106		-		70-130	-		
Acrolein	79		-		60-113	-		
Acetone	78		-		40-160	-		
Acetonitrile	84		-		70-130	-		
Trichlorofluoromethane	91		-		70-130	-		
iso-Propyl Alcohol	85		-		40-160	-		
Acrylonitrile	90		-		70-130	-		
Pentane	90		-		70-130	-		
Ethyl ether	95		-		70-130	-		

Lab Control Sample Analysis Batch Quality Control

Project Name: DUVALTEX GUILFORD

Lab Number: L2539305

Project Number: 250321.01

Report Date: 07/10/25

Parameter	LCS %Recovery	Qual	LCSD %Recovery	Qual	%Recovery Limits	RPD	Qual	RPD Limits
Volatile Organics in Air - Mansfield Air Lab Associated sample(s): 02 Batch: WG2088211-3								
1,1-Dichloroethene	110		-		70-130	-		
tert-Butyl Alcohol	90		-		70-130	-		
Methylene chloride	111		-		70-130	-		
3-Chloropropene	104		-		70-130	-		
Carbon disulfide	110		-		70-130	-		
1,1,2-Trichloro-1,2,2-Trifluoroethane	107		-		70-130	-		
trans-1,2-Dichloroethene	110		-		70-130	-		
1,1-Dichloroethane	107		-		70-130	-		
Methyl tert butyl ether	110		-		70-130	-		
Vinyl acetate	67	Q	-		70-130	-		
2-Butanone	106		-		70-130	-		
cis-1,2-Dichloroethene	108		-		70-130	-		
Ethyl Acetate	114		-		70-130	-		
Chloroform	107		-		70-130	-		
Tetrahydrofuran	120		-		70-130	-		
2,2-Dichloropropane	94		-		70-130	-		
1,2-Dichloroethane	105		-		70-130	-		
n-Hexane	117		-		70-130	-		
Isopropyl Ether	96		-		70-130	-		
Ethyl-Tert-Butyl-Ether	95		-		70-130	-		
1,2-Dichloroethene (total)	109		-			-		
1,2-Dichloroethene (total)	109		-			-		
1,1,1-Trichloroethane	106		-		70-130	-		

Lab Control Sample Analysis

Batch Quality Control

Project Name: DUVALTEX GUILFORD

Lab Number: L2539305

Project Number: 250321.01

Report Date: 07/10/25

Parameter	LCS %Recovery	Qual	LCSD %Recovery	Qual	%Recovery Limits	RPD	Qual	RPD Limits
Volatile Organics in Air - Mansfield Air Lab Associated sample(s): 02 Batch: WG2088211-3								
1,1-Dichloropropene	101		-		70-130	-		
Benzene	106		-		70-130	-		
Carbon tetrachloride	109		-		70-130	-		
Cyclohexane	108		-		70-130	-		
Tertiary-Amyl Methyl Ether	97		-		70-130	-		
Dibromomethane	94		-		70-130	-		
1,2-Dichloropropane	107		-		70-130	-		
Bromodichloromethane	116		-		70-130	-		
1,4-Dioxane	117		-		70-130	-		
Trichloroethene	109		-		70-130	-		
2,2,4-Trimethylpentane	113		-		70-130	-		
Methyl Methacrylate	93		-		40-160	-		
Heptane	112		-		70-130	-		
cis-1,3-Dichloropropene	119		-		70-130	-		
4-Methyl-2-pentanone	111		-		70-130	-		
trans-1,3-Dichloropropene	128		-		70-130	-		
1,1,2-Trichloroethane	111		-		70-130	-		
Toluene	109		-		70-130	-		
1,3-Dichloropropane	94		-		70-130	-		
2-Hexanone	115		-		70-130	-		
Dibromochloromethane	116		-		70-130	-		
1,2-Dibromoethane	115		-		70-130	-		
Butyl Acetate	98		-		70-130	-		

Lab Control Sample Analysis

Batch Quality Control

Project Name: DUVALTEX GUILFORD

Lab Number: L2539305

Project Number: 250321.01

Report Date: 07/10/25

Parameter	LCS		LCSD		%Recovery Limits	RPD	Qual	RPD Limits
	%Recovery	Qual	%Recovery	Qual				
Volatile Organics in Air - Mansfield Air Lab Associated sample(s): 02 Batch: WG2088211-3								
Octane	96		-		70-130	-		
Tetrachloroethene	107		-		70-130	-		
1,1,1,2-Tetrachloroethane	97		-		70-130	-		
Chlorobenzene	108		-		70-130	-		
Ethylbenzene	108		-		70-130	-		
p/m-Xylene	110		-		70-130	-		
Bromoform	119		-		70-130	-		
Styrene	113		-		70-130	-		
1,1,2,2-Tetrachloroethane	113		-		70-130	-		
o-Xylene	111		-		70-130	-		
1,2,3-Trichloropropane	95		-		70-130	-		
Nonane (C9)	95		-		70-130	-		
Isopropylbenzene	95		-		70-130	-		
Bromobenzene	93		-		70-130	-		
o-Chlorotoluene	92		-		70-130	-		
n-Propylbenzene	92		-		70-130	-		
p-Chlorotoluene	88		-		70-130	-		
4-Ethyltoluene	110		-		70-130	-		
1,3,5-Trimethylbenzene	111		-		70-130	-		
tert-Butylbenzene	94		-		70-130	-		
1,2,4-Trimethylbenzene	111		-		70-130	-		
Decane (C10)	90		-		70-130	-		
Benzyl chloride	90		-		70-130	-		

Lab Control Sample Analysis
Batch Quality Control

Project Name: DUVALTEX GUILFORD

Lab Number: L2539305

Project Number: 250321.01

Report Date: 07/10/25

Parameter	LCS %Recovery	Qual	LCSD %Recovery	Qual	%Recovery Limits	RPD	Qual	RPD Limits
Volatile Organics in Air - Mansfield Air Lab Associated sample(s): 02 Batch: WG2088211-3								
1,3-Dichlorobenzene	108		-		70-130	-		
1,4-Dichlorobenzene	108		-		70-130	-		
sec-Butylbenzene	89		-		70-130	-		
p-Isopropyltoluene	87		-		70-130	-		
1,2-Dichlorobenzene	104		-		70-130	-		
n-Butylbenzene	91		-		70-130	-		
1,2-Dibromo-3-chloropropane	87		-		70-130	-		
Undecane	88		-		70-130	-		
Dodecane (C12)	96		-		70-130	-		
1,2,4-Trichlorobenzene	105		-		70-130	-		
Naphthalene	89		-		70-130	-		
1,2,3-Trichlorobenzene	86		-		70-130	-		
Hexachlorobutadiene	97		-		70-130	-		

Lab Control Sample Analysis

Batch Quality Control

Project Name: DUVALTEX GUILFORD

Lab Number: L2539305

Project Number: 250321.01

Report Date: 07/10/25

Parameter	LCS		LCSD		%Recovery Limits	RPD	Qual	RPD Limits
	%Recovery	Qual	%Recovery	Qual				
Volatile Organics in Air - Mansfield Air Lab Associated sample(s): 03 Batch: WG2088764-3								
Chlorodifluoromethane	98		-		70-130	-		
Propylene	107		-		70-130	-		
Propane	97		-		70-130	-		
Dichlorodifluoromethane	109		-		70-130	-		
Chloromethane	102		-		70-130	-		
1,2-Dichloro-1,1,2,2-tetrafluoroethane	118		-		70-130	-		
Methanol	88		-		70-130	-		
Vinyl chloride	108		-		70-130	-		
1,3-Butadiene	111		-		70-130	-		
Butane	95		-		70-130	-		
Bromomethane	116		-		70-130	-		
Chloroethane	108		-		70-130	-		
Ethyl Alcohol	95		-		40-160	-		
Dichlorofluoromethane	94		-		70-130	-		
Vinyl bromide	111		-		70-130	-		
Acrolein	79		-		60-113	-		
Acetone	82		-		40-160	-		
Acetonitrile	87		-		70-130	-		
Trichlorofluoromethane	110		-		70-130	-		
iso-Propyl Alcohol	86		-		40-160	-		
Acrylonitrile	92		-		70-130	-		
Pentane	94		-		70-130	-		
Ethyl ether	96		-		70-130	-		

Lab Control Sample Analysis

Batch Quality Control

Project Name: DUVALTEX GUILFORD

Lab Number: L2539305

Project Number: 250321.01

Report Date: 07/10/25

Parameter	LCS		LCSD		%Recovery Limits	RPD	Qual	RPD Limits
	%Recovery	Qual	%Recovery	Qual				
Volatile Organics in Air - Mansfield Air Lab Associated sample(s): 03 Batch: WG2088764-3								
1,1-Dichloroethene	115		-		70-130	-		
tert-Butyl Alcohol	87		-		70-130	-		
Methylene chloride	113		-		70-130	-		
3-Chloropropene	109		-		70-130	-		
Carbon disulfide	113		-		70-130	-		
1,1,2-Trichloro-1,2,2-Trifluoroethane	111		-		70-130	-		
trans-1,2-Dichloroethene	114		-		70-130	-		
1,1-Dichloroethane	111		-		70-130	-		
Methyl tert butyl ether	113		-		70-130	-		
Vinyl acetate	72		-		70-130	-		
2-Butanone	110		-		70-130	-		
cis-1,2-Dichloroethene	113		-		70-130	-		
Ethyl Acetate	120		-		70-130	-		
Chloroform	110		-		70-130	-		
Tetrahydrofuran	124		-		70-130	-		
2,2-Dichloropropane	96		-		70-130	-		
1,2-Dichloroethane	108		-		70-130	-		
n-Hexane	120		-		70-130	-		
Isopropyl Ether	99		-		70-130	-		
Ethyl-Tert-Butyl-Ether	97		-		70-130	-		
1,2-Dichloroethene (total)	114		-			-		
1,2-Dichloroethene (total)	114		-			-		
1,1,1-Trichloroethane	109		-		70-130	-		

Lab Control Sample Analysis

Batch Quality Control

Project Name: DUVALTEX GUILFORD

Lab Number: L2539305

Project Number: 250321.01

Report Date: 07/10/25

Parameter	LCS %Recovery	Qual	LCSD %Recovery	Qual	%Recovery Limits	RPD	Qual	RPD Limits
Volatile Organics in Air - Mansfield Air Lab Associated sample(s): 03 Batch: WG2088764-3								
1,1-Dichloropropene	103		-		70-130	-		
Benzene	108		-		70-130	-		
Carbon tetrachloride	110		-		70-130	-		
Cyclohexane	110		-		70-130	-		
Tertiary-Amyl Methyl Ether	98		-		70-130	-		
Dibromomethane	97		-		70-130	-		
1,2-Dichloropropane	111		-		70-130	-		
Bromodichloromethane	117		-		70-130	-		
1,4-Dioxane	118		-		70-130	-		
Trichloroethene	112		-		70-130	-		
2,2,4-Trimethylpentane	115		-		70-130	-		
Methyl Methacrylate	97		-		40-160	-		
Heptane	117		-		70-130	-		
cis-1,3-Dichloropropene	120		-		70-130	-		
4-Methyl-2-pentanone	115		-		70-130	-		
trans-1,3-Dichloropropene	130		-		70-130	-		
1,1,2-Trichloroethane	113		-		70-130	-		
Toluene	114		-		70-130	-		
1,3-Dichloropropane	97		-		70-130	-		
2-Hexanone	121		-		70-130	-		
Dibromochloromethane	122		-		70-130	-		
1,2-Dibromoethane	120		-		70-130	-		
Butyl Acetate	100		-		70-130	-		

Lab Control Sample Analysis

Batch Quality Control

Project Name: DUVALTEX GUILFORD

Lab Number: L2539305

Project Number: 250321.01

Report Date: 07/10/25

Parameter	LCS %Recovery	Qual	LCSD %Recovery	Qual	%Recovery Limits	RPD	Qual	RPD Limits
Volatile Organics in Air - Mansfield Air Lab Associated sample(s): 03 Batch: WG2088764-3								
Octane	100		-		70-130	-		
Tetrachloroethene	112		-		70-130	-		
1,1,1,2-Tetrachloroethane	101		-		70-130	-		
Chlorobenzene	114		-		70-130	-		
Ethylbenzene	114		-		70-130	-		
p/m-Xylene	115		-		70-130	-		
Bromoform	123		-		70-130	-		
Styrene	118		-		70-130	-		
1,1,2,2-Tetrachloroethane	118		-		70-130	-		
o-Xylene	117		-		70-130	-		
1,2,3-Trichloropropane	98		-		70-130	-		
Nonane (C9)	100		-		70-130	-		
Isopropylbenzene	100		-		70-130	-		
Bromobenzene	97		-		70-130	-		
o-Chlorotoluene	97		-		70-130	-		
n-Propylbenzene	96		-		70-130	-		
p-Chlorotoluene	92		-		70-130	-		
4-Ethyltoluene	116		-		70-130	-		
1,3,5-Trimethylbenzene	116		-		70-130	-		
tert-Butylbenzene	99		-		70-130	-		
1,2,4-Trimethylbenzene	116		-		70-130	-		
Decane (C10)	96		-		70-130	-		
Benzyl chloride	95		-		70-130	-		

Lab Control Sample Analysis
Batch Quality Control

Project Name: DUVALTEX GUILFORD

Lab Number: L2539305

Project Number: 250321.01

Report Date: 07/10/25

Parameter	LCS %Recovery	Qual	LCS %Recovery	Qual	%Recovery Limits	RPD	Qual	RPD Limits
Volatile Organics in Air - Mansfield Air Lab Associated sample(s): 03 Batch: WG2088764-3								
1,3-Dichlorobenzene	116		-		70-130	-		
1,4-Dichlorobenzene	113		-		70-130	-		
sec-Butylbenzene	94		-		70-130	-		
p-Isopropyltoluene	94		-		70-130	-		
1,2-Dichlorobenzene	111		-		70-130	-		
n-Butylbenzene	97		-		70-130	-		
1,2-Dibromo-3-chloropropane	92		-		70-130	-		
Undecane	94		-		70-130	-		
Dodecane (C12)	101		-		70-130	-		
1,2,4-Trichlorobenzene	116		-		70-130	-		
Naphthalene	97		-		70-130	-		
1,2,3-Trichlorobenzene	94		-		70-130	-		
Hexachlorobutadiene	105		-		70-130	-		

Project Name: DUVALTEX GUILFORD

Serial_No:07102519:06
Lab Number: L2539305

Project Number: 250321.01

Report Date: 07/10/25

Canister and Flow Controller Information

Samplenum	Client ID	Media ID	Media Type	Date Prepared	Bottle Order	Cleaning Batch ID	Can Leak Check	Initial Pressure (in. Hg)	Pressure on Receipt	Flow Controller Leak Chk	Flow Out mL/min	Flow In	% RPD
L2539305-01	AG-BCK-X-00C	02833	Flow 1	06/13/25	524417		-	-	-	Pass	109	118	8
L2539305-01	AG-BCK-X-00C	2187	2.7L Can	06/13/25	524417	L2534943-07	Pass	-29.4	-4.1	-	-	-	-
L2539305-02	AG-X16-X-008	01524	Flow 1	06/13/25	524417		-	-	-	Pass	109	122	11
L2539305-02	AG-X16-X-008	236	2.7L Can	06/13/25	524417	L2534943-07	Pass	-29.4	-3.4	-	-	-	-
L2539305-03	AG-X21-X-009	02359	Flow 1	06/13/25	524417		-	-	-	Pass	109	125	14
L2539305-03	AG-X21-X-009	2738	2.7L Can	06/13/25	524417	L2534943-07	Pass	-29.5	-3.6	-	-	-	-
L2539305-04	UNUSED CAN #3207	01639	Flow 1	06/13/25	524417		-	-	-	Pass	109	118	8
L2539305-04	UNUSED CAN #3207	3207	2.7L Can	06/13/25	524417	L2534943-07	Pass	-29.5	-29.2	-	-	-	-



Project Name: BATCH CANISTER CERTIFICATION
Project Number: CANISTER QC BAT

Lab Number: L2534943
Report Date: 07/10/25

Air Canister Certification Results

Lab ID: L2534943-07
 Client ID: CAN 3421 SHELF 101
 Sample Location:

Date Collected: 06/05/25 10:00
 Date Received: 06/05/25
 Field Prep: Not Specified

Sample Depth:
 Matrix: Air
 Analytical Method: 48,TO-15
 Analytical Date: 06/06/25 02:39
 Analyst: RAY

Parameter	ppbV			ug/m3			Qualifier	Dilution Factor
	Results	RL	MDL	Results	RL	MDL		
Volatile Organics in Air - Mansfield Air Lab								
Chlorodifluoromethane	ND	0.200	--	ND	0.707	--		1
Propylene	ND	0.500	--	ND	0.861	--		1
Propane	ND	0.500	--	ND	0.902	--		1
Dichlorodifluoromethane	ND	0.200	--	ND	0.989	--		1
Chloromethane	ND	0.200	--	ND	0.413	--		1
Freon-114	ND	0.200	--	ND	1.40	--		1
Methanol	ND	5.00	--	ND	6.55	--		1
Vinyl chloride	ND	0.200	--	ND	0.511	--		1
1,3-Butadiene	ND	0.200	--	ND	0.442	--		1
Butane	ND	0.200	--	ND	0.475	--		1
Bromomethane	ND	0.200	--	ND	0.777	--		1
Chloroethane	ND	0.200	--	ND	0.528	--		1
Ethanol	ND	5.00	--	ND	9.42	--		1
Dichlorofluoromethane	ND	0.200	--	ND	0.842	--		1
Vinyl bromide	ND	0.200	--	ND	0.874	--		1
Acrolein	ND	0.500	--	ND	1.15	--		1
Acetone	ND	1.00	--	ND	2.38	--		1
Acetonitrile	ND	0.200	--	ND	0.336	--		1
Trichlorofluoromethane	ND	0.200	--	ND	1.12	--		1
Isopropanol	ND	1.00	--	ND	2.46	--		1
Acrylonitrile	ND	0.500	--	ND	1.09	--		1
Pentane	ND	0.200	--	ND	0.590	--		1
Ethyl ether	ND	0.200	--	ND	0.606	--		1
1,1-Dichloroethene	ND	0.200	--	ND	0.793	--		1



Project Name: BATCH CANISTER CERTIFICATION
Project Number: CANISTER QC BAT

Lab Number: L2534943
Report Date: 07/10/25

Air Canister Certification Results

Lab ID: L2534943-07
 Client ID: CAN 3421 SHELF 101
 Sample Location:

Date Collected: 06/05/25 10:00
 Date Received: 06/05/25
 Field Prep: Not Specified

Sample Depth:

Parameter	ppbV			ug/m3			Qualifier	Dilution Factor
	Results	RL	MDL	Results	RL	MDL		
Volatile Organics in Air - Mansfield Air Lab								
Tertiary butyl Alcohol	ND	0.500	--	ND	1.52	--		1
Methylene chloride	ND	0.500	--	ND	1.74	--		1
3-Chloropropene	ND	0.200	--	ND	0.626	--		1
Carbon disulfide	ND	0.200	--	ND	0.623	--		1
Freon-113	ND	0.200	--	ND	1.53	--		1
trans-1,2-Dichloroethene	ND	0.200	--	ND	0.793	--		1
1,1-Dichloroethane	ND	0.200	--	ND	0.809	--		1
Methyl tert butyl ether	ND	0.200	--	ND	0.721	--		1
Vinyl acetate	ND	1.00	--	ND	3.52	--		1
Xylenes, total	ND	0.600	--	ND	0.869	--		1
2-Butanone	ND	0.500	--	ND	1.47	--		1
cis-1,2-Dichloroethene	ND	0.200	--	ND	0.793	--		1
Ethyl Acetate	ND	0.500	--	ND	1.80	--		1
Chloroform	ND	0.200	--	ND	0.977	--		1
Tetrahydrofuran	ND	0.500	--	ND	1.47	--		1
2,2-Dichloropropane	ND	0.200	--	ND	0.924	--		1
1,2-Dichloroethane	ND	0.200	--	ND	0.809	--		1
n-Hexane	ND	0.200	--	ND	0.705	--		1
Diisopropyl ether	ND	0.200	--	ND	0.836	--		1
tert-Butyl Ethyl Ether	ND	0.200	--	ND	0.836	--		1
1,2-Dichloroethene (total)	ND	1.00	--	ND	1.00	--		1
1,1,1-Trichloroethane	ND	0.200	--	ND	1.09	--		1
1,1-Dichloropropene	ND	0.200	--	ND	0.908	--		1
Benzene	ND	0.200	--	ND	0.639	--		1
Carbon tetrachloride	ND	0.200	--	ND	1.26	--		1
Cyclohexane	ND	0.200	--	ND	0.688	--		1
tert-Amyl Methyl Ether	ND	0.200	--	ND	0.836	--		1



Project Name: BATCH CANISTER CERTIFICATION
Project Number: CANISTER QC BAT

Lab Number: L2534943
Report Date: 07/10/25

Air Canister Certification Results

Lab ID: L2534943-07
 Client ID: CAN 3421 SHELF 101
 Sample Location:

Date Collected: 06/05/25 10:00
 Date Received: 06/05/25
 Field Prep: Not Specified

Sample Depth:

Parameter	ppbV			ug/m3			Qualifier	Dilution Factor
	Results	RL	MDL	Results	RL	MDL		
Volatile Organics in Air - Mansfield Air Lab								
Dibromomethane	ND	0.200	--	ND	1.42	--		1
1,2-Dichloropropane	ND	0.200	--	ND	0.924	--		1
Bromodichloromethane	ND	0.200	--	ND	1.34	--		1
1,4-Dioxane	ND	0.200	--	ND	0.721	--		1
Trichloroethene	ND	0.200	--	ND	1.07	--		1
2,2,4-Trimethylpentane	ND	0.200	--	ND	0.934	--		1
Methyl Methacrylate	ND	0.500	--	ND	2.05	--		1
Heptane	ND	0.200	--	ND	0.820	--		1
cis-1,3-Dichloropropene	ND	0.200	--	ND	0.908	--		1
4-Methyl-2-pentanone	ND	0.500	--	ND	2.05	--		1
trans-1,3-Dichloropropene	ND	0.200	--	ND	0.908	--		1
1,1,2-Trichloroethane	ND	0.200	--	ND	1.09	--		1
Toluene	ND	0.200	--	ND	0.754	--		1
1,3-Dichloropropane	ND	0.200	--	ND	0.924	--		1
2-Hexanone	ND	0.200	--	ND	0.820	--		1
Dibromochloromethane	ND	0.200	--	ND	1.70	--		1
1,2-Dibromoethane	ND	0.200	--	ND	1.54	--		1
Butyl acetate	ND	0.500	--	ND	2.38	--		1
Octane	ND	0.200	--	ND	0.934	--		1
Tetrachloroethene	ND	0.200	--	ND	1.36	--		1
1,1,1,2-Tetrachloroethane	ND	0.200	--	ND	1.37	--		1
Chlorobenzene	ND	0.200	--	ND	0.921	--		1
Ethylbenzene	ND	0.200	--	ND	0.869	--		1
p/m-Xylene	ND	0.400	--	ND	1.74	--		1
Bromoform	ND	0.200	--	ND	2.07	--		1
Styrene	ND	0.200	--	ND	0.852	--		1
1,1,2,2-Tetrachloroethane	ND	0.200	--	ND	1.37	--		1



Project Name: BATCH CANISTER CERTIFICATION
Project Number: CANISTER QC BAT

Lab Number: L2534943
Report Date: 07/10/25

Air Canister Certification Results

Lab ID: L2534943-07
 Client ID: CAN 3421 SHELF 101
 Sample Location:

Date Collected: 06/05/25 10:00
 Date Received: 06/05/25
 Field Prep: Not Specified

Sample Depth:

Parameter	ppbV			ug/m3			Qualifier	Dilution Factor
	Results	RL	MDL	Results	RL	MDL		
Volatile Organics in Air - Mansfield Air Lab								
o-Xylene	ND	0.200	--	ND	0.869	--		1
1,2,3-Trichloropropane	ND	0.200	--	ND	1.21	--		1
Nonane	ND	0.200	--	ND	1.05	--		1
Isopropylbenzene	ND	0.200	--	ND	0.983	--		1
Bromobenzene	ND	0.200	--	ND	0.793	--		1
2-Chlorotoluene	ND	0.200	--	ND	1.04	--		1
n-Propylbenzene	ND	0.200	--	ND	0.983	--		1
4-Chlorotoluene	ND	0.200	--	ND	1.04	--		1
4-Ethyltoluene	ND	0.200	--	ND	0.983	--		1
1,3,5-Trimethylbenzene	ND	0.200	--	ND	0.983	--		1
tert-Butylbenzene	ND	0.200	--	ND	1.10	--		1
1,2,4-Trimethylbenzene	ND	0.200	--	ND	0.983	--		1
Decane	ND	0.200	--	ND	1.16	--		1
Benzyl chloride	ND	0.200	--	ND	1.04	--		1
1,3-Dichlorobenzene	ND	0.200	--	ND	1.20	--		1
1,4-Dichlorobenzene	ND	0.200	--	ND	1.20	--		1
sec-Butylbenzene	ND	0.200	--	ND	1.10	--		1
p-Isopropyltoluene	ND	0.200	--	ND	1.10	--		1
1,2-Dichlorobenzene	ND	0.200	--	ND	1.20	--		1
n-Butylbenzene	ND	0.200	--	ND	1.10	--		1
1,2-Dibromo-3-chloropropane	ND	0.200	--	ND	1.93	--		1
Undecane	ND	0.200	--	ND	1.28	--		1
Dodecane	ND	0.200	--	ND	1.39	--		1
1,2,4-Trichlorobenzene	ND	0.200	--	ND	1.48	--		1
Naphthalene	ND	0.200	--	ND	0.996	--		1
1,2,3-Trichlorobenzene	ND	0.200	--	ND	1.48	--		1
Hexachlorobutadiene	ND	0.200	--	ND	2.13	--		1



Project Name: BATCH CANISTER CERTIFICATION
Project Number: CANISTER QC BAT

Lab Number: L2534943
Report Date: 07/10/25

Air Canister Certification Results

Lab ID: L2534943-07
 Client ID: CAN 3421 SHELF 101
 Sample Location:

Date Collected: 06/05/25 10:00
 Date Received: 06/05/25
 Field Prep: Not Specified

Sample Depth:

Parameter	ppbV			ug/m3			Qualifier	Dilution Factor
	Results	RL	MDL	Results	RL	MDL		
Volatile Organics in Air - Mansfield Air Lab								

Results	Qualifier	Units	RDL	Dilution Factor
Tentatively Identified Compounds				

No Tentatively Identified Compounds

Internal Standard	% Recovery	Qualifier	Acceptance Criteria
1,4-Difluorobenzene	91		60-140
Bromochloromethane	93		60-140
chlorobenzene-d5	92		60-140



Project Name: BATCH CANISTER CERTIFICATION
Project Number: CANISTER QC BAT

Lab Number: L2534943
Report Date: 07/10/25

Air Canister Certification Results

Lab ID: L2534943-07
 Client ID: CAN 3421 SHELF 101
 Sample Location:

Date Collected: 06/05/25 10:00
 Date Received: 06/05/25
 Field Prep: Not Specified

Sample Depth:
 Matrix: Air
 Analytical Method: 48,TO-15-SIM
 Analytical Date: 06/06/25 02:39
 Analyst: RAY

Parameter	ppbV			ug/m3			Qualifier	Dilution Factor
	Results	RL	MDL	Results	RL	MDL		
Volatile Organics in Air by SIM - Mansfield Air Lab								
Dichlorodifluoromethane	ND	0.200	--	ND	0.989	--		1
Chloromethane	ND	0.200	--	ND	0.413	--		1
Freon-114	ND	0.050	--	ND	0.349	--		1
Vinyl chloride	ND	0.020	--	ND	0.051	--		1
1,3-Butadiene	ND	0.020	--	ND	0.044	--		1
Bromomethane	ND	0.020	--	ND	0.078	--		1
Chloroethane	ND	0.100	--	ND	0.264	--		1
Acrolein	ND	0.050	--	ND	0.115	--		1
Acetone	ND	1.00	--	ND	2.38	--		1
Trichlorofluoromethane	ND	0.050	--	ND	0.281	--		1
Acrylonitrile	ND	0.500	--	ND	1.09	--		1
1,1-Dichloroethene	ND	0.020	--	ND	0.079	--		1
Methylene chloride	ND	0.500	--	ND	1.74	--		1
Freon-113	ND	0.050	--	ND	0.383	--		1
trans-1,2-Dichloroethene	ND	0.020	--	ND	0.079	--		1
1,1-Dichloroethane	ND	0.020	--	ND	0.081	--		1
Methyl tert butyl ether	ND	0.200	--	ND	0.721	--		1
2-Butanone	ND	0.500	--	ND	1.47	--		1
cis-1,2-Dichloroethene	ND	0.020	--	ND	0.079	--		1
Chloroform	ND	0.020	--	ND	0.098	--		1
1,2-Dichloroethane	ND	0.020	--	ND	0.081	--		1
1,1,1-Trichloroethane	ND	0.020	--	ND	0.109	--		1
Benzene	ND	0.100	--	ND	0.319	--		1
Carbon tetrachloride	ND	0.020	--	ND	0.126	--		1



Project Name: BATCH CANISTER CERTIFICATION
Project Number: CANISTER QC BAT

Lab Number: L2534943
Report Date: 07/10/25

Air Canister Certification Results

Lab ID: L2534943-07
 Client ID: CAN 3421 SHELF 101
 Sample Location:

Date Collected: 06/05/25 10:00
 Date Received: 06/05/25
 Field Prep: Not Specified

Sample Depth:

Parameter	ppbV			ug/m3			Qualifier	Dilution Factor
	Results	RL	MDL	Results	RL	MDL		
Volatile Organics in Air by SIM - Mansfield Air Lab								
1,2-Dichloropropane	ND	0.020	--	ND	0.092	--		1
Bromodichloromethane	ND	0.020	--	ND	0.134	--		1
1,4-Dioxane	ND	0.100	--	ND	0.360	--		1
Trichloroethene	ND	0.020	--	ND	0.107	--		1
cis-1,3-Dichloropropene	ND	0.020	--	ND	0.091	--		1
4-Methyl-2-pentanone	ND	0.500	--	ND	2.05	--		1
trans-1,3-Dichloropropene	ND	0.020	--	ND	0.091	--		1
1,1,2-Trichloroethane	ND	0.020	--	ND	0.109	--		1
Toluene	ND	0.100	--	ND	0.377	--		1
Dibromochloromethane	ND	0.020	--	ND	0.170	--		1
1,2-Dibromoethane	ND	0.020	--	ND	0.154	--		1
Tetrachloroethene	ND	0.020	--	ND	0.136	--		1
1,1,1,2-Tetrachloroethane	ND	0.020	--	ND	0.137	--		1
Chlorobenzene	ND	0.100	--	ND	0.461	--		1
Ethylbenzene	ND	0.020	--	ND	0.087	--		1
p/m-Xylene	ND	0.040	--	ND	0.174	--		1
Bromoform	ND	0.020	--	ND	0.207	--		1
Styrene	ND	0.020	--	ND	0.085	--		1
1,1,2,2-Tetrachloroethane	ND	0.020	--	ND	0.137	--		1
o-Xylene	ND	0.020	--	ND	0.087	--		1
Isopropylbenzene	ND	0.200	--	ND	0.983	--		1
4-Ethyltoluene	ND	0.020	--	ND	0.098	--		1
1,3,5-Trimethylbenzene	ND	0.020	--	ND	0.098	--		1
1,2,4-Trimethylbenzene	ND	0.020	--	ND	0.098	--		1
Benzyl chloride	ND	0.100	--	ND	0.518	--		1
1,3-Dichlorobenzene	ND	0.020	--	ND	0.120	--		1
1,4-Dichlorobenzene	ND	0.020	--	ND	0.120	--		1



Project Name: BATCH CANISTER CERTIFICATION
Project Number: CANISTER QC BAT

Lab Number: L2534943
Report Date: 07/10/25

Air Canister Certification Results

Lab ID: L2534943-07
 Client ID: CAN 3421 SHELF 101
 Sample Location:

Date Collected: 06/05/25 10:00
 Date Received: 06/05/25
 Field Prep: Not Specified

Sample Depth:

Parameter	ppbV			ug/m3			Qualifier	Dilution Factor
	Results	RL	MDL	Results	RL	MDL		
Volatile Organics in Air by SIM - Mansfield Air Lab								
sec-Butylbenzene	ND	0.200	--	ND	1.10	--		1
p-Isopropyltoluene	ND	0.200	--	ND	1.10	--		1
1,2-Dichlorobenzene	ND	0.020	--	ND	0.120	--		1
n-Butylbenzene	ND	0.200	--	ND	1.10	--		1
1,2,4-Trichlorobenzene	ND	0.050	--	ND	0.371	--		1
Naphthalene	ND	0.050	--	ND	0.262	--		1
1,2,3-Trichlorobenzene	ND	0.050	--	ND	0.371	--		1
Hexachlorobutadiene	ND	0.050	--	ND	0.533	--		1

Internal Standard	% Recovery	Qualifier	Acceptance Criteria
1,4-difluorobenzene	95		60-140
bromochloromethane	97		60-140
chlorobenzene-d5	97		60-140



Project Name: DUVALTEX GUILFORD**Lab Number:** L2539305**Project Number:** 250321.01**Report Date:** 07/10/25**Sample Receipt and Container Information**

Were project specific reporting limits specified?

YES

Cooler Information

Cooler	Custody Seal
NA	Absent

Container Information

Container ID	Container Type	Cooler	Initial pH	Final pH	Temp deg C	Pres	Seal	Frozen Date/Time	Analysis(*)
L2539305-01A	Canister - 2.7L (Batch Certified)	NA	NA			Y	Absent		TO15-LL(30),TO15-SIM(30)
L2539305-02A	Canister - 2.7L (Batch Certified)	NA	NA			Y	Absent		TO15-LL(30)
L2539305-03A	Canister - 2.7L (Batch Certified)	NA	NA			Y	Absent		TO15-LL(30)
L2539305-04A	Canister - 2.7L (Batch Certified)	NA	NA			Y	Absent		CLEAN-FEE()

Project Name: DUVALTEX GUILFORD
Project Number: 250321.01

Lab Number: L2539305
Report Date: 07/10/25

GLOSSARY

Acronyms

DL	- Detection Limit: This value represents the level to which target analyte concentrations are reported as estimated values, when those target analyte concentrations are quantified below the limit of quantitation (LOQ). The DL includes any adjustments from dilutions, concentrations or moisture content, where applicable. (DoD report formats only.)
EDL	- Estimated Detection Limit: This value represents the level to which target analyte concentrations are reported as estimated values, when those target analyte concentrations are quantified below the reporting limit (RL). The EDL includes any adjustments from dilutions, concentrations or moisture content, where applicable. The use of EDLs is specific to the analysis of PAHs using Solid-Phase Microextraction (SPME).
EMPC	- Estimated Maximum Possible Concentration: The concentration that results from the signal present at the retention time of an analyte when the ions meet all of the identification criteria except the ion abundance ratio criteria. An EMPC is a worst-case estimate of the concentration.
EPA	- Environmental Protection Agency.
LCS	- Laboratory Control Sample: A sample matrix, free from the analytes of interest, spiked with verified known amounts of analytes or a material containing known and verified amounts of analytes.
LCSD	- Laboratory Control Sample Duplicate: Refer to LCS.
LFB	- Laboratory Fortified Blank: A sample matrix, free from the analytes of interest, spiked with verified known amounts of analytes or a material containing known and verified amounts of analytes.
LOD	- Limit of Detection: This value represents the level to which a target analyte can reliably be detected for a specific analyte in a specific matrix by a specific method. The LOD includes any adjustments from dilutions, concentrations or moisture content, where applicable. (DoD report formats only.)
LOQ	- Limit of Quantitation: The value at which an instrument can accurately measure an analyte at a specific concentration. The LOQ includes any adjustments from dilutions, concentrations or moisture content, where applicable. (DoD report formats only.) Limit of Quantitation: The value at which an instrument can accurately measure an analyte at a specific concentration. The LOQ includes any adjustments from dilutions, concentrations or moisture content, where applicable. (DoD report formats only.)
MDL	- Method Detection Limit: This value represents the level to which target analyte concentrations are reported as estimated values, when those target analyte concentrations are quantified below the reporting limit (RL). The MDL includes any adjustments from dilutions, concentrations or moisture content, where applicable.
MS	- Matrix Spike Sample: A sample prepared by adding a known mass of target analyte to a specified amount of matrix sample for which an independent estimate of target analyte concentration is available. For Method 332.0, the spike recovery is calculated using the native concentration, including estimated values.
MSD	- Matrix Spike Sample Duplicate: Refer to MS.
NA	- Not Applicable.
NC	- Not Calculated: Term is utilized when one or more of the results utilized in the calculation are non-detect at the parameter's reporting unit.
NDPA/DPA	- N-Nitrosodiphenylamine/Diphenylamine.
NI	- Not Ignitable.
NP	- Non-Plastic: Term is utilized for the analysis of Atterberg Limits in soil.
NR	- No Results: Term is utilized when 'No Target Compounds Requested' is reported for the analysis of Volatile or Semivolatile Organic TIC only requests.
RL	- Reporting Limit: The value at which an instrument can accurately measure an analyte at a specific concentration. The RL includes any adjustments from dilutions, concentrations or moisture content, where applicable.
RPD	- Relative Percent Difference: The results from matrix and/or matrix spike duplicates are primarily designed to assess the precision of analytical results in a given matrix and are expressed as relative percent difference (RPD). Values which are less than five times the reporting limit for any individual parameter are evaluated by utilizing the absolute difference between the values; although the RPD value will be provided in the report.
SRM	- Standard Reference Material: A reference sample of a known or certified value that is of the same or similar matrix as the associated field samples.
STLP	- Semi-dynamic Tank Leaching Procedure per EPA Method 1315.
TEF	- Toxic Equivalency Factors: The values assigned to each dioxin and furan to evaluate their toxicity relative to 2,3,7,8-TCDD.
TEQ	- Toxic Equivalent: The measure of a sample's toxicity derived by multiplying each dioxin and furan by its corresponding TEF and then summing the resulting values.
TIC	- Tentatively Identified Compound: A compound that has been identified to be present and is not part of the target compound list (TCL) for the method and/or program. All TICs are qualitatively identified and reported as estimated concentrations.

Report Format: Data Usability Report



Project Name: DUVALTEX GUILFORD
Project Number: 250321.01

Lab Number: L2539305
Report Date: 07/10/25

Footnotes

- 1 - The reference for this analyte should be considered modified since this analyte is absent from the target analyte list of the original method.

Terms

Analytical Method: Both the document from which the method originates and the analytical reference method. (Example: EPA 8260B is shown as 1,8260B.) The codes for the reference method documents are provided in the References section of the Addendum.

Chlordane: The target compound Chlordane (CAS No. 57-74-9) is reported for GC ECD analyses. Per EPA, this compound "refers to a mixture of chlordane isomers, other chlorinated hydrocarbons and numerous other components." (Reference: USEPA Toxicological Review of Chlordane, In Support of Summary Information on the Integrated Risk Information System (IRIS), December 1997.)

Difference: With respect to Total Oxidizable Precursor (TOP) Assay analysis, the difference is defined as the Post-Treatment value minus the Pre-Treatment value.

Final pH: As it pertains to Sample Receipt & Container Information section of the report, Final pH reflects pH of container determined after adjustment at the laboratory, if applicable. If no adjustment required, value reflects Initial pH.

Frozen Date/Time: With respect to Volatile Organics in soil, Frozen Date/Time reflects the date/time at which associated Reagent Water-preserved vials were initially frozen. Note: If frozen date/time is beyond 48 hours from sample collection, value will be reflected in 'bold'.

Gasoline Range Organics (GRO): Gasoline Range Organics (GRO) results include all chromatographic peaks eluting from Methyl tert butyl ether through Naphthalene, with the exception of GRO analysis in support of State of Ohio programs, which includes all chromatographic peaks eluting from Hexane through Dodecane.

Initial pH: As it pertains to Sample Receipt & Container Information section of the report, Initial pH reflects pH of container determined upon receipt, if applicable.

PAH Total: With respect to Alkylated PAH analyses, the 'PAHs, Total' result is defined as the summation of results for all or a subset of the following compounds: Naphthalene, C1-C4 Naphthalenes, 2-Methylnaphthalene, 1-Methylnaphthalene, Biphenyl, Acenaphthylene, Acenaphthene, Fluorene, C1-C3 Fluorenes, Phenanthrene, C1-C4 Phenanthrenes/Anthracenes, Anthracene, Fluoranthene, Pyrene, C1-C4 Fluoranthenes/Pyrenes, Benz(a)anthracene, Chrysene, C1-C4 Chrysenes, Benzo(b)fluoranthene, Benzo(j)+(k)fluoranthene, Benzo(e)pyrene, Benzo(a)pyrene, Perylene, Indeno(1,2,3-cd)pyrene, Dibenz(ah)+(ac)anthracene, Benzo(g,h,i)perylene. If a 'Total' result is requested, the results of its individual components will also be reported.

PFAS Total: With respect to PFAS analyses, the 'PFAS, Total (5)' result is defined as the summation of results for: PFHpA, PFHxS, PFOA, PFNA and PFOS. In addition, the 'PFAS, Total (6)' result is defined as the summation of results for: PFHpA, PFHxS, PFOA, PFNA, PFDA and PFOS. For MassDEP DW compliance analysis only, the 'PFAS, Total (6)' result is defined as the summation of results at or above the RL. Note: If a 'Total' result is requested, the results of its individual components will also be reported.

Total: With respect to Organic analyses, a 'Total' result is defined as the summation of results for individual isomers or Aroclors. If a 'Total' result is requested, the results of its individual components will also be reported. This is applicable to 'Total' results for methods 8260, 8081 and 8082.

Data Qualifiers

- A** - Spectra identified as "Aldol Condensates" are byproducts of the extraction/concentration procedures when acetone is introduced in the process.
- B** - The analyte was detected above the reporting limit in the associated method blank. Flag only applies to associated field samples that have detectable concentrations of the analyte at less than ten times (10x) the concentration found in the blank. For MCP-related projects, flag only applies to associated field samples that have detectable concentrations of the analyte at less than ten times (10x) the concentration found in the blank. For DOD-related projects, flag only applies to associated field samples that have detectable concentrations of the analyte at less than ten times (10x) the concentration found in the blank AND the analyte was detected above one-half the reporting limit (or above the reporting limit for common lab contaminants) in the associated method blank. For NJ-Air-related projects, flag only applies to associated field samples that have detectable concentrations of the analyte above the reporting limit. For NJ-related projects (excluding Air), flag only applies to associated field samples that have detectable concentrations of the analyte, which was detected above the reporting limit in the associated method blank or above five times the reporting limit for common lab contaminants (Phthalates, Acetone, Methylene Chloride, 2-Butanone).
- C** - Co-elution: The target analyte co-elutes with a known lab standard (i.e. surrogate, internal standards, etc.) for co-extracted analyses.
- D** - Concentration of analyte was quantified from diluted analysis. Flag only applies to field samples that have detectable concentrations of the analyte.
- E** - Concentration of analyte exceeds the range of the calibration curve and/or linear range of the instrument.
- F** - The ratio of quantifier ion response to qualifier ion response falls outside of the laboratory criteria. Results are considered to be an estimated maximum concentration.
- G** - The concentration may be biased high due to matrix interferences (i.e. co-elution) with non-target compound(s). The result should be considered estimated.
- H** - The analysis of pH was performed beyond the regulatory-required holding time of 15 minutes from the time of sample collection.
- I** - The lower value for the two columns has been reported due to obvious interference.
- J** - Estimated value. This represents an estimated concentration for Tentatively Identified Compounds (TICs).
- M** - Reporting Limit (RL) exceeds the MCP CAM Reporting Limit for this analyte.

Report Format: Data Usability Report



Project Name: DUVALTEX GUILFORD
Project Number: 250321.01

Lab Number: L2539305
Report Date: 07/10/25

Data Qualifiers

- ND** - Not detected at the reporting limit (RL) for the sample.
- NJ** - Presumptive evidence of compound. This represents an estimated concentration for Tentatively Identified Compounds (TICs), where the identification is based on a mass spectral library search.
- P** - The RPD between the results for the two columns exceeds the method-specified criteria.
- Q** - The quality control sample exceeds the associated acceptance criteria. For DOD-related projects, LCS and/or Continuing Calibration Standard exceedences are also qualified on all associated sample results. Note: This flag is not applicable for matrix spike recoveries when the sample concentration is greater than 4x the spike added or for batch duplicate RPD when the sample concentrations are less than 5x the RL. (Metals only.)
- R** - Analytical results are from sample re-analysis.
- RE** - Analytical results are from sample re-extraction.
- S** - Analytical results are from modified screening analysis.
- V** - The surrogate associated with this target analyte has a recovery outside the QC acceptance limits. (Applicable to MassDEP DW Compliance samples only.)
- Z** - The batch matrix spike and/or duplicate associated with this target analyte has a recovery/RPD outside the QC acceptance limits. (Applicable to MassDEP DW Compliance samples only.)

Project Name: DUVALTEX GUILFORD
Project Number: 250321.01

Lab Number: L2539305
Report Date: 07/10/25

REFERENCES

- 48 Compendium of Methods for the Determination of Toxic Organic Compounds in Ambient Air. Second Edition. EPA/625/R-96/010b, January 1999.

LIMITATION OF LIABILITIES

Pace Analytical Services performs services with reasonable care and diligence normal to the analytical testing laboratory industry. In the event of an error, the sole and exclusive responsibility of Pace Analytical Services shall be to re-perform the work at it's own expense. In no event shall Pace Analytical Services be held liable for any incidental, consequential or special damages, including but not limited to, damages in any way connected with the use of, interpretation of, information or analysis provided by Pace Analytical Services.

We strongly urge our clients to comply with EPA protocol regarding sample volume, preservation, cooling, containers, sampling procedures, holding time and splitting of samples in the field.



Pace Analytical Services LLC

ID No.:17873

Facility: **Northeast**

Revision 27

Department: **Quality Assurance**

Published Date: 01/24/2025

Title: **Certificate/Approval Program Summary**

Page 1 of 2

Certification Information

The following analytes are not included in our Primary NELAP Scope of Accreditation:

Westborough Facility – 8 Walkup Dr. Westborough, MA 01581**EPA 624.1:** m/p-xylene, o-xylene, Naphthalene**EPA 625.1:** alpha-Terpineol**EPA 8260D:** NPW: 1,2,4,5-Tetramethylbenzene; 4-Ethyltoluene; SCM: Iodomethane (methyl iodide), 1,2,4,5-Tetramethylbenzene; 4-Ethyltoluene.**EPA 8270E:** NPW: Dimethylnaphthalene, 1,4-Diphenylhydrazine, alpha-Terpineol, Azobenzene; SCM: Dimethylnaphthalene, 1,4-Diphenylhydrazine.**SM4500:** NPW: Amenable Cyanide; SCM: Total Phosphorus, TKN, NO₂, NO₃.**Mansfield Facility – 320 Forbes Blvd. Mansfield, MA 02048****SM 2540D:** TSS.**EPA TO-15:** Halothane, 2,4,4-Trimethyl-2-pentene, 2,4,4-Trimethyl-1-pentene, Thiophene, 2-Methylthiophene,

3-Methylthiophene, 2-Ethylthiophene, 1,2,3-Trimethylbenzene, Indan, Indene, 1,2,4,5-Tetramethylbenzene, Benzothiophene, 1-Methylnaphthalene.

MADEP-APH.**Nonpotable Water:** EPA RSK-175 Dissolved Gases**Biological Tissue Matrix:** EPA 3050B**Mansfield Facility – 120 Forbes Blvd. Mansfield, MA 02048****EPA TO-15:** Halothane, 2,4,4-Trimethyl-2-pentene, 2,4,4-Trimethyl-1-pentene, Thiophene, 2-Methylthiophene,

3-Methylthiophene, 2-Ethylthiophene, 1,2,3-Trimethylbenzene, Indan, Indene, 1,2,4,5-Tetramethylbenzene, Benzothiophene, 1-Methylnaphthalene.

Nonpotable Water: EPA RSK-175 Dissolved Gases

The following test method is not included in our New Jersey Secondary NELAP Scope of Accreditation:

Mansfield Facility – 320 Forbes Blvd. Mansfield, MA 02048**Determination of Selected Perfluorinated Alkyl Substances by Solid Phase Extraction and Liquid Chromatography/Tandem Mass Spectrometry Isotope Dilution (via Alpha SOP 23528)**

The following analytes are included in our Massachusetts DEP Scope of Accreditation

Westborough Facility – 8 Walkup Dr. Westborough, MA 01581**Drinking Water****EPA 300.0:** Chloride, Nitrate-N, Fluoride, Sulfate; **EPA 353.2:** Nitrate-N, Nitrite-N; **SM4500NO3-F:** Nitrate-N, Nitrite-N; **SM4500F-C, SM4500CN-CE,****EPA 180.1, SM2130B, SM4500Cl-D, SM2320B, SM2540C, SM4500H-B, SM4500NO2-B****EPA 524.2:** THMs and VOCs; **EPA 504.1:** EDB, DBCP.**Microbiology:** SM9215B; SM9223-P/A, SM9223B-Colilert-QT, SM9222D.**Non-Potable Water****SM4500H,B, EPA 120.1, SM2510B, SM2540C, SM2320B, SM4500CL-E, SM4500F-BC, SM4500NH3-BH:** Ammonia-N and Kjeldahl-N, **EPA 350.1:**Ammonia-N, **LACHAT 10-107-06-1-B:** Ammonia-N, **EPA 351.1, SM4500NO3-F, EPA 353.2:** Nitrate-N, **SM4500P-E, SM4500P-B, E, SM4500SO4-E,****SM5220D, EPA 410.4, SM5210B, SM5310C, SM4500CL-D, EPA 1664, EPA 420.1, SM4500-CN-CE, SM2540D, EPA 300:** Chloride, Sulfate, Nitrate.**EPA 624.1:** Volatile Halocarbons & Aromatics,**EPA 608.3:** Chlordane, Toxaphene, Aldrin, alpha-BHC, beta-BHC, gamma-BHC, delta-BHC, Dieldrin, DDD, DDE, DDT, Endosulfan I, Endosulfan II,

Endosulfan sulfate, Endrin, Endrin Aldehyde, Heptachlor, Heptachlor Epoxide, PCBs

EPA 625.1: SVOC (Acid/Base/Neutral Extractables).**Microbiology:** SM9223B-Colilert-QT; Enterolert-QT, EPA 1600, EPA 1603, SM9222D.**Mansfield Facility – 320 Forbes Blvd. Mansfield, MA 02048****Drinking Water****EPA 200.7:** Al, Ba, Cd, Cr, Cu, Fe, Mn, Ni, Na, Ag, Ca, Zn. **EPA 200.8:** Al, Sb, As, Ba, Be, Cd, Cr, Cu, Pb, Mn, Ni, Se, Ag, TL, Zn. **EPA 245.1** Hg.**EPA 522, EPA 537.1.****Non-Potable Water****EPA 200.7:** Al, Sb, As, Be, Cd, Ca, Cr, Co, Cu, Fe, Pb, Mg, Mn, Mo, Ni, K, Se, Ag, Na, Sr, TL, Ti, V, Zn.**EPA 200.8:** Al, Sb, As, Be, Cd, Cr, Cu, Fe, Pb, Mn, Ni, K, Se, Ag, Na, TL, Zn.**EPA 245.1** Hg.**SM2340B**

Pace Analytical Services LLC

ID No.:17873

Facility: **Northeast**

Revision 27

Department: **Quality Assurance**

Published Date: 01/24/2025

Title: **Certificate/Approval Program Summary**

Page 2 of 2

Certification IDs:**Westborough Facility – 8 Walkup Dr. Westborough, MA 01581**

CT PH-0826, IL 200077, IN C-MA-03, KY JY98045, ME MA00086, MD 348, MA M-MA086, NH 2064, NJ MA935, NY 11148, NC (DW) 25700, NC (NPW/SCM) 666, OR MA-1316, PA 68-03671, RI LAO00065, TX T104704476, VT VT-0935, VA 460195

Mansfield Facility – 320 Forbes Blvd. Mansfield, MA 02048

CT PH-0825, ANAB/DoD L2474, IL 200081, IN C-MA-04, KY KY98046, LA 3090, ME MA00030, MI 9110, MN 025-999-495, NH 2062, NJ MA015, NY 11627, NC (NPW/SCM) 685, OR MA-0262, PA 68-02089, RI LAO00299, TX T-104704419, VT VT-0015, VA 460194, WA C954

Mansfield Facility – 120 Forbes Blvd. Mansfield, MA 02048

ANAB/DoD L2474, ME MA01156, MN 025-999-498, NH 2249, NJ MA025, NY 12191, OR 4203, TX T104704583, VA 460311, WA C1104.

For a complete listing of analytes and methods, please contact your Project Manager.



AIR ANALYSIS

PAGE 1 OF 1

320 Forbes Blvd, Mansfield, MA 02048
 TEL: 508-822-9300 FAX: 508-822-3288

Project Information

Project Name: Duvaltex Guilford
 Project Location: Guilford
 Project #: 250321-01
 Project Manager: Lisa Jacob
 ALPHA Quote #:

Turn-Around Time

Standard RUSH (only confirmed if pre-approved)

Date Due: _____ Time: _____

Report Information - Data Deliverables

FAX ADEx
 Criteria Checker: _____
 (Default based on Regulatory Criteria Indicated)
 Other Formats: _____
 EMAIL (standard pdf report)
 Additional Deliverables: _____
 Report to: (if different than Project Manager)

ALPHA Job #: L2539305

Billing Information
 Same as Client info PO #:

Client Information

Client: Javee H. Harker
 Address: 4 Blanchard Rd
Cumberland ME 04021
 Phone: 207-829-5016
 Fax:
 Email: LJJ@smemaine.com

These samples have been previously analyzed by Alpha

Other Project Specific Requirements/Comments:

Project-Specific Target Compound List:

Regulatory Requirements/Report Limits

State/Fed	Program	Res / Comm

ANALYSIS

- TO-15
- TO-15 SIM
- APH (subject Non-petroleum HCs)
- Fixed Gases
- Sulfides & Mercaptans by TO-15

All Columns Below Must Be Filled Out

ALPHA Lab ID (Lab Use Only)	Sample ID	COLLECTION					Sample Matrix*	Sampler's Initials	Can Size	I D Can	I D - Flow Controller	TO-15	TO-15 SIM	APH	Fixed Gases	Sulfides & Mercaptans by TO-15	Sample Comments (i.e. PID)
		End Date	Start Time	End Time	Initial Vacuum	Final Vacuum											
39305-01	AG-BCK-X-00C	6/19/25	1438	1458	-29.4	-3.16	AA	JHP	2.7	236	02833	X					
02	AG-X16-X-008	↓	1528	1548	-29.4	-3.37	SV	↓	↓	2187	01524	X					
03	AG-X21-X-009	↓	1616	1636	-29.5	-3.13	SV	↓	↓	2738	02359	X					

*SAMPLE MATRIX CODES

AA = Ambient Air (Indoor/Outdoor)
 SV = Soil Vapor/Landfill Gas/SVE
 Other = Please Specify

Container Type

Please print clearly, legibly and completely. Samples can not be logged in and turnaround time clock will not start until any ambiguities are resolved. All samples submitted are subject to Alpha's Terms and Conditions. See reverse side.

Relinquished By: [Signature] Date/Time: 6/20/25 12:20
 Received By: [Signature] Date/Time: 6/20/25 12:20
[Signature] Date/Time: 6/20/25 13:45
[Signature] Date/Time: 6/20/25 17:00
[Signature] Date/Time: 6/20/25 19:53

Pulcedo 6/20/25 2:40
 Elymer G. Harker 6/20/25 01:45
 Lisa Jacob 6/20/25 01:45
 Lisa Jacob 6/20/25 01:45



Sample Delivery Group Summary

Pace Job Number : L2539305

Received : 20-JUN-2025

Reviewer : Christopher J Anderson

Account Name : Sevee & Maher Engineers, Inc.

Project Number : 250321.01

Project Name : DUVALTEX GUILFORD

Delivery Information

Samples Delivered By : Pace Courier

Chain of Custody : Present

Cooler Information

Cooler	Seal/Seal#	Preservation	Temperature(°C)	Additional Information
NA	Absent/			

Condition Information

- | | |
|---|------------|
| 1) All samples on COC received? | YES |
| 2) Extra samples received? | NO |
| 3) Are there any sample container discrepancies? | NO |
| 4) Are there any discrepancies between COC & sample labels?
L2539305-01: CAN ID #236 vs. CAN ID #2187
L2539305-02: CAN ID #2187 vs. CAN ID #236 | YES |
| 5) Are samples in appropriate containers for requested analysis? | YES |
| 6) Are samples properly preserved for requested analysis? | YES |
| 7) Are samples within holding time for requested analysis? | YES |
| 8) All sampling equipment returned? | YES |

Volatile Organics/VPH

- | | |
|--|-----------|
| 1) Reagent Water Vials Frozen by Client? | NA |
|--|-----------|

APPENDIX E

DATA VALIDATION REPORTS

Data Validation Checklist
Duvaltex Guilford
Sample Delivery Group: L2537754

Laboratory: PACE ANALYTICAL - WESTBOROUGH
Report Level: Level 2
Matrix: Surface Water
Reviewer: Abigail Latulippe
Concurrence: Lisa Jacob
Methods: EPA, 8260D

Associated Samples: 8
of Records: 600
Collection Dates: 6/16/2025
Project #: 250321.01
Sample IDs: BTXXX00D, FBXX1X007, PWX10X003, PWXX8X001D,
 PWXX9X002, SWX10X006, SWXX8X004, SWXX9X005

Data Completeness		
Question	Response	Comment
Did report include original lab reports?	Yes	
Was report paginated?	Yes	
Were all report pages received?	Yes	
Did report contain results for all samples and analyses requested on the chain of custody form?	Yes	
Were required QA/QC results included with lab report?	Yes	
Was EGAD EDD received?	Yes	
Were required QA/QC results included on EGAD EDD?	Yes	
Did reported analyte lists meet project specifications?	Yes	
Did reporting limits meet project specifications?	Yes	
Was the laboratory Maine certified for all methods/analytes/matrices performed at the time of sample analysis (if required)?	Yes	
*For all "NO" contact chemist, lab or consultant for resolution.		
Analytical Method, Preservation, and Technical Holding Times		
Question	Response	Comment
Were requested preparatory and analytical methods followed?	Yes	
Sample cooler within required temperature range at time of receipt at laboratory? If No, enter receipt date and cooler temp in reviewer comments.	Yes	6.0°C
Samples properly preserved at time of receipt at laboratory?	Yes	
Was sample extraction/digestion performed within holding time?	Yes	
Was sample analysis performed within analytical holding time?	Yes	

Data Validation Checklist
Duvaltex Guilford
Sample Delivery Group: L2537754

Blanks		
Question	Response	Comment
Were blanks run at the frequency specified by the method or SAP/QAPP?	Yes	
Were target analytes detected in laboratory method blanks?	No	
Were target analytes detected in trip blanks?	No	
Were target analytes detected in equipment blanks?	No	Field Blank FB-1
Were target analytes detected in any other types of blanks included in the laboratory data report?	N/A	
Were data appropriately qualified for blank contamination?	N/A	
Surrogates		
Question	Response	Comment
Did the laboratory report results for surrogates (if required by the analytical method)?	Yes	
If surrogates required, were recoveries within acceptance ranges?	Yes	
If surrogate recoveries were outside acceptance ranges, did the lab re-analyze to confirm matrix interference?	N/A	
Were data appropriately qualified for unacceptable surrogate recovery (if required)?	N/A	
Laboratory Control Samples (LCS/LCSD)		
Question	Response	Comment
Did the LCS include all spiked compounds as required by SAP/QAPP or method?	Yes	
Were recoveries within acceptance ranges?	No	Method 8260D, Acrylonitrile, LCS/LCSD % R =86/67 < AC (70-130), ND, UJ
Were data appropriately qualified for unacceptable LCS recovery?	Yes	
Were RPD between LCS and LCSD within acceptance ranges?	No	Method 8260D, Acrylonitrile, LCS/LCSD RPD = 25 > AC (25), ND, UJ; Method 8260D, 4-Methyl-2-pentanone, LCS/LCSD RPD =23 > AC (20), ND, UJ; Method 8260D, 1,2,4,5-Tetramethylbenzene, LCS/LCSD RPD = 21 > AC (20), ND, UJ; Method 8260D, 1,2,4,5-Tetramethylbenzene, LCS/LCSD RPD = 22 > AC (20), Not in the EDD, No Qualification Necessary

Data Validation Checklist

Duvaltex Guilford

Sample Delivery Group: L2537754

Matrix Spike Samples (MS/MSD)		
Question	Response	Comment
Did the MS (if performed) include all spiked compounds as required by SAP/QAPP or method?	N/A	MS was not performed in this SDG
Were recoveries within acceptance ranges (if MS performed)?	N/A	
Were data appropriately qualified for unacceptable MS recovery (if MS performed)?	N/A	
Were RPD between MS and MSD (if performed) within acceptance ranges?	N/A	
Duplicates (Note: also applies for analytes reported by more than one method)		
Question	Response	Comment
Were lab duplicate or field duplicate analyses performed? If yes, list type in reviewer comments.	Yes	LCS/LCSD
Were RPDs (if applicable) within acceptance ranges?	No	Method 8260D, Acrylonitrile, LCS/LCSD RPD = 25 > AC (25), ND, UJ; Method 8260D, 4-Methyl-2-pentanone, LCS/LCSD RPD = 23 > AC (20), ND, UJ; Method 8260D, 1,2,4,5-Tetramethylbenzene, LCS/LCSD RPD = 21 > AC (20), ND, UJ; Method 8260D, 1,2,4,5-Tetramethylbenzene, LCS/LCSD RPD = 22 > AC (20), Not in the EDD, No Qualification Necessary
Data Usability		
Question	Response	Comment
Is there any reason to suspect carryover?	No	
Is there any reason to suspect matrix interference?	No	
Do chromatograms (if provided) look reasonable?	N/A	Chromatograms were not provided in this SDG
Is there a compound detected below quantitation limits that should be noted?	No	
Is there any other reason that the data should be qualified?	No	
Were all (or most) data qualified for a particular method or analyte?	Yes	
Were any data rejected during the above review?	No	
Is data quality sufficient for the intended use of the data?	Yes	

Data Validation Checklist
Duvaltex Guilford
Sample Delivery Group:L2537754

Reviewer Summary:

SME's review of the analytical data package and sample handling procedures revealed minor deficiencies. The LCS/LCSD for 1,1,1,2-Tetrachloroethane, 4-Methyl-2-Pentanone, Acrylonitrile were outside of acceptance limits. Twenty four (24) results were qualified. No results were rejected, which is an acceptance percentage of 100.0%. A review of the analytical data and laboratory report indicates that the data quality is acceptable for its intended use.

Action Table

Duvaltex Guilford

Sample Delivery Group: L2537754

Parameter	Lab Sample ID	Validation Qualifier	Validation Comment
-----------	---------------	----------------------	--------------------

Method:8260D

Batch ID:WG2085067

4-METHYL-2-PENTANONE	L2537754-05	UJ	LCS HIGH RPD
ACRYLONITRILE	L2537754-02	UJ	LCS %R < LOWER LIMIT, LCS HIGH RPD
ACRYLONITRILE	L2537754-03	UJ	LCS %R < LOWER LIMIT, LCS HIGH RPD
ACRYLONITRILE	L2537754-04	UJ	LCS %R < LOWER LIMIT, LCS HIGH RPD
ACRYLONITRILE	L2537754-05	UJ	LCS %R < LOWER LIMIT, LCS HIGH RPD
ACRYLONITRILE	L2537754-06	UJ	LCS %R < LOWER LIMIT, LCS HIGH RPD
ACRYLONITRILE	L2537754-07	UJ	LCS %R < LOWER LIMIT, LCS HIGH RPD
ACRYLONITRILE	L2537754-08	UJ	LCS %R < LOWER LIMIT, LCS HIGH RPD
4-METHYL-2-PENTANONE	L2537754-01D	UJ	LCS HIGH RPD
4-METHYL-2-PENTANONE	L2537754-02	UJ	LCS HIGH RPD
ACRYLONITRILE	L2537754-01D	UJ	LCS %R < LOWER LIMIT, LCS HIGH RPD
4-METHYL-2-PENTANONE	L2537754-04	UJ	LCS HIGH RPD
1,1,1,2-TETRACHLOROETHANE	L2537754-08	UJ	LCS HIGH RPD
4-METHYL-2-PENTANONE	L2537754-06	UJ	LCS HIGH RPD
4-METHYL-2-PENTANONE	L2537754-07	UJ	LCS HIGH RPD
4-METHYL-2-PENTANONE	L2537754-08	UJ	LCS HIGH RPD
1,1,1,2-TETRACHLOROETHANE	L2537754-01D	UJ	LCS HIGH RPD
1,1,1,2-TETRACHLOROETHANE	L2537754-02	UJ	LCS HIGH RPD
1,1,1,2-TETRACHLOROETHANE	L2537754-03	UJ	LCS HIGH RPD
1,1,1,2-TETRACHLOROETHANE	L2537754-04	UJ	LCS HIGH RPD
1,1,1,2-TETRACHLOROETHANE	L2537754-05	UJ	LCS HIGH RPD
1,1,1,2-TETRACHLOROETHANE	L2537754-06	UJ	LCS HIGH RPD
1,1,1,2-TETRACHLOROETHANE	L2537754-07	UJ	LCS HIGH RPD
4-METHYL-2-PENTANONE	L2537754-03	UJ	LCS HIGH RPD

Data Validation Checklist
Duvaltex Guilford
Sample Delivery Group: L2539305

Laboratory: PACE
Report Level: Level 2
Matrix: Soil Vapor
Reviewer: Abigail Latulippe
Concurrence: Lisa Jacob
Methods: TO15

Associated Samples: 3
of Records: 205
Collection Dates: 6/19/2025
Project #: 250321.01
Sample IDs: AGBCKX00C, AGX16X008, AGX21X009

Data Completeness		
Question	Response	Comment
Did report include original lab reports?	Yes	
Was report paginated?	Yes	
Were all report pages received?	Yes	
Did report contain results for all samples and analyses requested on the chain of custody form?	Yes	
Were required QA/QC results included with lab report?	Yes	
Was EGAD EDD received?	Yes	
Were required QA/QC results included on EGAD EDD?	Yes	
Did reported analyte lists meet project specifications?	Yes	
Did reporting limits meet project specifications?	Yes	
Was the laboratory Maine certified for all methods/analytes/matrices performed at the time of sample analysis (if required)?	Yes	
*For all "NO" contact chemist, lab or consultant for resolution.		
Analytical Method, Preservation, and Technical Holding Times		
Question	Response	Comment
Were requested preparatory and analytical methods followed?	Yes	
Sample cooler within required temperature range at time of receipt at laboratory? If No, enter receipt date and cooler temp in reviewer comments.	N/A	°C
Samples properly preserved at time of receipt at laboratory?	Yes	
Was sample extraction/digestion performed within holding time?	Yes	
Was sample analysis performed within analytical holding time?	Yes	

Data Validation Checklist
Duvaltex Guilford
Sample Delivery Group:L2539305

Blanks		
Question	Response	Comment
Were blanks run at the frequency specified by the method or SAP/QAPP?	Yes	
Were target analytes detected in laboratory method blanks?	No	
Were target analytes detected in trip blanks?	N/A	
Were target analytes detected in equipment blanks?	N/A	
Were target analytes detected in any other types of blanks included in the laboratory data report?	N/A	
Were data appropriately qualified for blank contamination?	N/A	
Surrogates		
Question	Response	Comment
Did the laboratory report results for surrogates (if required by the analytical method)?	No	
If surrogates required, were recoveries within acceptance ranges?	N/A	
If surrogate recoveries were outside acceptance ranges, did the lab re-analyze to confirm matrix interference?	N/A	
Were data appropriately qualified for unacceptable surrogate recovery (if required)?	N/A	
Laboratory Control Samples (LCS/LCSD)		
Question	Response	Comment
Did the LCS include all spiked compounds as required by SAP/QAPP or method?	Yes	
Were recoveries within acceptance ranges?	No	Method TO15, Batch WG2082942 and WG2088211, Vinyl acetate, LCS % R = 57, 67 < AC (70-130), ND, UJ; Method TO15, Batch WG2082942, Naphthalene, LCS % R = 63 < AC (70-130), Not in the EDD, No Qualification Necessary; Method TO15, Batch WG2082942, 1,2,3-Trichlorobenzene, LCS % R = 66 < AC (70-130), Not in the EDD, No Qualification Necessary
Were data appropriately qualified for unacceptable LCS recovery?	Yes	
Were RPD between LCS and LCSD within acceptance ranges?	N/A	

Data Validation Checklist
Duvaltex Guilford
Sample Delivery Group: L2539305

Matrix Spike Samples (MS/MSD)		
Question	Response	Comment
Did the MS (if performed) include all spiked compounds as required by SAP/QAPP or method?	N/A	MS was not performed in this SDG
Were recoveries within acceptance ranges (if MS performed)?	N/A	
Were data appropriately qualified for unacceptable MS recovery (if MS performed)?	N/A	
Were RPD between MS and MSD (if performed) within acceptance ranges?	N/A	
Duplicates (Note: also applies for analytes reported by more than one method)		
Question	Response	Comment
Were lab duplicate or field duplicate analyses performed? If yes, list type in reviewer comments.	N/A	
Were RPDs (if applicable) within acceptance ranges?	N/A	
Data Usability		
Question	Response	Comment
Is there any reason to suspect carryover?	No	
Is there any reason to suspect matrix interference?	No	
Do chromatograms (if provided) look reasonable?	N/A	Chromatograms were not provided in this SDG
Is there a compound detected below quantitation limits that should be noted?	No	
Is there any other reason that the data should be qualified?	No	
Were all (or most) data qualified for a particular method or analyte?	Yes	
Were any data rejected during the above review?	No	
Is data quality sufficient for the intended use of the data?	Yes	

Reviewer Summary:

SME's review of the analytical data package and sample handling procedures revealed minor deficiencies. The LCS for Vinyl Acetate was outside of acceptance limits. Two (2) results were qualified. No results were rejected, which is an acceptance percentage of 100.0%. A review of the analytical data and laboratory report indicates that the data quality is acceptable for its intended use.

Action Table

Duvaltex Guilford

Sample Delivery Group: L2539305

Parameter	Lab Sample ID	Validation Qualifier	Validation Comment
-----------	---------------	----------------------	--------------------

Method:TO15

Batch ID:WG2082942

VINYL ACETATE	L2539305-01	UJ	LCS %R < LOWER LIMIT
---------------	-------------	----	----------------------

Batch ID:WG2088211

VINYL ACETATE	L2539305-02	UJ	LCS %R < LOWER LIMIT
---------------	-------------	----	----------------------

Data Validation Checklist
Duvaltex Guilford
Sample Delivery Group: L2541367

Laboratory: FIELD TEST (SAMPLE ANALYZED IN THE FIELD BY METER OR FIE
Report Level: Level 2
Matrix: Groundwater
Reviewer: Abigail Latulippe
Concurrence: Lisa Jacob
Methods: EPA, 8260D

Associated Samples: 9
of Records: 675
Collection Dates: 6/30/2025
Project #: 250321.01
Sample IDs: BTXXX010, GW101X011D, GW102X012D,
 GW103X013, GW104X014, GWDP1X018D,
 GWXX2X015D, GWXX4X016, GWXX6X017

Data Completeness		
Question	Response	Comment
Did report include original lab reports?	Yes	
Was report paginated?	Yes	
Were all report pages received?	Yes	
Did report contain results for all samples and analyses requested on the chain of custody form?	Yes	
Were required QA/QC results included with lab report?	Yes	
Was EGAD EDD received?	Yes	
Were required QA/QC results included on EGAD EDD?	Yes	
Did reported analyte lists meet project specifications?	Yes	
Did reporting limits meet project specifications?	Yes	
Was the laboratory Maine certified for all methods/analytes/matrices performed at the time of sample analysis (if required)?	Yes	
*For all "NO" contact chemist, lab or consultant for resolution.		
Analytical Method, Preservation, and Technical Holding Times		
Question	Response	Comment
Were requested preparatory and analytical methods followed?	Yes	
Sample cooler within required temperature range at time of receipt at laboratory? If No, enter receipt date and cooler temp in reviewer comments.	Yes	2.9°C
Samples properly preserved at time of receipt at laboratory?	Yes	
Was sample extraction/digestion performed within holding time?	Yes	
Was sample analysis performed within analytical holding time?	Yes	

Data Validation Checklist
Duvaltex Guilford
Sample Delivery Group: L2541367

Blanks		
Question	Response	Comment
Were blanks run at the frequency specified by the method or SAP/QAPP?	Yes	
Were target analytes detected in laboratory method blanks?	No	
Were target analytes detected in trip blanks?	Yes	Method 8260D, Acetone, Trip Blank 5.6 < 2xRL (2x5=10), Samples L2541367-05, L2541367-09, 8.5. 5.2 < 2xRL (2x5=10), 10 U
Were target analytes detected in equipment blanks?	N/A	
Were target analytes detected in any other types of blanks included in the laboratory data report?	N/A	
Were data appropriately qualified for blank contamination?	N/A	
Surrogates		
Question	Response	Comment
Did the laboratory report results for surrogates (if required by the analytical method)?	Yes	
If surrogates required, were recoveries within acceptance ranges?	Yes	
If surrogate recoveries were outside acceptance ranges, did the lab re-analyze to confirm matrix interference?	N/A	
Were data appropriately qualified for unacceptable surrogate recovery (if required)?	N/A	
Laboratory Control Samples (LCS/LCSD)		
Question	Response	Comment
Did the LCS include all spiked compounds as required by SAP/QAPP or method?	Yes	
Were recoveries within acceptance ranges?	Yes	
Were data appropriately qualified for unacceptable LCS recovery?	N/A	
Were RPD between LCS and LCSD within acceptance ranges?	Yes	

Data Validation Checklist
Duvaltex Guilford
Sample Delivery Group: L2541367

Matrix Spike Samples (MS/MSD)		
Question	Response	Comment
Did the MS (if performed) include all spiked compounds as required by SAP/QAPP or method?	N/A	MS was not performed in this SDG
Were recoveries within acceptance ranges (if MS performed)?	N/A	
Were data appropriately qualified for unacceptable MS recovery (if MS performed)?	N/A	
Were RPD between MS and MSD (if performed) within acceptance ranges?	N/A	
Duplicates (Note: also applies for analytes reported by more than one method)		
Question	Response	Comment
Were lab duplicate or field duplicate analyses performed? If yes, list type in reviewer comments.	Yes	LCS/LCSD and Field Duplicate - MW-102
Were RPDs (if applicable) within acceptance ranges?	Yes	
Data Usability		
Question	Response	Comment
Is there any reason to suspect carryover?	No	
Is there any reason to suspect matrix interference?	No	
Do chromatograms (if provided) look reasonable?	N/A	Chromatograms were not provided in this SDG
Is there a compound detected below quantitation limits that should be noted?	No	
Is there any other reason that the data should be qualified?	No	
Were all (or most) data qualified for a particular method or analyte?	No	
Were any data rejected during the above review?	No	
Is data quality sufficient for the intended use of the data?	Yes	

Reviewer Summary:

SME's review of the analytical data package and sample handling procedures revealed minor deficiencies. The trip blank for Acetone were outside of acceptance limits. Two (2) results were qualified. No results were rejected, which is an acceptance percentage of 100.0%. A review of the analytical data and laboratory report indicates that the data quality is acceptable for its intended use.

Action Table

Duvaltex Guilford

Sample Delivery Group: L2541367

Parameter	Lab Sample ID	Validation Qualifier	Validation Comment
-----------	---------------	----------------------	--------------------

Method:8260D

Batch ID:WG2088398

ACETONE	L2541367-09	U	TRIP BLANK
ACETONE	L2541367-05	U	TRIP BLANK

Field Duplicate Comparison
Duvaltex Guilford

Sample Location	MW-102	MW-102
Sample Type	Groundwater	Groundwater
Lab ID	L2541367-06D	L2541367-03D
Sample ID	GWDP1X018D	GW102X012D
Sample Date	6/30/2025 11:08:00 AM	6/30/2025 11:08:00 AM

Parameter	Units	Analytical Test	Duplicate Result	Q	RL	Sample Result	Q	RL	Relative Percent Difference	Absolute Difference
8260D										
1,1,1,2-Tetrachloroethane	ug/L	8260D		U	50		U	50		
1,1,1-Trichloroethane	ug/L	8260D		U	50		U	50		
1,1,2,2-Tetrachloroethane	ug/L	8260D		U	50		U	50		
1,1,2-Trichloroethane	ug/L	8260D		U	75		U	75		
1,1-Dichloroethane	ug/L	8260D		U	75		U	75		
1,1-Dichloroethene	ug/L	8260D		U	50		U	50		
1,1-Dichloropropene	ug/L	8260D		U	100		U	100		
1,2,3-Trichlorobenzene	ug/L	8260D		U	100		U	100		
1,2,3-Trichloropropane	ug/L	8260D		U	100		U	100		
1,2,4-Trichlorobenzene	ug/L	8260D		U	100		U	100		
1,2,4-Trimethylbenzene	ug/L	8260D		U	100		U	100		
1,2-Dibromo-3-Chloropropane	ug/L	8260D		U	100		U	100		
1,2-Dibromoethane	ug/L	8260D		U	100		U	100		

Table Notes:

1. Field duplicate results were evaluated in accordance with Region I EPA-NE Environmental Data Review Supplement for Regional Data Review Elements and Superfund Specific Guidance/Procedures (September 2020).
2. Absolute Difference: Validation is based on the absolute difference when one or both concentrations are less than 5x the RL

RL = reporting limit, practical quantitative limit

Field Duplicate Comparison
Duvaltex Guilford

1,2-Dichlorobenzene	ug/L	8260D		U	100		U	100		
1,2-Dichloroethane	ug/L	8260D		U	50		U	50		
1,2-Dichloroethene (total)	ug/L	8260D	730		50	800		50	9.2	
1,2-Dichloropropane	ug/L	8260D		U	100		U	100		
1,3,5-Trimethylbenzene	ug/L	8260D		U	100		U	100		
1,3-Dichlorobenzene	ug/L	8260D		U	100		U	100		
1,3-Dichloropropane	ug/L	8260D		U	100		U	100		
1,3-Dichloropropene, Total	ug/L	8260D		U	50		U	50		
1,4-Dichlorobenzene	ug/L	8260D		U	100		U	100		
1,4-Dichlorobutane	ug/L	8260D		U	500		U	500		
2,2-Dichloropropane	ug/L	8260D		U	100		U	100		
2-Hexanone	ug/L	8260D		U	500		U	500		
4-Methyl-2-Pentanone	ug/L	8260D		U	500		U	500		
Acetone	ug/L	8260D		U	500		U	500		
Acrylonitrile	ug/L	8260D		U	500		U	500		
Benzene	ug/L	8260D		U	50		U	50		
Bromobenzene	ug/L	8260D		U	100		U	100		
Bromochloromethane	ug/L	8260D		U	100		U	100		
Bromodichloromethane	ug/L	8260D		U	50		U	50		
Bromoform	ug/L	8260D		U	100		U	100		
Bromomethane	ug/L	8260D		U	100		U	100		
Carbon Disulfide	ug/L	8260D		U	100		U	100		
Carbon Tetrachloride	ug/L	8260D		U	50		U	50		

Table Notes:

1. Field duplicate results were evaluated in accordance with Region I EPA-NE Environmental Data Review Supplement for Regional Data Review Elements and Superfund Specific Guidance/Procedures (September 2020).
2. Absolute Difference: Validation is based on the absolute difference when one or both concentrations are less than 5x the RL

RL = reporting limit, practical quantitative limit

Field Duplicate Comparison
Duvaltex Guilford

Chlorobenzene	ug/L	8260D		U	50	U	50		
Chloroethane	ug/L	8260D		U	100	U	100		
Chloroform	ug/L	8260D		U	75	U	75		
Chloromethane	ug/L	8260D		U	200	U	200		
cis-1,2-Dichloroethene	ug/L	8260D	730		50	800	50	9.2	
cis-1,3-Dichloropropene	ug/L	8260D		U	50	U	50		
Dibromochloromethane	ug/L	8260D		U	50	U	50		
Dibromomethane	ug/L	8260D		U	100	U	100		
Dichlorodifluoromethane	ug/L	8260D		U	200	U	200		
Diethyl ether	ug/L	8260D		U	100	U	100		
Ethyl methacrylate (2-Propenoic acid)	ug/L	8260D		U	500	U	500		
Ethylbenzene	ug/L	8260D		U	50	U	50		
Hexachlorobutadiene	ug/L	8260D		U	50	U	50		
Isopropylbenzene	ug/L	8260D		U	50	U	50		
m,p-Xylene	ug/L	8260D		U	100	U	100		
Methyl Ethyl Ketone	ug/L	8260D		U	500	U	500		
Methylene Chloride	ug/L	8260D		U	300	U	300		
Methyltertiarybutylether (MTBE)	ug/L	8260D		U	100	U	100		
Naphthalene	ug/L	8260D		U	100	U	100		
n-Butylbenzene	ug/L	8260D		U	50	U	50		
n-Propyl benzene	ug/L	8260D		U	50	U	50		
o-Chlorotoluene	ug/L	8260D		U	100	U	100		
o-Xylene	ug/L	8260D		U	100	U	100		

Table Notes:

1. Field duplicate results were evaluated in accordance with Region I EPA-NE Environmental Data Review Supplement for Regional Data Review Elements and Superfund Specific Guidance/Procedures (September 2020).
2. Absolute Difference: Validation is based on the absolute difference when one or both concentrations are less than 5x the RL

RL = reporting limit, practical quantitative limit

Field Duplicate Comparison
Duvaltex Guilford

p-Chlorotoluene	ug/L	8260D		U	100		U	100		
p-Isopropyltoluene	ug/L	8260D		U	50		U	50		
sec-Butylbenzene	ug/L	8260D		U	50		U	50		
Styrene	ug/L	8260D		U	100		U	100		
tert-Butylbenzene	ug/L	8260D		U	100		U	100		
Tetrachloroethene	ug/L	8260D		U	50		U	50		
Tetrahydrofuran	ug/L	8260D		U	200		U	200		
Toluene	ug/L	8260D		U	75		U	75		
Total Xylenes	ug/L	8260D		U	100		U	100		
trans-1,2-Dichloroethene	ug/L	8260D		U	75		U	75		
trans-1,3-Dichloropropene	ug/L	8260D		U	50		U	50		
trans-1,4-Dichloro-2-butene	ug/L	8260D		U	250		U	250		
Trichloroethene	ug/L	8260D	10000		50	12000		50	18.2	
Trichlorofluoromethane	ug/L	8260D		U	100		U	100		
Vinyl Acetate	ug/L	8260D		U	500		U	500		
Vinyl Chloride	ug/L	8260D		U	20		U	20		

Table Notes:

1. Field duplicate results were evaluated in accordance with Region I EPA-NE Environmental Data Review Supplement for Regional Data Review Elements and Superfund Specific Guidance/Procedures (September 2020).
2. Absolute Difference: Validation is based on the absolute difference when one or both concentrations are less than 5x the RL

RL = reporting limit, practical quantitative limit